

46<sup>th</sup> ANNUAL *Bull Sale*

MONDAY, FEBRUARY 2, 2026 || NOON, MST || AT THE RANCH NEAR LEWISTOWN, MONTANA

GATEWAY *Breeding Value* BULL SALE



**GATEWAY**  
SIMMENTAL & LUCKY CROSS®

# GATEWAY

SIMMENTAL & LUCKY CROSS®

Jim and Tom Butcher

Jim 406-350-0467 • Tom 406-350-0979

jimbutcher58@gmail.com • 2109 Joyland Road, Lewistown, MT 59457

[www.gatewaysimmental.com](http://www.gatewaysimmental.com)

Chris Miller, Larry Hagenbuch, Logan Butcher, Brock Butcher



SALE BROADCAST LIVE ON  
SUPERIOR PRODUCTIONS.

FOR MORE INFORMATION,  
SEE PAGE 6.

# Welcome

Happy New Year! Welcome to central Montana and Gateway Simmental and Lucky Cross. I didn't know I would live long enough to see a year like 2025! It is very rare that both production and prices are record high together. We hope it will continue at least for another year or two.

As you would expect, we are very pleased with the quality of the bulls from lot 1 to 249. Gateway has been on the cutting edge of embracing the "Right Mate" and "Right Choice" genomic technology. This has improved both the quality and consistency of both our cows and bulls. Now, "Right Bull" is available for customers to implement the same technology in their herds. Eliminating negative genes is very important for production improvement. It's a lot easier to replicate good, when you know what it looks like genomically. By embracing this technology, poultry, pork, and dairy have been leaders in accelerating their progress as well.

Making easy to manage, productive, moderate framed cows that last has been our top priority for a long time.

With our work improving the traits that make a difference after your calves leave your ranch, the demand for your cattle will continue to improve because of their value for your customers down the chain.

These are the most docile bulls we've ever offered. We take disposition seriously, working them individually to find the ones that are too nervous. I would also like say we've have been blessed with a team of people Tom, and I get to work with every day. Chris and Larry have treated Gateway Simmental much like their own; showing up and taking the responsibility needed to run a good, diversified farming and cattle operation. With the boys, Logan and Brock here to inspire progress and doing much of the heavy lifting, Gateway has been able to plan better and free Tom and I to do things that make our program more complete. Working with good people with a common goal, makes life easier and more enjoyable.

The yearling weights and scrotal measurements will be available on the website a week or so before the sale after fertility testing.

Sincerely,

*Jim and Tom Butcher*



# Buy the Best - DON'T JUST BUY A BULL

The Best 250 Simmental & Lucky Cross™ Bulls

## 46<sup>TH</sup> Annual Gateway "Breeding Value" Bull Sale

Monday, February 2, 2026 at Noon, MST

At the Ranch near Lewistown, Montana

### AUCTIONEER

Col. Ty Thompson 406-698-4783

### LIVESTOCK PRESS REPRESENTATIVES

Dan Dieichmann, Diechmann Livestock 406-423-5500  
John Goggins, *Western Ag Reporter* 406-373-5000  
Matt Wznick, *Western Ag Reporter* 406-489-2414  
Kevin Murnin, *Western Livestock Journal* 406-853-4638  
Jeff Thomas, *Prairie Star* 406-581-8859

### CATTLE INSPECTIONS

Cattle can be viewed any time prior to sale.

### ANNOUNCEMENTS

Announcements made sale day and from the auction block during the sale take precedence over printed material associated with this sale. Anyone attending this sale attends at their own risk. Gateway Simmental or any of the sale force will not be held responsible for any personal injury for attending this sale.

### EPDS

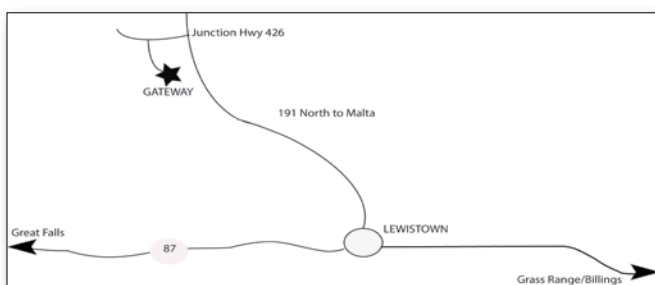
All EPDs are the most current BOLT at the time of printing conducted by IGS and the American Simmental Association.

### AREA MOTELS

Feel free to call Gateway or make your own reservations.  
Yogo Inn - Gateway Sale Headquarters 406-535-8721  
Historic Calvert Hotel 406-538-5411  
Super 8 406-538-2581  
B&B (close to Yogo Inn) 406-538-5496

### SALE LOCATION

3 miles North of Lewistown on HWY 191 North. Turn left onto Hanover Road, go 0.3 miles turn left again and go another 0.3 miles.



### The Gateway Advantage

- HYBRID BULLS TO MAXIMIZE HETEROSIS AND PROFITABILITY
- GENOMIC ENHANCED EPDS ON EVERY BULL
- 30 YEARS OF CARCASS COLLECTION TO ENHANCE EPD ACCURACY
- MULTI TRAIT EXCELLENCE BRED IN
- LARGE SIRE GROUPS TO ENHANCE UNIFORMITY
- FREE FEEDING UNTIL APRIL 1
- FREE DELIVERY IN MONTANA AND SURROUNDING STATES
- SIGHT UNSEEN GUARANTEE
- CUSTOMER FEEDER CATTLE MARKET ASSISTANCE

### SALE DAY PHONES

406-350-0467 • 406-350-1242 • 406-350-1417

### TERMS AND CONDITIONS

All cattle sell under the Terms and Conditions of the American Simmental Association.

### GENERAL INFORMATION

Final weights and scrotal measurements available sale day. Percentile rankings can be found for both the Purebred and Lucky Cross™ Bulls on page 5.

### TRANSPORTATION

Great Falls is served by Delta, United, Allegiant, Northwest, & Horizon Airlines. Billings is served by United, Frontier, Allegiant, Horizon, Northwest, Corporate Air, & SkyWest.

### SALE MANAGEMENT



**GENETIC RESOURCES**  
Marty Ropp 406-581-7835  
Corey Wilkins 256-590-2487  
Jared Murnin 406-321-1542  
Rocky Forseth 406-590-7984

[www.alliedgeneticresources.com](http://www.alliedgeneticresources.com)

## Table of Contents...

Pg 1	General Sale Information
Pg 2	Superior Feeder Calf Marketing
Pg 3	RightMate Information
Pg 4	Sale Book Codes
Pg 5	EPD Percentile Ranking Tables
Pg 6	How to Bid Online
Pg 6	Open House Invitation
Pg 7	Sale Manager Letter
Pg 8-54	Sale Bulls
Pg 27	Buying the Right Bull
Pg 29	EPD Quick Reference Guide
Pg 36	Stayability
Pg 41	Why Lucky Cross?
Pg 46	Great Timing for Better Tools
Pg 52	About DD
Pg 55	Gateway Percentile Ranking Charts
Pg 56-60	Reference Sires



## Semen Interest

All bulls sell in their entirety. Full possession and semen rights. Gateway reserves the right to collect unlimited semen quantity for in herd use at Gateway's expense on all bulls selling.

## GATEWAY CAN HELP WITH YOUR FEEDER CALF SALES.

High prices were the norm this year; however, Gateway-sired feeder cattle topped many of the weight classes they participated in during the summer auction cycle and averaged nearly \$12 per cwt more than their contemporaries.

We believe in our product—and our customers'—and we represent it well. This year, we marketed over 5,000 head of Gateway-sired calves, feeders, yearlings, and replacement heifers. That number continues to grow as demand for high-quality crossbred cattle reaches new levels. We have multiple marketing avenues available, but auctions remain—and always will be—the best method for true price discovery of the day.

Superior's Country Page offers an excellent blend of live auction dynamics with competitive bidding, while also allowing us to sell cattle privately with the full backing of Superior Livestock. Feel free to reach out before you market your cattle and we will help you however we can.

For more information, reach out to Logan 406-350-1417.

**SUPERIOR**

LIVESTOCK AUCTION

bid.superiorlivestock.com | 800.422.2117



# Improved Buying Confidence with Greater Genomic **ASSURANCE**

Access to more and better information has always been key to making wise decisions. The evolution and improvement of genetic evaluation tools too has given us an ever-clearer picture of the true genetic makeup of cattle and thus a better view of the value proposition. RightMate, powered by Top Genomics LLC is taking the evaluation of genetics and genomics one giant step further. By combining specific genomic information with the long-proven value of EPDs, this new advancement in technology improves our depth and precision when evaluating the actual ability to transmit value and profit.

The 3 Accreditation Logos below are designed to simplify bull selection and improve buyer confidence by more accurately describing the genetics offered and by reducing risk. What this means to you as a customer is a much greater assurance that you are getting both what you want and need from the genetics you purchase. What it means to your seedstock provider is access to RightMate technology that simply sets them apart from the rest of the industry.



**ACCREDITED GENOMIC PLUS** – For the majority of producers who simply need consistent and balanced genetic improvement, without genomic setbacks, G+ Accredited bulls should be on your list for premium purchase. These sires will absolutely move you forward for both cost reduction and income producing traits and substantially reduce risk when compared to all other evaluation programs. It's simple, the right genes are in these bulls to help secure a profitable future and they have great EPDs to match!



**ACCREDITED CALVING EASE** – Simply find bulls with the ACE logo for third party Accredited, secure Calving Ease bulls. Though we have had tools in the past to assist in choosing heifer bulls, we've never had one nearly this effective. The reduced risk that comes with this genomic certification will simply make your decisions easier and your heifer calving season more successful. Purchase special purpose ACE bulls with confidence. They will deliver consistent and predictable calving ease.



**ACCREDITED TERMINAL MATE** – Just like an ATM machine makes it simpler to access your cash, the ATM Logo highlights bulls accredited to generate extra cash income as soon as your next calf crop! These bulls are meant specifically to use only on mature cows and for the purpose of adding performance, pay weight and end product value to market.

## Catalog Codes

<b>BB</b> = Homozygous Black	<b>PB</b> = Purebred
<b>HB</b> = Heterozygous Black	<b>SM</b> = Simmental
<b>DB</b> = Double Black	<b>AN</b> = Angus
<b>NDR</b> = Non-Diluter Red	<b>AR</b> = Red Angus
<b>PP</b> = Homozygous Polled	
<b>HP</b> = Heterozygous Polled	<b>DDF</b> = Developmental Duplication Free
<b>DP</b> = Double Polled	<b>DDC</b> = Developmental Duplication Carrier
<b>P/S</b> = Polled/Scurred	

## Quick Calving Ease Guide

Gateway calving star system - Finding heifer bulls made easy.

<b>****</b>	Very suitable for heifer matings
<b>***</b>	Suitable for heifers and very suitable for young cows
<b>**</b>	Suitable for young cows, very suitable for older cows
<b>*</b>	Suitable for cows

## Note to our Buyers

There are black bulls that are part Red Angus that don't carry the red gene. Make sure you look at the BB, HB notation on the top line. Then you know if the animals with some Red Angus breed composition carry a red gene. This is how Gateway is adding diversity and broadening the genetic base of our Lucky Cross cattle.



### DEICHMANN LIVESTOCK BROKERAGE

Dan & Marilyn Deichmann  
P O Box 310 • Hobson, MT 59452  
406-423-5500 • Cell 406-799-5200 • [www.dlbbroker.com](http://www.dlbbroker.com)



Without a doubt, we're experiencing the most aggressive, quality driven cattle market in our lifetime. Now more than ever it's the right time to align your program and marketing needs with your genetic source; your bull producer. When you buy from Gateway Lucky Cross, you're getting aligned with a complete program and a top quality genetically advanced cowherd.

Deichmann Livestock has endorsed and purchased Gateway program cattle for 25 years. We have seen firsthand the impact this ranch has made in programs that buy Lucky Cross bulls and females. Once one of our feeding clients secure a set of Lucky Cross calves, and feed them out, they just won't give them up. They feed the same set year after year. The cattle prove themselves over and over, giving the feeder consistent profit from this dependable program base.

When it's time to market your Lucky Cross calves, contact DLB. We are always at the forefront of contracting in the spring and we look forward to working for you. If you need buying assistance for the Gateway Sale, give me a call. We offer a 100% guarantee on all sight unseen purchases we handle. See you at the Gateway-Lucky Cross on sale day.

Sincerely,  
Dan and Marilyn Deichmann



## 2026 PUREBRED SIMMENTAL PERCENTILE TABLE

%	CE	BW	WW	YW	ADG	DMI	\$GN	MCE	MILK	MWW	STAY	DOC	CW	YG	MARB	BF	REA	API	TI
1	19.50	-4.00	105.80	165.70	0.39	-0.17	0.11	11.00	36.80	81.80	22.80	18.70	64.30	-0.58	0.81	-0.13	1.37	188.40	107.10
2	18.20	-3.30	102.60	160.20	0.37	-0.09	0.10	10.30	35.10	79.70	21.90	17.70	60.50	-0.56	0.73	-0.12	1.30	182.00	104.20
3	17.30	-2.90	100.50	156.50	0.36	-0.04	0.10	9.90	34.20	78.30	21.30	17.20	57.90	-0.54	0.68	-0.12	1.26	178.00	102.35
4	16.70	-2.60	99.00	153.80	0.35	0.00	0.09	9.60	33.40	77.20	20.90	16.80	55.80	-0.52	0.64	-0.12	1.23	174.90	100.90
5	16.30	-2.30	97.70	151.50	0.35	0.04	0.09	9.40	32.70	76.40	20.60	16.50	54.30	-0.51	0.60	-0.11	1.21	172.30	99.70
10	14.60	-1.50	93.40	143.80	0.32	0.14	0.08	8.50	30.20	73.50	19.50	15.40	49.30	-0.47	0.49	-0.10	1.13	163.40	95.70
15	13.60	-0.90	90.30	138.60	0.31	0.22	0.07	8.00	28.60	71.50	18.70	14.70	46.00	-0.45	0.42	-0.09	1.07	157.00	93.00
20	12.80	-0.50	88.00	134.50	0.29	0.28	0.06	7.50	27.40	69.90	18.10	14.20	43.40	-0.43	0.36	-0.09	1.03	152.20	90.70
25	12.10	-0.10	86.00	131.00	0.28	0.34	0.06	7.10	26.50	68.50	17.60	13.70	41.20	-0.42	0.32	-0.08	1.00	147.78	88.70
30	11.60	0.30	84.30	127.80	0.27	0.38	0.05	6.80	25.64	67.30	17.00	13.20	39.30	-0.40	0.28	-0.08	0.97	143.90	86.80
35	11.10	0.60	82.70	124.90	0.27	0.43	0.05	6.50	24.90	66.00	16.60	12.80	37.60	-0.39	0.25	-0.08	0.95	140.30	85.10
40	10.60	0.80	81.30	122.10	0.26	0.48	0.05	6.20	24.20	64.90	16.10	12.40	35.90	-0.38	0.22	-0.08	0.92	136.80	83.50
45	10.20	1.10	79.90	119.60	0.25	0.53	0.04	5.90	23.50	63.70	15.60	12.00	34.30	-0.37	0.19	-0.07	0.90	133.30	82.00
50	9.70	1.30	78.70	117.20	0.24	0.58	0.04	5.60	22.90	62.60	15.10	11.60	32.90	-0.36	0.16	-0.07	0.88	129.90	80.60
55	9.30	1.60	77.50	114.90	0.23	0.64	0.04	5.40	22.30	61.50	14.60	11.20	31.50	-0.34	0.14	-0.07	0.86	126.60	79.20
60	8.80	1.80	76.30	112.60	0.23	0.69	0.03	5.10	21.70	60.40	14.00	10.80	30.10	-0.33	0.11	-0.06	0.83	123.50	77.80
65	8.40	2.10	75.20	110.40	0.22	0.75	0.03	4.85	21.10	59.20	13.40	10.40	28.80	-0.32	0.09	-0.06	0.81	120.20	76.40
70	7.90	2.30	73.90	108.00	0.21	0.81	0.02	4.60	20.40	58.10	12.80	10.00	27.40	-0.31	0.06	-0.06	0.78	117.10	75.00
75	7.40	2.60	72.50	105.60	0.20	0.88	0.02	4.30	19.70	56.90	12.10	9.50	25.90	-0.29	0.03	-0.05	0.76	113.80	73.70
80	6.80	2.90	70.90	102.90	0.19	0.96	0.01	3.90	18.90	55.70	11.40	8.90	24.40	-0.28	0.01	-0.05	0.73	110.40	72.30
85	6.00	3.30	69.20	99.80	0.19	1.04	0.01	3.50	18.00	54.40	10.70	8.20	22.60	-0.26	-0.03	-0.05	0.69	107.20	70.90
90	5.10	3.90	67.00	96.00	0.17	1.15	0.00	3.00	16.90	52.80	9.80	7.20	20.40	-0.23	-0.06	-0.04	0.65	103.30	69.00
95	3.50	4.80	63.80	90.30	0.16	1.31	-0.02	2.20	15.20	50.60	8.70	5.60	17.20	-0.19	-0.11	-0.03	0.58	98.30	66.10
AVG	9.70	1.30	78.70	117.20	0.24	0.58	0.04	5.60	22.90	62.60	15.10	11.60	32.90	-0.36	0.16	-0.07	0.88	129.90	80.60

## 2026 HYBRID PERCENTILE TABLE

%	CE	BW	WW	YW	ADG	DMI	\$GN	MCE	MILK	MWW	STAY	DOC	CW	YG	MARB	BF	REA	API	TI
1	21.50	-5.70	105.20	169.50	0.42	-0.10	0.15	12.10	34.70	81.40	22.70	19.60	72.60	-0.45	1.10	-0.10	1.24	190.03	108.50
2	20.30	-5.00	101.90	163.60	0.40	-0.01	0.14	11.50	33.40	79.20	21.70	18.70	68.10	-0.42	1.00	-0.09	1.17	183.50	105.10
3	19.60	-4.50	99.70	160.10	0.39	0.05	0.13	11.20	32.50	77.90	21.20	18.10	65.60	-0.40	0.93	-0.08	1.13	178.90	103.20
4	19.00	-4.20	98.10	157.00	0.38	0.09	0.12	10.90	31.90	76.90	20.70	17.60	63.40	-0.39	0.88	-0.08	1.09	175.60	101.60
5	18.50	-3.95	96.80	154.60	0.37	0.13	0.12	10.60	31.30	76.10	20.30	17.30	61.80	-0.38	0.85	-0.08	1.07	173.00	100.40
10	16.90	-3.00	92.30	146.80	0.35	0.26	0.10	9.80	29.50	73.20	19.10	16.20	56.30	-0.34	0.74	-0.07	0.97	164.40	96.20
15	15.80	-2.40	89.30	141.60	0.33	0.35	0.09	9.30	28.30	71.10	18.30	15.40	52.50	-0.31	0.67	-0.06	0.91	158.30	93.50
20	14.90	-1.90	87.00	137.50	0.32	0.42	0.09	8.80	27.40	69.50	17.70	14.90	49.70	-0.29	0.61	-0.06	0.87	153.60	91.30
25	14.20	-1.50	85.00	134.00	0.31	0.49	0.08	8.50	26.60	68.10	17.10	14.40	47.30	-0.27	0.56	-0.05	0.83	149.60	89.50
30	13.50	-1.20	83.30	130.80	0.30	0.55	0.07	8.10	26.00	66.80	16.60	14.00	45.10	-0.25	0.52	-0.05	0.80	146.10	87.90
35	12.97	-0.80	81.60	127.90	0.29	0.61	0.07	7.80	25.30	65.70	16.20	13.60	43.10	-0.23	0.48	-0.04	0.77	142.80	86.40
40	12.40	-0.58	80.10	125.20	0.28	0.67	0.06	7.50	24.80	64.70	15.70	13.20	41.30	-0.21	0.45	-0.04	0.74	139.70	84.90
45	11.90	-0.30	78.70	122.60	0.28	0.73	0.06	7.20	24.20	63.60	15.30	12.90	39.50	-0.20	0.41	-0.04	0.71	136.55	83.50
50	11.40	0.00	77.30	120.00	0.27	0.78	0.05	6.90	23.70	62.60	14.80	12.50	37.80	-0.18	0.38	-0.03	0.68	133.40	82.00
55	10.90	0.30	76.00	117.50	0.26	0.84	0.05	6.60	23.20	61.60	14.30	12.20	36.10	-0.17	0.35	-0.03	0.65	130.30	80.60
60	10.40	0.50	74.60	115.00	0.25	0.90	0.05	6.30	22.69	60.50	13.80	11.85	34.50	-0.15	0.32	-0.03	0.63	126.80	79.20
65	9.90	0.80	73.20	112.40	0.24	0.95	0.04	6.00	22.10	59.40	13.20	11.50	32.70	-0.13	0.29	-0.02	0.60	123.30	77.70
70	9.40	1.10	71.70	109.70	0.23	1.02	0.04	5.70	21.50	58.20	12.60	11.10	30.90	-0.11	0.26	-0.02	0.57	119.60	76.00
75	8.80	1.40	70.00	106.80	0.23	1.08	0.03	5.30	20.80	57.00	11.90	10.60	29.10	-0.09	0.23	-0.01	0.54	115.70	74.37
80	8.20	1.70	68.20	103.60	0.22	1.16	0.02	4.90	20.10	55.70	11.20	10.10	27.10	-0.07	0.19	-0.01	0.50	111.40	72.50
85	7.40	2.10	66.20	99.90	0.21	1.25	0.02	4.50	19.20	54.10	10.30	9.40	24.90	-0.04	0.15	0.00	0.46	106.60	70.50
90	6.50	2.60	63.40	95.60	0.19	1.36	0.01	3.90	18.10	52.20	9.20	8.50	22.10	-0.01	0.11	0.00	0.40	101.10	68.20
95	5.00	3.30	59.40	88.90	0.17	1.53	-0.01	3.10	16.40	49.20	7.80	6.90	17.80	0.04	0.04	0.02	0.31	93.50	64.80
AVG	11.40	0.00	77.30	120.00	0.27	0.78	0.05	6.90	23.70	62.60	14.80	12.50	37.80	-0.18	0.38	-0.03	0.68	133.40	82.00



## Please Join Us... for our Open House

We would like to invite you to our 16<sup>th</sup> Annual Customer Appreciation Dinner and Program on Tuesday, January 20.

The Gateway crew invites you to stop by the ranch and preview the bulls in the afternoon. We will all be available to visit and answer any questions you may have.

At 5:00 PM or so, we will meet at the Eagles Club on Main Street for a cocktail hour, followed by supper at 6:00 PM.

**Educational program will feature the following:**

Marty Ropp, Allied Genetic Resources,

“RightBull - A New Way to Make your Bull Selections”

Troy Mudgett, Mudgett Farms, Clark, SD,

“Integrated Marketing: Leveraging Programs to Capture Value and Data through the Supply Chain”

*If you could RSVP ahead of time, it would help us planning supper: Call or email Jim Butcher 406-350-0467 or jimbutcher58@gmail.com*



## HOW TO PARTICIPATE

### 1 CREATE AN ACCOUNT

Click “create account” at the top of the page on bid.superiorlivestock.com. Fill out the required information to bid online. Agree to the terms of service and finish with the “register” button.

### 2 REGISTER FOR A BUYER NUMBER

From the home page or the “all auctions” page, choose the sale you’re interested in. Once selected, click the “request a buyer number” button. Verify your email address with the email verification link. To verify your mobile number, click “send token”. Follow the steps to authorize your mobile device and click “submit”.

### 3 BID SUCCESSFULLY

You will only have to complete the two-step verification process one time. After that, you will be able to immediately request a buyer number on any auction without verification. If you’re a winning bidder, your lots will appear in your cart on the bottom of your screen. You will be contacted by the ranch or sale manager for your payment and shipping plans.


IF YOU NEED HELP REGISTERING TO BID OR TO VIEW THE AUCTION PLEASE CONTACT SUPERIOR LIVESTOCK

**800.422.2117**

## FROM THE SALE MANAGER



Welcome to the 2026 Gateway Breeding Value Bull sale. What a year 2025 was in the cattle business. We have seen record highs set in all segments in the industry and every time we thought the market couldn't get any higher the next week would set new records. It is hard to believe that we can see another year like 2025, however if you look at the market fundamentals it appears that we should still be in for another great market this year. Heifer retention has still been sluggish, and it appears the national cow herd is still not expanding. One thing to remember is when heifer retention does begin, we will likely see the tightest supply of feeder cattle in history when we take a high percentage of heifers out of the feeder cattle mix. So, it appears the cow-calf producer is in the driver seat for the next couple of years.



With these record high prices, now is the time to advance your genetics to continue to take advantage of these high prices and to position yourself for when the market turns. There is no better way to do this than with Gateway bulls. As you look through this offering you will see bulls with calving ease and explosive growth all while keeping cow size in check. Gateway Simmentals has focused for decades on cattle that perform and females that work in the real world. Gateway has used good old fashioned cow sense as well as the best genetic tools available to accomplish this. They were early adopters of RightMate and RightChoice technology to make better breeding decisions as well as to help their customers to have added tools to make the best bull purchases for their herds. The RightChoice logos in this book give you tools to make decisions that impact the direction you need to take with your own herds.

When you purchase a Gateway bull the service doesn't stop here. Not only do they stand behind the cattle in this sale, they also offer feeder calf marketing support. If you need assistance marketing your calves produced by these bulls, please reach out to them for added marketing options and support.

If you have any questions about this offering or need assistance sale day, please reach out to anyone of us on the Allied team.

Sincerely,  
*Marty Ropp, Corey Wilkins and Jared Murnin*





Lot 1



Lot 2



Lot 3

**1 748N** BB-PP 5/8 SM 3/8 AN DOB: 2/22/2025 ASA# 4501887

BW	10/6 Wt.	Adj. 205	WW Ratio	Frame	CE Rating
71	860	801	115	5.7	***

BAR CK PENDLETON 7028  
**GW HIGH BALL 102H**  
 GW MISS GPRD 341Z

GIBBS 7019E BRONCO  
**GW MISS BRONCO 609H**  
 GW MISS PREM BEEF 695D

	CE	BW	WW	YW	ADG	MCE	MILK	MWW	STAY	DOC	YG	MARB	BF	REA	API	TI
EPDs	17	-3.2	93	153	0.37	10	25	71	18	10	-0.15	0.72	-0.022	0.74	178	105
Rank	15	10	10	10	10	10	45	20	20			15		45	4	3

DAM INFO Age 5 Weight 1395 Calving Interval 367 BWR 96 WWR 106 YWR 103

**⚡GGP**

- A very complete bull physically and on paper
- Free moving and fault free in his make up
- Very sound, soft made and lots of body
- Balanced EPDs to keep you out of the ditch in every direction



**2 142N** BB-PP 5/8 SM 1/4 AN 1/8 AR DOB: 3/9/2025 ASA# 4501479

BW	10/6 Wt.	Adj. 205	WW Ratio	Frame	CE Rating
83	810	831	116	6.4	**

BAR CK PENDLETON 7028  
**GW HIGH BALL 102H**  
 GW MISS GPRD 341Z

GW SPARKY 369E  
**GW MISS SPARKY 241K**  
 GW MISS ADVANTAGE 753H

	CE	BW	WW	YW	ADG	MCE	MILK	MWW	STAY	DOC	YG	MARB	BF	REA	API	TI
EPDs	13	-1.5	97	154	0.36	8	24	72	17	15	-0.10	0.82	-0.013	0.82	172	106
Rank	45	30	10	10	10	30		15	35	20		10		30	10	2

DAM INFO Age 3 Weight 1380 Calving Interval 387 BWR 106 WWR 107 YWR 108

**⚡GGP**

- Big, stout and dense
- Prototype Highball son with power
- Loads of individual performance



**3 965N** BB-PP 5/8 SM 3/8 AN DOB: 3/2/2025 ASA# 4502099

BW	10/6 Wt.	Adj. 205	WW Ratio	Frame	CE Rating
72	850	769	110	5.6	****

BAR CK PENDLETON 7028  
**GW HIGH BALL 102H**  
 GW MISS GPRD 341Z

GW BREAKTHRU 045C  
**GW MISS BREAKTHRU 232G**  
 GW MISS HIGH BET 432B

	CE	BW	WW	YW	ADG	MCE	MILK	MWW	STAY	DOC	YG	MARB	BF	REA	API	TI
EPDs	20	-5.4	74	115	0.26	10	25	62	20	11	-0.06	1.05	-0.001	0.45	199	103
Rank	3	2				15	45		10			2		1	4	

DAM INFO Age 6 Weight 1465 Calving Interval 366 BWR 96 WWR 104 YWR 101

**⚡GGP**

- Very smooth from his neck to his tail
- Surefire cow maker, and safe for heifers
- Will add spring of rib, muscle expression, and length





Lot 4



Lot 5



Lot 6

**4 598N** BB-PP 5/8 SM 3/8 AN DOB: 2/16/2025 ASA# 4501739

BW	10/6 Wt.	Adj. 205	WW Ratio	Frame	CE Rating
86	825	725	104	6.1	**

SOUTHERN FORTUNE TELLER  
GW MEDICINE MAN 200K  
GW MISS PENDLETON 013H

TJ MARLBORO MAN 360A  
GW MISS MARL MAN 984G  
GW MISS MONEYMAKER 565A

CE	BW	WW	YW	ADG	MCE	MILK	MWW	STAY	DOC	YG	MARB	BF	REA	API	TI
13	-1.8	89	146	0.36	8	28	73	19	15	-0.14	0.80	-0.037	0.97	175	102
Rank	40	25	20	15	10	30	15	15	15	20	10	50	15	5	4

DAM INFO Age 6 Weight 1780 Calving Interval 365 BWR 104 WWR 106 YWR 105

**GGP**

- Lot 4 will be the first Medicine Man bull to sell at Gateway. There will be many more Medicine Man sons sell at Gateway as he has exceeded expectation and may be a breed changer.
- Balanced data, balanced composition, with more frame
- Great prospect



**5 554N** BB-PP 5/8 SM 3/8 AN DOB: 2/13/2025 ASA# 4501698

BW	10/6 Wt.	Adj. 205	WW Ratio	Frame	CE Rating
72	825	772	110	5.5	***

SOUTHERN FORTUNE TELLER  
GW MEDICINE MAN 200K  
GW MISS PENDLETON 013H

GW JAILBREAK 555J  
GW MISS JAILBREAK 763L  
GW MISS BLUE MOON 261Y

CE	BW	WW	YW	ADG	MCE	MILK	MWW	STAY	DOC	YG	MARB	BF	REA	API	TI
16	-3.1	85	139	0.34	9	31	73	17	20	-0.03	0.77	-0.028	0.57	174	101
Rank	20	10	30	20	15	20	10	15	30	2	10	10	10	5	

DAM INFO Age 2 Weight 1060 Calving Interval BWR 97 WWR 110 YWR 108

**GGP**

- Wonderful bull out of a Jailbreak 2-year-old.
- The Jailbreak daughters are making very gentle productive cows
- He combines 2 of the 3 lines excluding High Ball that will be very impactful in Gateway's future



**6 074N** BB-PP 5/8 SM 1/4 AN 1/8 AR DOB: 3/6/2025 ASA# 4501410

BW	10/6 Wt.	Adj. 205	WW Ratio	Frame	CE Rating
73	690	650	98	5.1	***

GW HIGH BALL 102H  
GW CANNON BALL 518L  
GW MISS 231A 392J

GW DEADWOOD 079G  
GW MISS DEADWOOD 310J  
GW MISS MARL MAN 017G

CE	BW	WW	YW	ADG	MCE	MILK	MWW	STAY	DOC	YG	MARB	BF	REA	API	TI
15	-1.8	82	139	0.35	8	23	64	20	13	0.02	1.01	0.020	0.46	189	103
Rank	25	25	35	20	15	35	50	10	50	2	99	2	2	4	

DAM INFO Age 4 Weight 1220 Calving Interval 377 BWR 100 WWR 103 YWR 102

**GGP**

- If you want more growth with less frame this is your bull
- Flawless in terms of structure with lots of style
- Covers all the bases genetically for herd and maternal improvement
- From the same cow family as our next great, owned herd bull, GW Contraband





Lot 7



Lot 8



Lot 9

**7 661N** BB-PP 5/8 SM 3/8 AN DOB: 2/19/2025 ASA# 4501801

BW	10/6 Wt.	Adj. 205	WW Ratio	Frame	CE Rating
79	765	702	101	5.1	***

CCR BONAFIDE 5116F  
CCR PRIMAL 8036K  
CCR MS COMMAND 8036F

BAR CK PENDLETON 7028  
GW MISS PENDLETON 013H  
GW MISS JACKPOT 800F

	CE	BW	WW	YW	ADG	MCE	MILK	MWW	STAY	DOC	YG	MARB	BF	REA	API	TI
EPDs	15	-2.4	85	128	0.27	9	32	75	20	18	0.02	0.71	-0.011	0.22	169	97
Rank	25	20	30	40		25	4	10	10	4		15		99	10	10

DAM INFO Age 5 Weight 1430 Calving Interval 372 BWR 91 WWR 102 YWR 102

**♂GPP**

- Extreme length comes to mind when you look at Lot 7
- Maternal brother to GW Medicine Man
- Great figures



**8 605N** HB-PP 5/8 SM 3/8 AN DOB: 2/16/2025 ASA# 4501746

BW	10/6 Wt.	Adj. 205	WW Ratio	Frame	CE Rating
73	750	725	103	5.3	**

CCR BONAFIDE 5116F  
CCR PRIMAL 8036K  
CCR MS COMMAND 8036F

GW JAILBREAK 555J  
GW MISS JAILBREAK 372L  
GW MISS PENDLETON 405J

	CE	BW	WW	YW	ADG	MCE	MILK	MWW	STAY	DOC	YG	MARB	BF	REA	API	TI
EPDs	13	-0.8	89	137	0.30	9	33	78	21	19	-0.13	0.70	-0.030	0.68	171	99
Rank	35	40	20	25	35	20	2	4	4	2		15		10	10	10

DAM INFO Age 2 Weight 1135 Calving Interval BWR 99 WWR 103 YWR 111

**♂GPP**

- Soft made and deep bodied
- Very long stride and moves perfectly
- Docile and masculine
- You will be impressed with soundness, length and quality of these Primal sons



**9 911N** BB-PP 5/8 SM 3/8 AN DOB: 2/28/2025 ASA# 4502046

BW	10/6 Wt.	Adj. 205	WW Ratio	Frame	CE Rating
78	750	710	107	5.3	***

CCR BONAFIDE 5116F  
CCR PRIMAL 8036K  
CCR MS COMMAND 8036F

TFS DUE NORTH 2659Z  
GW MISS DUE NORTH 505H  
GW MISS GPRD 507B

	CE	BW	WW	YW	ADG	MCE	MILK	MWW	STAY	DOC	YG	MARB	BF	REA	API	TI
EPDs	15	-2.5	80	116	0.22	8	33	73	21	18	-0.02	0.71	0.017	0.52	171	95
Rank	25	15	45			30	3	15	4	3		15		10	15	15

DAM INFO Age 5 Weight 1320 Calving Interval 368 BWR 103 WWR 106 YWR 103

**♂GPP**

- Physically, he doesn't leave you wanting more
- Extremely maternal, and moderate in his makeup





Lot 10

**10 860N** BB-PP 3/4 SM 7/32 AN 1/32 AR DOB: 2/27/2025 ASA# 4501997

BW	10/6 Wt.	Adj. 205	WW Ratio	Frame	CE Rating
72	825			5.5	***

HOOK'S EAGLE 6E  
IR/JLN BOOMER J425  
KBHR IR/JLN ASTORIA G119

GW BREAKTHRU 045C  
GW MISS BREAKTHRU 435G  
GW MISS DUE NORTH 834C

	CE	BW	WW	YW	ADG	MCE	MILK	MWW	STAY	DOC	YG	MARB	BF	REA	API	TI
EPDs	15	-3.8	75	126	0.32	9	23	60	19	15	-0.30	0.66	-0.029	0.81	169	93
Rank	20	10		45	25	30			15	30	20	20		30	10	20

DAM INFO Age 6 Weight 1635 Calving Interval 367 BWR 99 WWR 94 YWR 99

**GGP**

- Puppy dog disposition
- Massive in terms of dimension
- Lots of power everywhere in an ACE Right Choice profile



Lot 11



Lot 12

**11 010N** BB-PP 3/4 SM 5/32 AR 3/32 AN DOB: 3/4/2025 ASA# 4501347

BW	10/6 Wt.	Adj. 205	WW Ratio	Frame	CE Rating
77	785	741	111	5.8	***

HOOK'S EAGLE 6E  
IR/JLN BOOMER J425  
KBHR IR/JLN ASTORIA G119

GW QUANTUM LEAP 117B  
GW MISS QUANTUM LEAP 999G  
GW MISS ADVANTAGE 006E

	CE	BW	WW	YW	ADG	MCE	MILK	MWW	STAY	DOC	YG	MARB	BF	REA	API	TI
EPDs	20	-4.2	74	117	0.27	10	30	67	22	11	-0.29	0.78	-0.039	0.74	186	97
Rank	3	5				10	10	30	3		25	10	50	45	2	10

DAM INFO Age 6 Weight 1340 Calving Interval 370 BWR 99 WWR 105 YWR 103

**GGP**

- One of our favorites all year
- Flawlessly made, clean lines, great cow family
- Maternal in every sense of the word



**12 713N** BB-PP PB SM DOB: 2/21/2025 ASA# 4501852

BW	10/6 Wt.	Adj. 205	WW Ratio	Frame	CE Rating
83	785	711	107	5.7	***

HOOK'S EAGLE 6E  
IR/JLN BOOMER J425  
KBHR IR/JLN ASTORIA G119

GW END ZONE 135B  
GW MISS END ZONE 633D  
GW MISS PARAMOUNT 551B

	CE	BW	WW	YW	ADG	MCE	MILK	MWW	STAY	DOC	YG	MARB	BF	REA	API	TI
EPDs	15	-3.2	70	113	0.27	6	29	64	18	14	-0.41	0.40	-0.048	1.20	161	88
Rank	10	3				40	15	45	30	30	30	20		10	15	30

DAM INFO Age 9 Weight 1165 Calving Interval 366 BWR 98 WWR 103 YWR 100

**GGP**

- A heavy muscled, masculine PB bull
- Made to cover ground
- His dam never misses
- Outcross to much of our breeding





Lot 13



Lot 14



Lot 15

**13 755N** BB-PP PB SM DOB: 2/22/2025 ASA# 4501894

BW	10/6 Wt.	Adj. 205	WW Ratio	Frame	CE Rating
88	795	757	109	5.7	**

FIVE STAR JACKSON J10  
 KBHR BAD HABIT L135  
 KBHR J284 MS RED OCTOBER

GW BREAKTHRU 045C  
 GW MISS BREAKTHRU 494J  
 GW MISS MONTANA 951F

	CE	BW	WW	YW	ADG	MCE	MILK	MWW	STAY	DOC	YG	MARB	BF	REA	API	TI
EPDs	11	-0.9	85	135	0.31	8	29	72	16	11	-0.27	0.75	-0.050	0.93	173	103
Rank	40	20	30	25	20	20	15	15	50			2		40	10	4

DAM INFO Age 4 Weight 1495 Calving Interval 372 BWR 111 WWR 107 YWR 107

**⚡GGP**

- Unique purebred in terms of pedigree and phenotype
- As much engine as you can put in one, in a purebred package



**15 955N** BB-PP PB SM DOB: 3/1/2025 ASA# 4502089

BW	10/6 Wt.	Adj. 205	WW Ratio	Frame	CE Rating
70	740	762	107	5.0	***

GIBBS 9114G ESSENTIAL  
 KBHR CLIMAX L054  
 KBHR DEBUTANTE H113

TJ GOLD 274G  
 GW MISS GOLD 468J  
 GW MISS PREDESTINED 150B

GW SPARKY 369E  
 GW MISS SPARKY 509K  
 GW MISS SUBSTANCE 647C

	CE	BW	WW	YW	ADG	MCE	MILK	MWW	STAY	DOC	YG	MARB	BF	REA	API	TI
EPDs	22	-4.0	78	117	0.25	10	27	66	19	16	-0.13	0.78	-0.004	0.55	196	103
Rank	1	2			50	3	25	40	15	10	99	2	99	99	1	4

DAM INFO Age 3 Weight 1215 Calving Interval 380 BWR 94 WWR 104 YWR 100

**⚡GGP**

- A perfect PB bull for English or Continental based heifers
- No holes genetically
- Moderate, fully bodied, quiet



**14 852N** BB-PP PB SM DOB: 2/26/2025 ASA# 4501989

BW	10/6 Wt.	Adj. 205	WW Ratio	Frame	CE Rating
81	730	709	107	5.7	**

GIBBS 9114G ESSENTIAL  
 KBHR CLIMAX L054  
 KBHR DEBUTANTE H113

TJ GOLD 274G  
 GW MISS GOLD 468J  
 GW MISS PREDESTINED 150B

	CE	BW	WW	YW	ADG	MCE	MILK	MWW	STAY	DOC	YG	MARB	BF	REA	API	TI
EPDs	11	-2.5	89	140	0.32	7	28	72	19	12	-0.23	0.61	-0.043	0.76	177	103
Rank	35	5	20	15	15	25	20	15	15	45		10		4	3	

DAM INFO Age 4 Weight 1310 Calving Interval 373 BWR 90 WWR 108 YWR 102

**⚡GGP**

- Functional and practical come to mind with this bull
- Lots of muscle expression that all purebreds should have





Lot 16

**16 659N** BB-PP 1/2 SM 3/8 AN 1/8 AR DOB: 2/18/2025 ASA# 4501799

BW	10/6 Wt.	Adj. 205	WW Ratio	Frame	CE Rating
84	800	772	108	5.9	**

LEACHMAN PROPHET J030Z  
SOUTHERN FORTUNE TELLER  
GW MISS PREM BEEF 246Z

GIBBS 7019E BRONCO  
GW MISS BRONCO 428K  
GW MISS DIRECT DRIVE 048F

CE	BW	WW	YW	ADG	MCE	MILK	MWW	STAY	DOC	YG	MARB	BF	REA	API	TI
12	-1.5	78	129	0.32	7	30	69	18	15	-0.16	0.80	-0.029	0.96	167	96
Rank	45	30	50	35	25	10	25	25	20		10		15	10	15

DAM INFO Age 3 Weight 1340 Calving Interval 375 BWR 102 WWR 108 YWR 106

⚡GGP

- A physically dominating Fortune Teller
- Moves like a cat while packing a punch
- One of the easiest to like because he is fault free



Lot 17



Lot 18

**17 564N** BB-PP 5/8 SM 3/8 AN DOB: 2/13/2025 ASA# 4501708

BW	10/6 Wt.	Adj. 205	WW Ratio	Frame	CE Rating
73	730	702	100	5.0	***

TJ NIGHT OWL 561H  
WSR WALK ON 49L  
WSR MISS ECLIPSE 42J

GW SPARKY 369E  
GW MISS SPARKY 676L  
GW MISS PENDLETON 696H

CE	BW	WW	YW	ADG	MCE	MILK	MWW	STAY	DOC	YG	MARB	BF	REA	API	TI
15	-1.1	86	145	0.36	9	29	72	20	19	-0.09	0.58	-0.029	0.60	165	95
Rank	25	35	25	15	10	25	15	15	10	2	25		10	10	15

DAM INFO Age 2 Weight 1480 Calving Interval BWR 99 WWR 100 YWR 103

⚡GGP

- A softer made, complete Walk On
- Quiet, with excellent growth
- No holes in his genetic make up



**18 725N** BB-PP 5/8 SM 3/8 AN DOB: 2/21/2025 ASA# 4501864

BW	10/6 Wt.	Adj. 205	WW Ratio	Frame	CE Rating
72	780	723	104	5.4	****

TJ NIGHT OWL 561H  
WSR WALK ON 49L  
WSR MISS ECLIPSE 42J

SOUTHERN FORTUNE TELLER  
GW MISS FORTUNE TELLER 715H  
GW MISS GOLD DIGGER 788C

CE	BW	WW	YW	ADG	MCE	MILK	MWW	STAY	DOC	YG	MARB	BF	REA	API	TI
18	-5.1	76	126	0.31	9	32	70	24	13	-0.06	0.59	-0.005	0.33	181	93
Rank	10	2	40	30	25	4	20	1	50		25		3	20	

DAM INFO Age 5 Weight 1610 Calving Interval 371 BWR 93 WWR 103 YWR 101

⚡GGP

- A high-quality heifer bull with different genetics
- Look at his STAY eps
- Big time maternal projections





Lot 19

**19 124N** HB-PP 5/8 SM 1/4 AR 1/8 AN DOB: 3/8/2025 ASA# 4501461

BW	10/6 Wt.	Adj. 205	WW Ratio	Frame	CE Rating
91	825	825	116	6.1	* *

VGW DIRECT DRIVE 512  
**GW DEADWOOD 079G**  
 GW MISS END ZONE 708D

GW TRIPLE CROWN 018C  
**GW MISS TRIPLE CROWN 342K**  
 GW MISS PENDLETON 110H

	CE	BW	WW	YW	ADG	MCE	MILK	MWW	STAY	DOC	YG	MARB	BF	REA	API	TI
EPDs	11	-0.5	91	153	0.39	8	27	72	19	19	-0.25	0.95	-0.078	0.72	181	106
Rank	45	15	10	4	40	25	15	15	2	35	3	10	45	3	2	

DAM INFO Age 3 Weight 1385 Calving Interval 375 BWR 102 WWR 109 YWR 110

⚡GGP

- Thick and powerful Deadwood son
- Big time carcass potential
- Should make high producing cows with good udders



Lot 20



Lot 21

**20 088N** HB-PP 5/8 SM 3/8 AR DOB: 3/7/2025 ASA# 4501425

BW	10/6 Wt.	Adj. 205	WW Ratio	Frame	CE Rating
81	705	746	106	5.9	*

VGW DIRECT DRIVE 512  
**GW DEADWOOD 079G**  
 GW MISS END ZONE 708D

GW COPPERHEAD 919G  
**GW MISS COPPERHEAD 586L**  
 GW MISS COMMOTION 770D

	CE	BW	WW	YW	ADG	MCE	MILK	MWW	STAY	DOC	YG	MARB	BF	REA	API	TI
EPDs	9	0.7	93	160	0.42	7	24	71	14	17	-0.13	0.99	-0.063	0.50	170	106
Rank	10	4	2	50	20	10	3	15	10	2	10	2				

DAM INFO Age 2 Weight 1330 Calving Interval BWR 109 WWR 106 YWR 113

⚡GGP

- Just love this bull, red pedigreed outcross black bull
- Big middled and powerful
- Attractive from all angles



**21 643N** HB-PP 5/8 SM 1/4 AN 1/8 AR DOB: 2/17/2025 ASA# 4501783

BW	10/6 Wt.	Adj. 205	WW Ratio	Frame	CE Rating
86	860	760	109	6.1	*

GW TRIPLE CROWN 018C  
**GW THREE PEAT 331K**  
 GW MISS BREAKTHRU 099H

BAR CK PENDLETON 7028  
**GW MISS PENDLETON 275J**  
 GW MISS CONQUEST 538C

	CE	BW	WW	YW	ADG	MCE	MILK	MWW	STAY	DOC	YG	MARB	BF	REA	API	TI
EPDs	11	-2.7	88	142	0.34	7	25	69	16	17	-0.34	0.95	-0.100	0.82	176	106
Rank	15	20	20	15	40	25	45	10	15	3	2	30	5	2		

DAM INFO Age 4 Weight 1385 Calving Interval 360 BWR 95 WWR 101 YWR 109

⚡GGP

- A bigger, quiet, very sound bull
- Lots of length with plenty of body
- No holes in terms of genetic value





Lot 22

**22 507N** NDR-PP 5/8 SM 5/16 AN 1/16 AR DOB: 2/7/2025 ASA# 4501653

BW	10/6 Wt.	Adj. 205	WW Ratio	Frame	CE Rating
74	875	702	101	5.9	***

GW TRIPLE CROWN 018C  
GW THREE PEAT 331K  
GW MISS BREAKTHRU 099H

GW MOVIN ON 183C  
GW MISS MOVIN ON 008F  
GW MISS REDESTINED 588A

CE	BW	WW	YW	ADG	MCE	MILK	MWW	STAY	DOC	YG	MARB	BF	REA	API	TI
15	-1.3	92	155	0.40	8	21	67	15	17	-0.37	0.52	-0.087	1.16	158	97
Rank	20	30	15	5	3	30	35	50	10	10	35	3	3	20	10

DAM INFO Age 7 Weight 1650 Calving Interval 364 BWR 94 WWR 100 YWR 103

**⚡GGP**

- Power, width, depth, length, he has all 4
- Ideal angle from his hooks to his pins
- Great spread from birth to weaning



Lot 23



Lot 24

**23 278N** NDR-PP 3/4 SM 1/4 AR DOB: 3/21/2025 ASA# 4501610

BW	10/6 Wt.	Adj. 205	WW Ratio	Frame	CE Rating
85	745	811	116	6.4	*

FIVE STAR JACKSON J10  
KBHR BAD HABIT L135  
KBHR J284 MS RED OCTOBER

VGW DIRECT DRIVE 512  
GW MISS DIRECT DRIVE 028F  
GW MISS REDESTINED 578B

CE	BW	WW	YW	ADG	MCE	MILK	MWW	STAY	DOC	YG	MARB	BF	REA	API	TI
10	0.0	94	151	0.36	8	27	74	19	12	-0.16	0.68	-0.039	0.65	161	99
Rank	10	10	10	10	40	30	10	15			15	50		15	10

DAM INFO Age 7 Weight 1605 Calving Interval 372 BWR 93 WWR 102 YWR 101

**⚡GGP**

- Loads of power in this red bull
- More ruggedly made than the rest



**24 091N** NDR-PP 5/8 SM 1/4 AN 1/8 AR DOB: 3/7/2025 ASA# 4501428

BW	10/6 Wt.	Adj. 205	WW Ratio	Frame	CE Rating
83	730	754	106	5.4	***

GW TRIPLE CROWN 018C  
GW THREE PEAT 331K  
GW MISS BREAKTHRU 099H

GW DEADWOOD 079G  
GW MISS DEADWOOD 452K  
GW MISS DUE NORTH 837E

CE	BW	WW	YW	ADG	MCE	MILK	MWW	STAY	DOC	YG	MARB	BF	REA	API	TI
16	-3.2	73	113	0.25	8	24	60	17	19	-0.10	0.90	-0.013	0.46	175	96
Rank	15	10			30			30	2		4			5	15

DAM INFO Age 3 Weight 1245 Calving Interval 356 BWR 105 WWR 105 YWR 103

**⚡GGP**

- A very complete bull, a full brother to the Red Progression bull we sold last year
- Wonderful combination of moderation, eye appeal, calving ease and carcass value





Lot 25

**25 685N** BB-PP 5/8 SM 3/8 AN DOB: 2/20/2025 ASA# 4501824

BW	10/6 Wt.	Adj. 205	WW Ratio	Frame	CE Rating
83	800	731	105	5.4	* *

BAR CK PENDLETON 7028  
GW HIGH BALL 102H  
GW MISS GPRD 341Z

GIBBS 7019E BRONCO  
GW MISS BRONCO 149H  
GW MISS PREDESTINED 200X

	CE	BW	WW	YW	ADG	MCE	MILK	MWW	STAY	DOC	YG	MARB	BF	REA	API	TI
EPDs	13	-1.8	82	135	0.33	8	24	64	22	13	-0.13	0.81	0.000	0.76	178	98
Rank	40	25	40	25	20	30		45	3	45		10		40	4	10

DAM INFO Age 5 Weight 1315 Calving Interval 367 BWR 98 WWR 100 YWR 97

♂GGP

- Early maturing and masculine
- Very sturdy structurally, with no holes in his genetics, high STAY



Lot 26



Lot 27

**26 133N** BB-PP 5/8 SM 11/32 AN 1/32 AR DOB: 3/9/2025 ASA# 4501470

BW	10/6 Wt.	Adj. 205	WW Ratio	Frame	CE Rating
89	755	743	104	5.9	*

BAR CK PENDLETON 7028  
GW HIGH BALL 102H  
GW MISS GPRD 341Z

GW BREAKTHRU 045C  
GW MISS BREAKTHRU 378K  
GW MISS SPARKY 591H

	CE	BW	WW	YW	ADG	MCE	MILK	MWW	STAY	DOC	YG	MARB	BF	REA	API	TI
EPDs	9	-1.5	82	129	0.30	6	23	63	18	10	-0.21	0.98	-0.047	0.89	174	101
Rank	30	40	35	35		50	20		45	3	35	20	5	10		

DAM INFO Age 3 Weight 1375 Calving Interval 382 BWR 110 WWR 113 YWR 113

♂GGP

- A full brother to last year's high selling bull, GW High Ground
- Exceptional length, thickness, and muscle expression



**27 550N** BB-PP 5/8 SM 11/32 AN 1/32 AR DOB: 2/12/2025 ASA# 4501694

BW	10/6 Wt.	Adj. 205	WW Ratio	Frame	CE Rating
92	850	835	118	5.3	*

BAR CK PENDLETON 7028  
GW HIGH BALL 102H  
GW MISS GPRD 341Z

GW JAILBREAK 555J  
GW MISS JAILBREAK 621L  
GW MISS PREDESTINED 117Y

	CE	BW	WW	YW	ADG	MCE	MILK	MWW	STAY	DOC	YG	MARB	BF	REA	API	TI
EPDs	6	-0.2	100	154	0.34	7	27	77	15	13	-0.15	0.90	-0.034	1.01	163	108
Rank	50	3	10	15		30	5		45		4	50	10	15	2	

DAM INFO Age 2 Weight 1070 Calving Interval BWR 123 WWR 118 YWR 116

♂GGP

- This bull is just a load, anyway you look at him.
- One of those bulls that will make happy at weaning time. Just dense!!





Lot 28

**28 332N** BB-PP 5/8 SM 3/8 AN DOB: 3/28/2025 ASA# 4502149

BW	10/6 Wt.	Adj. 205	WW Ratio	Frame	CE Rating
87	730	798	115	5.8	*

BAR CK PENDLETON 7028  
GW HIGH BALL 102H  
GW MISS GPRD 341Z

GW BREAKTHRU 045C  
GW MISS BREAKTHRU 103J  
GW MISS BEACON 816E

CE	BW	WW	YW	ADG	MCE	MILK	MWW	STAY	DOC	YG	MARB	BF	REA	API	TI
9	-0.3	89	146	0.36	6	23	67	19	10	-0.16	0.97	-0.025	0.82	177	104
Rank	50	20	15	10			35	15			3		30	4	3

DAM INFO Age 4 Weight 1555 Calving Interval 388 BWR 104 WWR 108 YWR 102

✂GGP

- Very similar to lot 26.
- Bulls that look like lot 27 is what makes GW High Ball a truly unique sire



GW High Ball - Sire of Lots 25-30.



Lot 30

**29 989N** BB-PP 5/8 SM 3/8 AN DOB: 3/3/2025 ASA# 4502123

BW	10/6 Wt.	Adj. 205	WW Ratio	Frame	CE Rating
83	780	738	106	5.8	***

BAR CK PENDLETON 7028  
GW HIGH BALL 102H  
GW MISS GPRD 341Z

GIBBS 7019E BRONCO  
GW MISS BRONCO 205H  
GW MISS MOVIN ON 944E

CE	BW	WW	YW	ADG	MCE	MILK	MWW	STAY	DOC	YG	MARB	BF	REA	API	TI
17	-2.8	83	130	0.30	10	23	64	16	10	-0.04	0.70	-0.006	0.58	166	96
Rank	15	15	35	35	10		50	40			15		10	10	15

DAM INFO Age 5 Weight 1490 Calving Interval 369 BWR 98 WWR 102 YWR 101

✂GGP

- Balance, eye appeal, and fault free best describes lot 29



**30 627N** BB-PP 5/8 SM 3/8 AN DOB: 2/17/2025 ASA# 4501767

BW	10/6 Wt.	Adj. 205	WW Ratio	Frame	CE Rating
78	780	670	101	5.4	***

SOUTHERN FORTUNE TELLER  
GW MEDICINE MAN 200K  
GW MISS PENDLETON 013H

TJ MARLBORO MAN 360A  
GW MISS MARL MAN 922G  
GW MISS GOLDN EAGLE 857E

CE	BW	WW	YW	ADG	MCE	MILK	MWW	STAY	DOC	YG	MARB	BF	REA	API	TI
15	-2.9	85	145	0.38	9	28	71	19	16	-0.18	0.53	-0.042	1.01	165	95
Rank	20	15	30	15	5	20	20	20	15	15		35	35	10	15

DAM INFO Age 6 Weight 1585 Calving Interval 367 BWR 92 WWR 101 YWR 104

✂GGP

- A good-looking Medicine man out of a very productive cow.





Lot 31

**31 590N** BB-PP 5/8 SM 5/16 AN 1/16 AR DOB: 2/15/2025 ASA# 4501730

BW	10/6 Wt.	Adj. 205	WW Ratio	Frame	CE Rating
72	750	728	103	5.6	***

HOOK'S EAGLE 6E  
JC MR TALON 403G  
JC MS FORCE 403B

GW HIGH BALL 102H  
GW MISS HIGH BALL 326L  
GW MISS DEADWOOD 310J

	CE	BW	WW	YW	ADG	MCE	MILK	MWW	STAY	DOC	YG	MARB	BF	REA	API	TI
EPDs	17	-3.4	78	125	0.29	11	22	61	21	15	-0.07	0.67	0.001	0.63	174	94
Rank	15	10	50	45	40	5			4	30		20			5	20

DAM INFO Age 2 Weight 1115 Calving Interval BWR 97 WWR 103 YWR 98

GGP

- 590N is a fantastic heifer bull prospect that offers much more
- The soundness and capacity along the style make these Talon's standout



Lot 32



Lot 33

**32 510N** HB-PP 5/8 SM 3/8 AN DOB: 2/7/2025 ASA# 4501656

BW	10/6 Wt.	Adj. 205	WW Ratio	Frame	CE Rating
77	770	743	106	5.0	**

HOOK'S EAGLE 6E  
JC MR TALON 403G  
JC MS FORCE 403B

GW JAILBREAK 555J  
GW MISS JAILBREAK 674L  
GW MISS CARRY ON 527B

	CE	BW	WW	YW	ADG	MCE	MILK	MWW	STAY	DOC	YG	MARB	BF	REA	API	TI
EPDs	18	-2.6	84	137	0.33	10	28	70	19	18	-0.13	0.59	-0.013	0.64	170	96
Rank	10	15	30	25	20	10	20	20	10	4		25			10	15

DAM INFO Age 2 Weight 1170 Calving Interval BWR 104 WWR 106 YWR 101

GGP DDC

- A long, big spread, Talon son.



**33 504N** BB-PP 5/8 SM 3/8 AN DOB: 2/6/2025 ASA# 4501650

BW	10/6 Wt.	Adj. 205	WW Ratio	Frame	CE Rating
78	815	776	111	5.4	***

HOOK'S EAGLE 6E  
JC MR TALON 403G  
JC MS FORCE 403B

GW JAILBREAK 555J  
GW MISS JAILBREAK 740L  
GW MISS PREM BEEF 238Z

	CE	BW	WW	YW	ADG	MCE	MILK	MWW	STAY	DOC	YG	MARB	BF	REA	API	TI
EPDs	15	-2.3	91	140	0.30	9	30	76	20	20	-0.13	0.56	0.001	0.97	166	98
Rank	25	20	15	20	35	20	10	10	10	1		30		15	10	10

DAM INFO Age 2 Weight 1479 Calving Interval BWR 105 WWR 111 YWR 117

GGP DDC

- Talon bred to Jailbreak daughters seems to have been very complementary
- His dam was a 2 yr old that was unique because she was always fleshy, very tight udder, and raised a big high indexing calf.





Lot 34



Lot 35



Lot 36

**34 518N** BB-PP 5/8 SM 3/8 AN DOB: 2/9/2025 ASA# 4501664

BW	10/6 Wt.	Adj. 205	WW Ratio	Frame	CE Rating
66	735	704	100	5.0	***

SOUTHERN FORTUNE TELLER  
GW MEDICINE MAN 200K  
GW MISS PENDLETON 013H

GW HIGH BALL 102H  
GW MISS HIGH BALL 644L  
GW MISS MOVIN ON 437H

CE	BW	WW	YW	ADG	MCE	MILK	MWW	STAY	DOC	YG	MARB	BF	REA	API	TI
19	-5.0	80	123	0.27	10	26	65	19	18	-0.13	0.67	-0.034	0.74	176	97
Rank	5	3	45	50	10	35	40	15	4		20	50	45	5	10

DAM INFO Age 2 Weight 1165 Calving Interval BWR 90 WWR 100 YWR 98

**⚡GGP**

- Lots 34 and 35 could be identical twins they are so similar.
- They are made in the mold of GW Sparky which is a complement because of the shape, soundness, and disposition that provided us functional, moderate, productive cattle will the shape we really like.



**35 562N** BB-PP 5/8 SM 11/32 AN 1/32 AR DOB: 2/13/2025 ASA# 4501706

BW	10/6 Wt.	Adj. 205	WW Ratio	Frame	CE Rating
71	705	677	96	4.5	***

SOUTHERN FORTUNE TELLER  
GW MEDICINE MAN 200K  
GW MISS PENDLETON 013H

GW HIGH BALL 102H  
GW MISS HIGH BALL 777L  
GW MISS MOVIN ON 189H

CE	BW	WW	YW	ADG	MCE	MILK	MWW	STAY	DOC	YG	MARB	BF	REA	API	TI
18	-4.1	78	130	0.32	9	23	62	17	14	-0.19	0.63	-0.038	0.65	168	95
Rank	10	5	50	35	25	20		30	35	50	20	50	10	15	

DAM INFO Age 2 Weight 1285 Calving Interval BWR 96 WWR 96 YWR 100

**⚡GGP**



**36 924N** BB-PP 5/8 SM 3/8 AN DOB: 3/1/2025 ASA# 4502058

BW	10/6 Wt.	Adj. 205	WW Ratio	Frame	CE Rating
78	765	690	99	5.5	**

SOUTHERN FORTUNE TELLER  
GW MEDICINE MAN 200K  
GW MISS PENDLETON 013H

GW SPARKY 369E  
GW MISS SPARKY 138G  
GW MISS GPRD 232W

CE	BW	WW	YW	ADG	MCE	MILK	MWW	STAY	DOC	YG	MARB	BF	REA	API	TI
13	-3.7	86	147	0.38	8	27	69	15	19	-0.19	0.52	-0.063	0.79	156	96
Rank	40	10	25	15	5	35	30	25	50	2	50	35	15	35	20

DAM INFO Age 6 Weight 1590 Calving Interval 368 BWR 95 WWR 96 YWR 95

**⚡GGP**

- 924N is absolutely striking from a "type" standpoint
- Very long, up headed, and soft and free moving as you can make one





Lot 38



Lot 39



Lot 40

**37 944N** BB-PP 5/8 SM 3/8 AN DOB: 3/1/2025 ASA# 4502078

BW	10/6 Wt.	Adj. 205	WW Ratio	Frame	CE Rating
74	725	723	104	5.8	*** *

BAR CK PENDLETON 7028 GW HIGH BALL 102H  
 GW MISS GPRD 341Z GW BREAKTHRU 045C  
 GW MISS BREAKTHRU 579J  
 GW MISS BEACON 997F

CE	BW	WW	YW	ADG	MCE	MILK	MWW	STAY	DOC	YG	MARB	BF	REA	API	TI
18	-3.0	83	122	0.24	10	20	62	21	17	-0.10	0.86	-0.009	0.60	186	100
Rank	10	15	35	50	10			4	10		5			2	10

DAM INFO Age 4 Weight 1405 Calving Interval 372 BWR 103 WWR 101 YWR 106

⚡GGP

- Lots 37 and 38 are a pair of high value heifer prospects that will move your cowherd forward in many ways. Heifer bulls, with high maternal values along with front end terminal values as well.



**38 837N** BB-PP 5/8 SM 3/8 AN DOB: 2/26/2025 ASA# 4501974

BW	10/6 Wt.	Adj. 205	WW Ratio	Frame	CE Rating
74	740	662	100	5.5	*** *

BAR CK PENDLETON 7028 GW HIGH BALL 102H  
 GW MISS GPRD 341Z GW TRIPLE CROWN 018C  
 GW MISS TRIPLE CROWN 836F  
 GW MISS HIGH BET 337A

CE	BW	WW	YW	ADG	MCE	MILK	MWW	STAY	DOC	YG	MARB	BF	REA	API	TI
19	-4.7	79	125	0.29	10	20	59	23	14	-0.10	0.81	-0.017	0.53	191	99
Rank	5	3	50	45	40	15		1	35		10			1	10

DAM INFO Age 7 Weight 1295 Calving Interval 366 BWR 96 WWR 101 YWR 105

⚡GGP



**39 531N** BB-PP 5/8 SM 3/8 AN DOB: 2/11/2025 ASA# 4501677

BW	10/6 Wt.	Adj. 205	WW Ratio	Frame	CE Rating
74	725	709	100	5.5	**

BAR CK PENDLETON 7028 GW HIGH BALL 102H  
 GW MISS GPRD 341Z SOUTHERN FORTUNE TELLER  
 GW MISS FORTUNE TELLER 441L  
 GW MISS BRONCO 176H

CE	BW	WW	YW	ADG	MCE	MILK	MWW	STAY	DOC	YG	MARB	BF	REA	API	TI
12	-3.7	85	138	0.33	8	22	64	15	11	-0.15	0.79	-0.035	0.81	166	101
Rank	45	10	30	25	20	35		45			10	50	30	10	10

DAM INFO Age 2 Weight 1175 Calving Interval BWR 100 WWR 100 YWR 103

⚡GGP



**40 672N** HB-PP 5/8 SM 3/8 AN DOB: 2/19/2025 ASA# 4501812

BW	10/6 Wt.	Adj. 205	WW Ratio	Frame	CE Rating
73	745	772	109	5.6	**

CCR BONAFIDE 5116F GW HIGH BALL 102H  
 CCR PRIMAL 8036K GW MISS HIGH BALL 013L  
 CCR MS COMMAND 8036F GW MISS PREM BEEF 313A

CE	BW	WW	YW	ADG	MCE	MILK	MWW	STAY	DOC	YG	MARB	BF	REA	API	TI
13	-1.3	88	127	0.24	10	30	74	17	18	-0.08	0.70	0.004	0.83	159	97
Rank	40	30	20	40	15	10	10	35	4		15		30	20	10

DAM INFO Age 2 Weight 1330 Calving Interval BWR 99 WWR 109 YWR 105

⚡GGP



**41 917N** HB-PP 5/8 SM 5/16 AN 1/16 AR DOB: 3/1/2025 ASA# 4502052

BW	10/6 Wt.	Adj. 205	WW Ratio	Frame	CE Rating
80		742	107	6.0	**

GW TRIPLE CROWN 018C GW SPARKY 369E  
 GW THREE PEAT 331K GW MISS SPARKY 618J  
 GW MISS BREAKTHRU 099H GW MISS BREAKOUT 693B

CE	BW	WW	YW	ADG	MCE	MILK	MWW	STAY	DOC	YG	MARB	BF	REA	API	TI
13	-0.5	84	141	0.35	8	24	66	14	18	-0.32	0.70	-0.073	0.97	157	96
Rank	40	45	30	20	15	35	50	35	3	15	15	10	15	20	15

DAM INFO Age 4 Weight 1445 Calving Interval 373 BWR 98 WWR 105 YWR 107

⚡GGP



Lot 41

**42 617N** HB-PP 5/8 SM 9/32 AN 3/32 AR DOB: 2/16/2025 ASA# 4501757

BW	10/6 Wt.	Adj. 205	WW Ratio	Frame	CE Rating
70	800	648	93	5.1	***

GW TRIPLE CROWN 018C IR IMPERIAL D948  
 GW THREE PEAT 331K GW MISS IMPERIAL 202G  
 GW MISS BREAKTHRU 099H GW MISS PREDESTINED 109Y

CE	BW	WW	YW	ADG	MCE	MILK	MWW	STAY	DOC	YG	MARB	BF	REA	API	TI
16	-4.8	80	134	0.34	8	19	59	19	17	-0.26	0.92	-0.047	0.81	188	104
Rank	20	3	45	30	15	35		15	10	30	4	35	30	2	3

DAM INFO Age 6 Weight 1350 Calving Interval 366 BWR 89 WWR 94 YWR 98

⚡GGP



Lot 42

**43 195N** BB-PP 5/8 SM 5/16 AN 1/16 AR DOB: 3/13/2025 ASA# 4501529

BW	10/6 Wt.	Adj. 205	WW Ratio	Frame	CE Rating
86	775	789	113	6.0	*

GW SPARKY 369E GW BREAKTHRU 045C  
 GW GOOSE 708H GW MISS BREAKTHRU 480H  
 GW MISS QUANTUM LEAP 086F GW MISS HIGH BET 805C

CE	BW	WW	YW	ADG	MCE	MILK	MWW	STAY	DOC	YG	MARB	BF	REA	API	TI
10	0.4	90	148	0.36	7	31	76	13	18	-0.05	0.94	-0.014	0.50	163	103
Rank		15	15	10	50	10	10		4		3			15	4

DAM INFO Age 5 Weight 1590 Calving Interval 375 BWR 95 WWR 105 YWR 106

⚡GGP



Lot 43

**44 070N** BB-PP 5/8 SM 3/8 AN DOB: 3/6/2025 ASA# 4501406

BW	10/6 Wt.	Adj. 205	WW Ratio	Frame	CE Rating
86	735	683	104	5.1	*

BAR CK PENDLETON 7028 GW PREMIUM BEEF 021TS  
 GW HIGH BALL 102H GW MISS PREM BEEF 553B  
 GW MISS GPRD 341Z GW MISS GPRD 259X

CE	BW	WW	YW	ADG	MCE	MILK	MWW	STAY	DOC	YG	MARB	BF	REA	API	TI
9	-1.4	84	141	0.36	6	22	64	16	14	-0.17	0.96	-0.035	0.84	170	102
Rank		30	30	20	10		45	40	40		3	50	25	10	5

DAM INFO Age 11 Weight Calving Interval 365 BWR 96 WWR 105 YWR 103

⚡GGP



Lot 44

**45 958N** BB-PP 5/8 SM 3/8 AN DOB: 3/2/2025 ASA# 4502092

BW	10/6 Wt.	Adj. 205	WW Ratio	Frame	CE Rating
87	775	706	101	6.1	*

BAR CK PENDLETON 7028  
GW HIGH BALL 102H  
GW MISS GPRD 341Z

MCDF DUAL COMBO 262Z  
GW MISS DUAL COMBO 634D  
GW MISS MOON 945W

CE	BW	WW	YW	ADG	MCE	MILK	MWW	STAY	DOC	YG	MARB	BF	REA	API	TI
10	-0.7	82	137	0.34	7	21	62	20	10	-0.18	1.05	-0.034	0.74	183	102
Rank	40	35	25	15	50			10			2	50	45	3	4

DAM INFO Age 9 Weight 1440 Calving Interval 368 BWR 103 WWR 104 YWR 105

⚡GGP



**46 040N** BB-PP 5/8 SM 3/8 AN DOB: 3/5/2025 ASA# 4501376

BW	10/6 Wt.	Adj. 205	WW Ratio	Frame	CE Rating
86	725	753	107	5.6	*

BAR CK PENDLETON 7028  
GW HIGH BALL 102H  
GW MISS GPRD 341Z

GW SPARKY 369E  
GW MISS SPARKY 959L  
GW MISS BALANCE 717E

CE	BW	WW	YW	ADG	MCE	MILK	MWW	STAY	DOC	YG	MARB	BF	REA	API	TI
8	-0.5	101	164	0.39	6	19	71	14	11	-0.09	0.85	-0.039	0.77	163	107
Rank	45	3	3	4			20				10	50	35	15	2

DAM INFO Age 2 Weight 1265 Calving Interval BWR 115 WWR 107 YWR 109

⚡GGP



Lot 47

**47 953N** BB-HP 5/8 SM 5/16 AN 1/16 AR DOB: 3/1/2025 ASA# 4502087

BW	10/6 Wt.	Adj. 205	WW Ratio	Frame	CE Rating
68	740	781	109	5.8	***

BAR CK PENDLETON 7028  
GW HIGH BALL 102H  
GW MISS GPRD 341Z

GW SPARKY 369E  
GW MISS SPARKY 796L  
GW MISS PREDOMINATE 564C

CE	BW	WW	YW	ADG	MCE	MILK	MWW	STAY	DOC	YG	MARB	BF	REA	API	TI
19	-4.4	75	112	0.23	11	24	61	17	14	-0.18	0.77	-0.035	0.50	173	96
Rank	5	4			3			35	40		10	50		10	15

DAM INFO Age 2 Weight 1095 Calving Interval BWR 90 WWR 109 YWR 102

⚡GGP



Lot 48

**48 044N** BB-PP PB SM DOB: 3/5/2025 ASA# 4501380

BW	10/6 Wt.	Adj. 205	WW Ratio	Frame	CE Rating
89	715	683	98	5.4	**

GIBBS 9114G ESSENTIAL  
JC MR MOST WANTED 682K  
JC AY MS FORCE 682D

TJ GOLD 274G  
GW MISS GOLD 547J  
GW MISS PD 770Y 690B

CE	BW	WW	YW	ADG	MCE	MILK	MWW	STAY	DOC	YG	MARB	BF	REA	API	TI
14	-1.8	75	116	0.26	9	22	59	26	15	-0.20	0.52	-0.019	0.68	181	91
Rank	15	10		45	10			1	15		10	99		3	25

DAM INFO Age 4 Weight 1285 Calving Interval 377 BWR 99 WWR 95 YWR 91

⚡GGP



**49 588N** BB-PP 5/8 SM 3/8 AN DOB: 2/15/2025 ASA# 4501729

BW	10/6 Wt.	Adj. 205	WW Ratio	Frame	CE Rating
72	730	683	97	5.3	**

GIBBS 9114G ESSENTIAL  
JC MR MOST WANTED 682K  
JC AY MS FORCE 682D

GW HIGH BALL 102H  
GW MISS HIGH BALL 418L  
GW MISS FORTUNE TELLER 532H

CE	BW	WW	YW	ADG	MCE	MILK	MWW	STAY	DOC	YG	MARB	BF	REA	API	TI
14	-2.0	85	139	0.34	9	23	65	20	19	-0.04	0.60	0.003	0.67	165	94
Rank	35	20	30	20	15	30		40	10	3	25			15	20

DAM INFO Age 2 Weight 1330 Calving Interval BWR 97 WWR 97 YWR 104

⚡GGP



**50 764N** BB-PP 5/8 SM 3/8 AN DOB: 2/22/2025 ASA# 4501903

BW	10/6 Wt.	Adj. 205	WW Ratio	Frame	CE Rating
65	720	673		5.4	***

GIBBS 9114G ESSENTIAL  
JC MR MOST WANTED 682K  
JC AY MS FORCE 682D

SOUTHERN FORTUNE TELLER  
GW MISS FORTUNE TELLER 532H  
GW MISS QUANTUM LP 778E

CE	BW	WW	YW	ADG	MCE	MILK	MWW	STAY	DOC	YG	MARB	BF	REA	API	TI
16	-3.3	77	128	0.32	8	26	64	20	16	-0.04	0.49	0.004	0.54	161	89
Rank	20	10	40	25	30	30	45	10	15		40			15	30

DAM INFO Age 5 Weight 1675 Calving Interval 368 BWR 107 WWR 104 YWR 102

⚡GGP



Lot 50

**51 752N** BB-PP PB SM DOB: 2/22/2025 ASA# 4501891

BW	10/6 Wt.	Adj. 205	WW Ratio	Frame	CE Rating
85	730	769	108	5.7	*

GIBBS 9114G ESSENTIAL  
KBHR CLIMAX L054  
KBHR DEBUTANTE H113

SOUTHERN FORTUNE TELLER  
RYMO SHEZA HIGH FORTUNE H08K  
RYMO SHEZA HIGH SET D08H

CE	BW	WW	YW	ADG	MCE	MILK	MWW	STAY	DOC	YG	MARB	BF	REA	API	TI
11	-0.6	97	153	0.35	7	28	76	16	15	-0.20	0.75	-0.033	0.88	178	109
Rank	40	20	10	5	10	30	25	10	45	20	2			4	1

DAM INFO Age 3 Weight 1395 Calving Interval 374 BWR 108 WWR 108 YWR 104

⚡GGP



Lot 51

**52 163N** BB-PP 5/8 SM 3/8 AN DOB: 3/11/2025 ASA# 4501499

BW	10/6 Wt.	Adj. 205	WW Ratio	Frame	CE Rating
71	715	736	103	5.9	***

TJ NIGHT OWL 561H  
WSR WALK ON 49L  
WSR MISS ECLIPSE 42J

BAR CK PENDLETON 7028  
GW MISS PENDLETON 647K  
GW MISS PD 770Y 480B

CE	BW	WW	YW	ADG	MCE	MILK	MWW	STAY	DOC	YG	MARB	BF	REA	API	TI
17	-1.7	84	131	0.30	8	29	71	24	17	-0.20	0.72	-0.049	0.59	182	97
Rank	15	25	30	35	40	15	20	1	10	50	15	35		3	10

DAM INFO Age 3 Weight 1420 Calving Interval 393 BWR 87 WWR 96 YWR 98

⚡GGP



Lot 52

**53 727N** BB-PP 5/8 SM 3/8 AN DOB: 2/21/2025 ASA# 4501866

BW	10/6 Wt.	Adj. 205	WW Ratio	Frame	CE Rating
76	715	628		4.7	****

LEACHMAN PROPHET J030Z  
SOUTHERN FORTUNE TELLER  
GW MISS PREM BEEF 246Z

TFS DUE NORTH 2659Z  
GW MISS DUE NORTH 414K  
GW MISS HIGH BET 494A

CE	BW	WW	YW	ADG	MCE	MILK	MWW	STAY	DOC	YG	MARB	BF	REA	API	TI
18	-5.0	65	105	0.24	7	25	58	17	15	-0.12	0.64	0.000	0.73	163	88
Rank	10	3			45	35		30	20		20		45	15	35

DAM INFO Age 3 Weight 1165 Calving Interval 366 BWR 95 WWR 90 YWR 95

⚡GGP



Lot 53

### 54 980N BB-PP 5/8 SM 3/8 AN DOB: 3/2/2025 ASA# 4502114

BW	10/6 Wt.	Adj. 205	WW Ratio	Frame	CE Rating
87	725	682	103	5.6	**

TJ NIGHT OWL 561H  
WSR WALK ON 49L  
WSR MISS ECLIPSE 42J

GW BREAKTHRU 045C  
GW MISS BREAKTHRU 910G  
GW MISS HI BET 200Z

CE	BW	WW	YW	ADG	MCE	MILK	MWW	STAY	DOC	YG	MARB	BF	REA	API	TI
12	-0.9	80	133	0.33	5	32	72	22	15	-0.05	0.92	-0.018	0.42	180	98
Rank	45	40	45	30	20	4	15	3	20		4			3	10

DAM INFO Age 6 Weight 1375 Calving Interval 369 BWR 100 WWR 104 YWR 100

GGP



### 55 731N HB-PP 5/8 SM 3/8 AN DOB: 2/21/2025 ASA# 4501870

BW	10/6 Wt.	Adj. 205	WW Ratio	Frame	CE Rating
95	925	849	122	6.2	*

BAR CK PENDLETON 7028  
GW HIGH BALL 102H  
GW MISS GPRD 341Z

GW MOVIN ON 183C  
GW MISS MOVIN ON 840F  
GW MISS DUE NORTH 786D

CE	BW	WW	YW	ADG	MCE	MILK	MWW	STAY	DOC	YG	MARB	BF	REA	API	TI
6	2.2	103	167	0.40	6	22	74	14	16	-0.15	0.66	-0.035	1.03	146	101
Rank		2	2	3			10		15		20	50	10	35	5

DAM INFO Age 7 Weight 1545 Calving Interval 366 BWR 102 WWR 109 YWR 106

GGP



### 56 765N BB-PP 5/8 SM 3/8 AN DOB: 2/23/2025 ASA# 4501904

BW	10/6 Wt.	Adj. 205	WW Ratio	Frame	CE Rating
82	875	848	122	5.9	*

BAR CK PENDLETON 7028  
GW HIGH BALL 102H  
GW MISS GPRD 341Z

GW JACKPOT 027C  
GW MISS JACKPOT 687H  
GW MISS EXTRA 197X

CE	BW	WW	YW	ADG	MCE	MILK	MWW	STAY	DOC	YG	MARB	BF	REA	API	TI
10	0.0	93	145	0.32	9	27	73	16	15	-0.16	0.48	-0.039	0.83	145	94
Rank		10	15	25	20	25	15	40	30		40	50	30	35	20

DAM INFO Age 5 Weight Calving Interval 369 BWR 105 WWR 112 YWR 114

GGP



### 57 599N BB-PP 5/8 SM 3/8 AN DOB: 2/16/2025 ASA# 4501740

BW	10/6 Wt.	Adj. 205	WW Ratio	Frame	CE Rating
84	830	735	112	6.1	**

BAR CK PENDLETON 7028  
GW HIGH BALL 102H  
GW MISS GPRD 341Z

GW GOLDEN EAGLE 015B  
GW MISS GOLDEN EAGL 782D  
GW MISS ROOKIE 476A

CE	BW	WW	YW	ADG	MCE	MILK	MWW	STAY	DOC	YG	MARB	BF	REA	API	TI
13	-0.7	84	138	0.33	8	22	65	19	13	-0.11	0.58	-0.028	0.64	158	92
Rank	40	40	30	25	20	40	45	15	50		25			20	25

DAM INFO Age 9 Weight 1420 Calving Interval 366 BWR 91 WWR 102 YWR 100

GGP



### 58 863N BB-PP 5/8 SM 5/16 AN 1/16 AR DOB: 2/27/2025 ASA# 4502000

BW	10/6 Wt.	Adj. 205	WW Ratio	Frame	CE Rating
88	785	717	103	5.5	**

BAR CK PENDLETON 7028  
GW HIGH BALL 102H  
GW MISS GPRD 341Z

GW SPARKY 369E  
GW MISS SPARKY 632H  
GW MISS QUANTUM LP 221E

CE	BW	WW	YW	ADG	MCE	MILK	MWW	STAY	DOC	YG	MARB	BF	REA	API	TI
11	-0.5	90	145	0.34	7	20	65	19	14	-0.24	0.57	-0.039	0.85	158	95
Rank	45	15	15	15			45	15	35	35	30	50	25	20	15

DAM INFO Age 5 Weight 1635 Calving Interval 362 BWR 95 WWR 96 YWR 94

GGP



### 59 514N BB-PP 5/8 SM 3/8 AN DOB: 2/8/2025 ASA# 4501660

BW	10/6 Wt.	Adj. 205	WW Ratio	Frame	CE Rating
80	795	727	102	5.7	**

BAR CK PENDLETON 7028  
GW HIGH BALL 102H  
GW MISS GPRD 341Z

GW HOLLOW POINT 463H  
GW MISS HOLLOW POINT 850K  
GW MISS MARL MAN 922G

CE	BW	WW	YW	ADG	MCE	MILK	MWW	STAY	DOC	YG	MARB	BF	REA	API	TI
11	-0.7	92	154	0.39	9	24	69	14	16	-0.07	0.73	-0.042	0.47	159	100
Rank	40	15	10	4	20		25		10		15	35		20	10

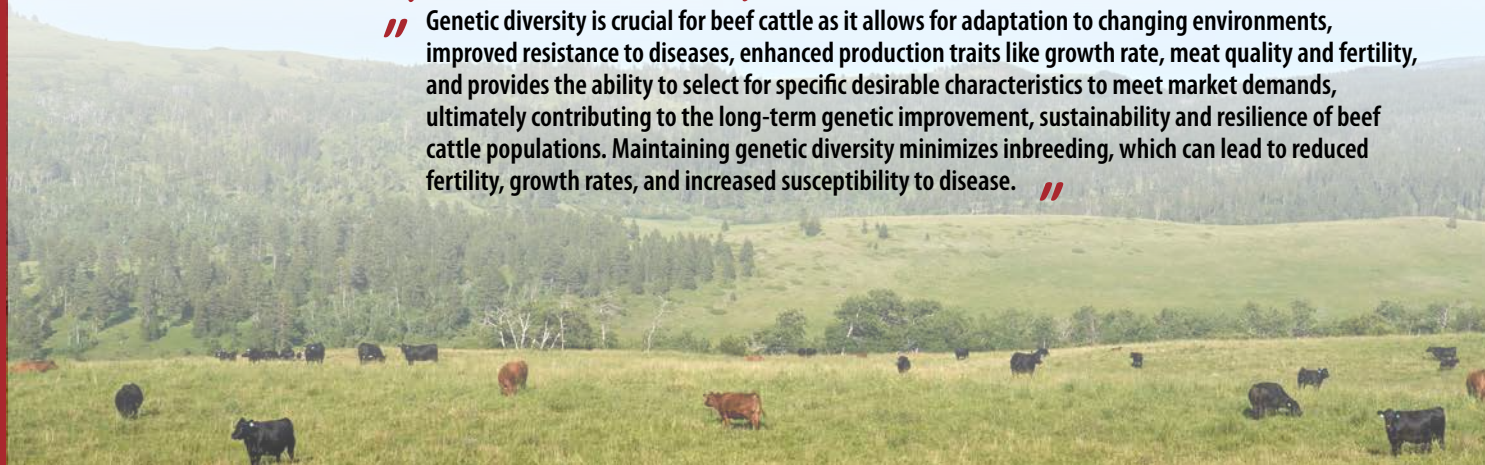
DAM INFO Age 3 Weight Calving Interval 368 BWR 101 WWR 104 YWR 106

GGP



*Mahdi Saatchi, renowned geneticist sums it up perfectly...*

Genetic diversity is crucial for beef cattle as it allows for adaptation to changing environments, improved resistance to diseases, enhanced production traits like growth rate, meat quality and fertility, and provides the ability to select for specific desirable characteristics to meet market demands, ultimately contributing to the long-term genetic improvement, sustainability and resilience of beef cattle populations. Maintaining genetic diversity minimizes inbreeding, which can lead to reduced fertility, growth rates, and increased susceptibility to disease.



**60 651N** BB-PP 5/8 SM 3/8 AN DOB: 2/18/2025 ASA# 4501791

BW	10/6 Wt.	Adj. 205	WW Ratio	Frame	CE Rating
78	795	723	104	5.9	**

SOUTHERN FORTUNE TELLER  
GW MEDICINE MAN 200K  
GW MISS PENDLETON 013H

GW QUANTUM LEAP 117B  
GW MISS QUANTUM LEAP 179F  
GW MISS BLUE MOON 441A

CE	BW	WW	YW	ADG	MCE	MILK	MWW	STAY	DOC	YG	MARB	BF	REA	API	TI	
13	-3.1	87	144	0.36	9	28	71	15	15	-0.27	0.42	-0.067	1.02	150	94	
Rank	35	10	25	15	10	20	20	20	50	25	30	50	15	10	30	20

DAM INFO Age 7 Weight 1570 Calving Interval 366 BWR 101 WWR 102 YWR 102

GGP



**61 067N** BB-PP 5/8 SM 3/8 AN DOB: 3/6/2025 ASA# 4501403

BW	10/6 Wt.	Adj. 205	WW Ratio	Frame	CE Rating
89	830	791	119	6.1	*

SOUTHERN FORTUNE TELLER  
GW MEDICINE MAN 200K  
GW MISS PENDLETON 013H

TJ MARLBORO MAN 360A  
GW MISS MARLBORO MAN 073H  
GW MISS PREDESTINED 282A

CE	BW	WW	YW	ADG	MCE	MILK	MWW	STAY	DOC	YG	MARB	BF	REA	API	TI
10	-1.3	96	165	0.43	7	29	77	15	14	-0.25	0.48	-0.065	1.09	150	99
Rank	30	10	2	1	15	4	30	35	40	15	5	30	10		

DAM INFO Age 5 Weight 1425 Calving Interval 370 BWR 113 WWR 108 YWR 108

GGP



**62 520N** BB-PP 5/8 SM 11/32 AN 1/32 AR DOB: 2/9/2025 ASA# 4501666

BW	10/6 Wt.	Adj. 205	WW Ratio	Frame	CE Rating
78	745	762	108	5.2	**

HOOK'S EAGLE 6E  
JC MR TALON 403G  
JC MS FORCE 403B

GW GOOSE 708H  
GW MISS GOOSE 928L  
GW MISS PREDOMINATE 702E

CE	BW	WW	YW	ADG	MCE	MILK	MWW	STAY	DOC	YG	MARB	BF	REA	API	TI
14	-2.1	90	145	0.34	10	25	70	14	19	-0.23	0.55	-0.004	1.13	154	97
Rank	30	20	20	15	10	40	20		2	40	30		3	25	10

DAM INFO Age 2 Weight 1095 Calving Interval BWR 105 WWR 108 YWR 108

GGP



**63 715N** BB-PP 1/2 SM 11/32 AN DOB: 2/21/2025 ASA# 4501854

BW	10/6 Wt.	Adj. 205	WW Ratio	Frame	CE Rating
74	745	748	107	5.7	**

HOOK'S EAGLE 6E  
JC MR TALON 403G  
JC MS FORCE 403B

GW SPARKY 369E  
GW MISS SPARKY 652L  
GW MISS 139E

CE	BW	WW	YW	ADG	MCE	MILK	MWW	STAY	DOC	YG	MARB	BF	REA	API	TI
14	-2.0	89	140	0.32	10	25	69	15	17	-0.16	0.52	-0.019	0.87	153	95
Rank	25	20	20	25	10	40	25	50	10		35		25	25	15

DAM INFO Age 2 Weight 1390 Calving Interval BWR 100 WWR 107 YWR 105

GGP



**64 883N** BB-PP 5/8 SM 3/8 AN DOB: 2/27/2025 ASA# 4502018

BW	10/6 Wt.	Adj. 205	WW Ratio	Frame	CE Rating
84	770	777	109	5.8	*

TJ NIGHT OWL 561H  
WSR WALK ON 49L  
WSR MISS ECLIPSE 42J

GW BREAKTHRU 045C  
GW MISS BREAKTHRU 704K  
GW MISS DBL VISION 682B

CE	BW	WW	YW	ADG	MCE	MILK	MWW	STAY	DOC	YG	MARB	BF	REA	API	TI
10	1.4	87	141	0.34	6	31	74	23	18	0.01	0.69	-0.016	0.30	166	94
Rank		25	20	15		10	10	1	4		15		99	10	20

DAM INFO Age 3 Weight 1415 Calving Interval 373 BWR 101 WWR 106 YWR 107

GGP



**65 544N** BB-PP 5/8 SM 3/8 AN DOB: 2/12/2025 ASA# 4501688

BW	10/6 Wt.	Adj. 205	WW Ratio	Frame	CE Rating
83	750	753	107	5.5	*

TJ NIGHT OWL 561H  
WSR WALK ON 49L  
WSR MISS ECLIPSE 42J

GW JAILBREAK 555J  
GW MISS JAILBREAK 075L  
GW MISS FORTUNE TELLER 244H

CE	BW	WW	YW	ADG	MCE	MILK	MWW	STAY	DOC	YG	MARB	BF	REA	API	TI
7	-2.0	89	142	0.33	5	33	77	17	20	-0.11	0.59	-0.026	0.73	151	96
Rank		20	20	20		3	5	35	1		25		45	25	15

DAM INFO Age 2 Weight 1255 Calving Interval BWR 111 WWR 107 YWR 101

GGP



**66 815N** HB-PP 5/8 SM 1/4 AR 1/8 AN DOB: 2/25/2025 ASA# 4501953

BW	10/6 Wt.	Adj. 205	WW Ratio	Frame	CE Rating
84	790	753	108	6.5	*

GW TRIPLE CROWN 018C  
GW THREE PEAT 331K  
GW MISS BREAKTHRU 099H

5L ADVANTAGE 560-108B  
GW MISS ADVANTAGE 905F  
GW MISS COM. ZONE 508A

CE	BW	WW	YW	ADG	MCE	MILK	MWW	STAY	DOC	YG	MARB	BF	REA	API	TI
9	0.0	87	148	0.38	7	24	67	15	17	-0.34	0.70	-0.096	0.88	154	97
Rank		25	10	5	50	50	30		10	15	15	2	20	25	10

DAM INFO Age 7 Weight 1620 Calving Interval 368 BWR 106 WWR 103 YWR 105

GGP



**67 794N** BB-PP 5/8 SM 1/4 AR 1/8 AN DOB: 2/24/2025 ASA# 4501932

BW	10/6 Wt.	Adj. 205	WW Ratio	Frame	CE Rating
86	770	721	103	6.2	*

VGW DIRECT DRIVE 512  
GW DEADWOOD 079G  
GW MISS END ZONE 708D

GW BREAKTHRU 045C  
GW MISS BREAKTHRU 580J  
GW MISS HIGH BET 550B

CE	BW	WW	YW	ADG	MCE	MILK	MWW	STAY	DOC	YG	MARB	BF	REA	API	TI
9	1.8	84	133	0.30	6	27	69	20	16	-0.05	1.05	-0.029	0.15	176	100
Rank		30	30	35		25	25	10	10		2		99	5	10

DAM INFO Age 4 Weight 1700 Calving Interval 367 BWR 110 WWR 105 YWR 106

GGP DDC



**68 277N** HB-PP 5/8 SM 1/4 AR 1/8 AN DOB: 3/20/2025 ASA# 4501609

BW	10/6 Wt.	Adj. 205	WW Ratio	Frame	CE Rating
100	805	794	119	5.9	*

VGW DIRECT DRIVE 512  
GW DEADWOOD 079G  
GW MISS END ZONE 708D

SOUTHERN FORTUNE TELLER  
GW MISS FORTUNE TELLER 526J  
GW MISS PREDOMINATE 055F

CE	BW	WW	YW	ADG	MCE	MILK	MWW	STAY	DOC	YG	MARB	BF	REA	API	TI
5	2.2	91	152	0.38	2	30	75	16	18	-0.10	0.85	-0.035	0.76	155	99
Rank	99	15	10	5	99	10	10	45	4		10	50	40	20	10

DAM INFO Age 4 Weight 1495 Calving Interval 384 BWR 109 WWR 111 YWR 112

⚡GGP



**69 674N** BB-PP 5/8 SM 3/8 AN DOB: 2/19/2025 ASA# 4501814

BW	10/6 Wt.	Adj. 205	WW Ratio	Frame	CE Rating
80	745	733	104	5.6	**

GW SPARKY 369E  
GW JAILBREAK 555J  
GW MISS GPRD 038W

JC MR MOTOWN 636J  
GW MISS MOTOWN 417L  
GW MISS MOVIN ON 612G

CE	BW	WW	YW	ADG	MCE	MILK	MWW	STAY	DOC	YG	MARB	BF	REA	API	TI
15	0.0	89	147	0.36	9	34	79	19	20	-0.17	0.59	-0.036	0.72	164	96
Rank	25	20	15	10	20	2	3	15	2		25	50	45	15	15

DAM INFO Age 2 Weight 1090 Calving Interval BWR 108 WWR 104 YWR 105

⚡GGP



**70 665N** BB-PP 5/8 SM 11/32 AN 1/32 AR DOB: 2/19/2025 ASA# 4501805

BW	10/6 Wt.	Adj. 205	WW Ratio	Frame	CE Rating
78	695	724	102	5.4	**

GW SPARKY 369E  
GW JAILBREAK 555J  
GW MISS GPRD 038W

GW HIGH BALL 102H  
GW MISS HIGH BALL 800L  
GW MISS DUE NORTH 420G

CE	BW	WW	YW	ADG	MCE	MILK	MWW	STAY	DOC	YG	MARB	BF	REA	API	TI
14	-2.5	86	138	0.33	9	31	73	17	20	-0.09	0.67	-0.005	0.56	166	98
Rank	30	15	25	20	25	10	15	25	1		20			10	10

DAM INFO Age 2 Weight 1105 Calving Interval BWR 105 WWR 102 YWR 100

⚡GGP



**71 808N** BB-PP 3/4 SM 7/32 AN 1/32 AR DOB: 2/24/2025 ASA# 4501946

BW	10/6 Wt.	Adj. 205	WW Ratio	Frame	CE Rating
97	840	774	116	7.2	*

GW SPARKY 369E  
GW JAILBREAK 555J  
GW MISS GPRD 038W

HOOK'S BEACON 56B  
GW MISS BEACON 888F  
GW MISS ACE 130X

CE	BW	WW	YW	ADG	MCE	MILK	MWW	STAY	DOC	YG	MARB	BF	REA	API	TI
8	1.2	95	152	0.36	7	34	81	19	17	-0.18	0.49	-0.041	0.77	147	94
Rank		10	10	10		2	2	15	10		40	35	35	35	15

DAM INFO Age 7 Weight 1210 Calving Interval 366 BWR 97 WWR 103 YWR 103

⚡GGP



**72 855N** BB-PP 1/2 SM 3/8 AR 1/8 AN DOB: 2/26/2025 ASA# 4501992

BW	10/6 Wt.	Adj. 205	WW Ratio	Frame	CE Rating
77	855	811	114	6.0	**

BIEBER CL ATOMIC C218  
GW WARHEAD 210J  
GW MISS BEACON 462G

GW DEADWOOD 079G  
GW MISS DEADWOOD 864K  
GW MISS FORTUNE TELLER 475H

CE	BW	WW	YW	ADG	MCE	MILK	MWW	STAY	DOC	YG	MARB	BF	REA	API	TI
12	-1.7	92	146	0.34	7	30	76	17	16	0.00	0.44	0.015	0.73	149	94
Rank	50	25	15	15	45	10	10	30	15		45		45	30	20

DAM INFO Age 3 Weight 1270 Calving Interval 378 BWR 104 WWR 111 YWR 109

⚡GGP



**73 851N** HB-PP 5/8 SM 1/4 AR 1/8 AN DOB: 2/26/2025 ASA# 4501988

BW	10/6 Wt.	Adj. 205	WW Ratio	Frame	CE Rating
76	800	842	119	5.7	**

BIEBER CL ATOMIC C218  
GW WARHEAD 210J  
GW MISS BEACON 462G

GW SPARKY 369E  
GW MISS SPARKY 027L  
GW MISS GPRD 496A

CE	BW	WW	YW	ADG	MCE	MILK	MWW	STAY	DOC	YG	MARB	BF	REA	API	TI
13	-1.9	82	131	0.30	7	30	71	19	16	-0.03	0.35	0.022	0.59	147	87
Rank	35	25	35	35	35	50	10	20	15	20		99		35	40

DAM INFO Age 2 Weight 1200 Calving Interval BWR 102 WWR 119 YWR 118

⚡GGP



**74 779N** HB-PP 5/8 SM 1/4 AR 1/8 AN DOB: 2/23/2025 ASA# 4501918

BW	10/6 Wt.	Adj. 205	WW Ratio	Frame	CE Rating
84	810	687	99	5.4	**

BIEBER CL ATOMIC C218  
GW WARHEAD 210J  
GW MISS BEACON 462G

REDHILL 672X X004 231A  
GW MISS 231A 178H  
GW MISS HIGH BET 818B

CE	BW	WW	YW	ADG	MCE	MILK	MWW	STAY	DOC	YG	MARB	BF	REA	API	TI
14	-1.1	86	140	0.34	6	22	65	22	15	-0.02	0.45	0.001	0.41	160	90
Rank	25	35	25	20	15		45	3	20		45			15	30

DAM INFO Age 5 Weight 1495 Calving Interval 369 BWR 100 WWR 96 YWR 102

⚡GGP



**75 063N** HB-PP 5/8 SM 1/4 AR 1/8 AN DOB: 3/6/2025 ASA# 4501399

BW	10/6 Wt.	Adj. 205	WW Ratio	Frame	CE Rating
85	745	722	104	5.6	**

BIEBER CL ATOMIC C218  
GW WARHEAD 210J  
GW MISS BEACON 462G

GW PREDOMINATE 848A  
GW MISS PREDOMINATE 090F  
GW MISS ROOKIE 226A

CE	BW	WW	YW	ADG	MCE	MILK	MWW	STAY	DOC	YG	MARB	BF	REA	API	TI
12	-3.2	79	130	0.32	8	25	64	18	16	0.05	0.15	0.017	0.47	133	80
Rank	50	10	50	35	25	40	40	45	20	15	99				

DAM INFO Age 7 Weight 1690 Calving Interval 368 BWR 103 WWR 102 YWR 105

⚡GGP



**76 721N** BB-PP 5/8 SM 3/8 AN DOB: 2/21/2025 ASA# 4501860

BW	10/6 Wt.	Adj. 205	WW Ratio	Frame	CE Rating
91	825	717	108	5.9	**

BAR CK PENDLETON 7028  
**GW HIGH BALL 102H**  
 GW MISS GPRD 341Z

GW PREMIUM BEEF 021TS  
**GW MISS PREM BEEF 695D**  
 GW MISS ROOKIE 536B

CE	BW	WW	YW	ADG	MCE	MILK	MWW	STAY	DOC	YG	MARB	BF	REA	API	TI
12	0.0	91	149	0.36	6	23	69	19	10	-0.09	0.70	-0.011	0.71	166	98
Rank	50	15	10	10			25	10			15		50	10	10

DAM INFO Age 9 Weight 1290 Calving Interval 365 BWR 101 WWR 105 YWR 105

✂GGP



**77 003N** BB-PP 5/8 SM 5/16 AN 1/16 AR DOB: 3/4/2025 ASA# 4501340

BW	10/6 Wt.	Adj. 205	WW Ratio	Frame	CE Rating
88	765	763	110	5.8	**

BAR CK PENDLETON 7028  
**GW HIGH BALL 102H**  
 GW MISS GPRD 341Z

GW SPARKY 369E  
**GW MISS SPARKY 469J**  
 GW MISS MARL MAN 638D

CE	BW	WW	YW	ADG	MCE	MILK	MWW	STAY	DOC	YG	MARB	BF	REA	API	TI
12	-0.3	86	136	0.32	8	23	65	18	10	-0.17	0.74	-0.012	1.04	163	96
Rank	50	50	25	25	25	30	40	25			15		10	15	15

DAM INFO Age 4 Weight 1385 Calving Interval 370 BWR 107 WWR 105 YWR 107

✂GGP



**78 754N** BB-PP 5/8 SM 3/8 AN DOB: 2/22/2025 ASA# 4501893

BW	10/6 Wt.	Adj. 205	WW Ratio	Frame	CE Rating
81	760	657	99	5.4	**

BAR CK PENDLETON 7028  
**GW HIGH BALL 102H**  
 GW MISS GPRD 341Z

GW ROOKIE 171Y  
**GW MISS ROOKIE 449A**  
 GW MISS QUARTER 118X

CE	BW	WW	YW	ADG	MCE	MILK	MWW	STAY	DOC	YG	MARB	BF	REA	API	TI
12	-1.2	91	146	0.34	8	21	66	19	12	-0.20	0.65	-0.041	0.76	165	98
Rank	45	35	15	15	40		40	15		50	20	35	40	15	10

DAM INFO Age 12 Weight Calving Interval 365 BWR 95 WWR 102 YWR 104

✂GGP



**79 201N** BB-PP 5/8 SM 3/8 AN DOB: 3/13/2025 ASA# 4501534

BW	10/6 Wt.	Adj. 205	WW Ratio	Frame	CE Rating
63	705	705		5.7	*

BAR CK PENDLETON 7028  
**GW HIGH BALL 102H**  
 GW MISS GPRD 341Z

GW SPARKY 369E  
**GW MISS SPARKY 636J**  
 GW MISS PREDESTINED 288Y

CE	BW	WW	YW	ADG	MCE	MILK	MWW	STAY	DOC	YG	MARB	BF	REA	API	TI
9	0.1	89	146	0.36	8	20	65	14	13	-0.21	0.74	-0.033	1.16	154	98
Rank		20	15	10	35		45		40	45	15	50	3	25	10

DAM INFO Age 4 Weight 1425 Calving Interval 379 BWR 93 WWR 100 YWR 103

✂GGP



**80 138N** BB-PP 5/8 SM 3/8 AN DOB: 3/9/2025 ASA# 4501475

BW	10/6 Wt.	Adj. 205	WW Ratio	Frame	CE Rating
100	775	738	111	5.9	*

BAR CK PENDLETON 7028  
**GW HIGH BALL 102H**  
 GW MISS GPRD 341Z

GW PREMIER 734Y  
**GW MISS PREMIER 405B**  
 GW MISS GPRD 420Z

CE	BW	WW	YW	ADG	MCE	MILK	MWW	STAY	DOC	YG	MARB	BF	REA	API	TI
5	2.1	99	162	0.39	6	20	69	17	12	0.02	0.74	-0.009	0.48	154	100
Rank		4	3	4			25	35			15			25	10

DAM INFO Age 11 Weight 1580 Calving Interval 367 BWR 111 WWR 106 YWR 105

✂GGP



**81 733N** BB-PP 5/8 SM 3/8 AN DOB: 2/22/2025 ASA# 4501872

BW	10/6 Wt.	Adj. 205	WW Ratio	Frame	CE Rating
91	815	757	109	5.4	*

BAR CK PENDLETON 7028  
**GW HIGH BALL 102H**  
 GW MISS GPRD 341Z

TJ HIGH BET 236X  
**GW MISS GPRD 456B**  
 GW MISS PREM BEEF 506X

CE	BW	WW	YW	ADG	MCE	MILK	MWW	STAY	DOC	YG	MARB	BF	REA	API	TI
8	0.7	89	142	0.33	4	20	65	16	15	-0.09	0.61	-0.022	0.54	146	92
Rank		20	20	20			45	45	25	25	25			35	20

DAM INFO Age 11 Weight 1500 Calving Interval 364 BWR 96 WWR 99 YWR 102

✂GGP



## Buying The Right Bull For Your Program Using Simmental Breed Indexes

The best way to be a satisfied customer is buying the right bull for your needs and buying him at the right price. The two indexes we use for Simmental are the API (maternal index) and the TI (terminal index). All of the major meat producing species utilize selection indexes, whether it be poultry, swine or cattle. Ask any geneticist and they will tell you the best way to make progress breeding cattle is through the use of indexes. The breeding indexes make sense because they assign monetary values to the measured traits and give value differences based in dollars and cents basis. The indexes are also very user friendly, and work well as a benchmarking tool to follow from year to year, or herd to herd.

The first step when looking at the index values is to understand what they mean and how to use them. For example, if you are going to sell all your calves at weaning, there really is no need to worry about the API (maternal index); you should focus on the TI (terminal index). If you are a producer who plans on retaining heifers to keep or market females as replacement heifers, you should focus on the API. By doing this, you and your customers will be producing females that are more genetically superior for maternal traits. If you are one that retains a percentage of your heifers for replacements and sell say 75% of calves as feeders, it would be best to put emphasis on both indexes and weight them to fit your goals.

Indexes are also very useful as a general selection tool to use when you are looking to improve individual traits. We suggest that you use the individual EPDs to tweak the traits you want to improve. For example, if a feeder buys your calves and makes a comment that they would like to see your calves have more ribeye, or more marbling, or more growth, etc., find high indexing bulls that excel in those particular traits. There are a wide variety of genetics that have similar index values. You will be the happiest with your purchases over time, if you select the most profitable bulls you can afford, while at the same time improving weaknesses in your cattle through the use of the individual EPDs.

**82 964N** BB-PP 5/8 SM 1/4 AN 1/8 AR DOB: 3/2/2025 ASA# 4502098

BW	10/6 Wt.	Adj. 205	WW Ratio	Frame	CE Rating
102	790	714	107	5.8	*

BAR CK PENDLETON 7028 GW BREAKTHRU 045C  
**GW HIGH BALL 102H** GW MISS BREAKTHRU 925G  
 GW MISS GPRD 341Z GW MISS ADVANTAGE 034E

CE	BW	WW	YW	ADG	MCE	MILK	MWW	STAY	DOC	YG	MARB	BF	REA	API	TI
8	0.5	81	133	0.33	6	22	62	16	15	-0.12	1.01	-0.039	0.51	167	98
Rank		40	30	20				45	20		2	50		10	10

DAM INFO Age 6 Weight 1370 Calving Interval 367 BWR 100 WWR 101 YWR 103

✂GGP



**84 265N** BB-PP 5/8 SM 3/8 AN DOB: 3/19/2025 ASA# 4501597

BW	10/6 Wt.	Adj. 205	WW Ratio	Frame	CE Rating
87	750	762	116	6.1	**

GW TRIPLE CROWN 018C GIBBS 7019E BRONCO  
**GW TRIPLE DOUBLE 276K** GW MISS BRONCO 035H  
 GW MISS DUE NORTH 323H GW MISS BREAKOUT 940E

CE	BW	WW	YW	ADG	MCE	MILK	MWW	STAY	DOC	YG	MARB	BF	REA	API	TI
12	-0.4	84	136	0.33	8	25	67	19	19	0.04	0.84	-0.005	0.28	170	97
Rank	45	45	30	25	20	40	35	15	2	99	10		99	10	10

DAM INFO Age 5 Weight 1265 Calving Interval 376 BWR 104 WWR 103 YWR 100

✂GGP



**86 656N** BB-PP 5/8 SM 3/8 AN DOB: 2/18/2025 ASA# 4501796

BW	10/6 Wt.	Adj. 205	WW Ratio	Frame	CE Rating
89	815	713	107	5.6	*

GW TRIPLE CROWN 018C GIBBS 7019E BRONCO  
**GW TRIPLE DOUBLE 276K** GW MISS BRONCO 849J  
 GW MISS DUE NORTH 323H GW MISS ROOKIE 109D

CE	BW	WW	YW	ADG	MCE	MILK	MWW	STAY	DOC	YG	MARB	BF	REA	API	TI
11	-0.3	88	142	0.34	7	25	68	17	16	-0.12	0.49	-0.027	0.85	147	91
Rank		50	20	20	15	45	25	30	15		40		25	35	25

DAM INFO Age 4 Weight 1510 Calving Interval 366 BWR 109 WWR 104 YWR 109

✂GGP



**88 897N** BB-PP 5/8 SM 3/8 AN DOB: 2/28/2025 ASA# 4502032

BW	10/6 Wt.	Adj. 205	WW Ratio	Frame	CE Rating
83	735	812	115	6.0	***

GIBBS 9114G ESSENTIAL GW JAILBREAK 555J  
**JC MR MOST WANTED 682K** GW MISS JAILBREAK 879L  
 JC AY MS FORCE 682D GW MISS SUBSTANCE 409A

CE	BW	WW	YW	ADG	MCE	MILK	MWW	STAY	DOC	YG	MARB	BF	REA	API	TI
16	-1.8	85	131	0.28	10	31	73	19	20	0.05	0.59	0.014	0.37	163	94
Rank	15	25	30	35	50	15	10	15	1	99	25		15	20	

DAM INFO Age 2 Weight 1190 Calving Interval BWR 111 WWR 115 YWR 101

✂GGP DDC



**83 139N** HB-PP 5/8 SM 1/4 AN 1/8 AR DOB: 3/9/2025 ASA# 4501476

BW	10/6 Wt.	Adj. 205	WW Ratio	Frame	CE Rating
96	750	810	116	5.9	*

GW HIGH BALL 102H GW DEADWOOD 079G  
**GW CANNON BALL 518L** GW MISS DEADWOOD 826J  
 GW MISS 231A 392J GW MISS CARRY ON 934F

CE	BW	WW	YW	ADG	MCE	MILK	MWW	STAY	DOC	YG	MARB	BF	REA	API	TI
3	2.5	98	162	0.40	2	24	73	16	14	-0.01	0.91	-0.014	0.63	158	103
Rank	99		5	3	3	99	45	15	40	40	4			20	4

DAM INFO Age 4 Weight Calving Interval 762 BWR 110 WWR 114 YWR 111

✂GGP



**85 056N** BB-PP 5/8 SM 3/8 AN DOB: 3/6/2025 ASA# 4501392

BW	10/6 Wt.	Adj. 205	WW Ratio	Frame	CE Rating
86	750	715	108	5.9	*

GW TRIPLE CROWN 018C GIBBS 7019E BRONCO  
**GW TRIPLE DOUBLE 276K** GW MISS BRONCO 254J  
 GW MISS DUE NORTH 323H GW MISS BREAKTHRU 990G

CE	BW	WW	YW	ADG	MCE	MILK	MWW	STAY	DOC	YG	MARB	BF	REA	API	TI
8	0.7	85	137	0.32	6	24	67	16	17	-0.16	0.72	-0.041	0.64	152	94
Rank		30	25	25		50	35	45	10		15	35		25	20

DAM INFO Age 4 Weight 1400 Calving Interval 375 BWR 103 WWR 103 YWR 96

✂GGP



**87 756N** BB-PP 5/8 SM 3/8 AN DOB: 2/22/2025 ASA# 4501895

BW	10/6 Wt.	Adj. 205	WW Ratio	Frame	CE Rating
90	795	732	110	5.9	*

BRIDLE BIT ECLIPSE E744 GW BREAKTHRU 045C  
**HOOK'S GALILEO 210G** GW MISS BREAKTHRU 907G  
 HOOK'S EVITA 18E GW MISS MARL MAN 700E

CE	BW	WW	YW	ADG	MCE	MILK	MWW	STAY	DOC	YG	MARB	BF	REA	API	TI
9	-1.0	82	129	0.29	8	37	78	17	17	-0.11	1.02	-0.035	0.71	173	102
Rank		35	35	35	40	35	1	4	30	10	2	50	50	10	4

DAM INFO Age 6 Weight 1405 Calving Interval 367 BWR 105 WWR 107 YWR 106

✂GGP



**89 622N** BB-PP 3/4 SM 1/4 AN DOB: 2/17/2025 ASA# 4501762

BW	10/6 Wt.	Adj. 205	WW Ratio	Frame	CE Rating
83	770	683	103	5.1	***

HOOK'S EAGLE 6E GW BAR CK BREAKOUT 667Z  
**IR/JLN BOOMER J425** GW MISS BREAKOUT 652C  
 KBHR IR/JLN ASTORIA G119 GW MISS BLUE MOON 031X

CE	BW	WW	YW	ADG	MCE	MILK	MWW	STAY	DOC	YG	MARB	BF	REA	API	TI
15	-2.9	70	111	0.26	8	31	66	18	13	-0.39	0.64	-0.055	0.98	162	90
Rank	20	15				30	10	35	20	50	5	20	25	10	15

DAM INFO Age 10 Weight 1390 Calving Interval 366 BWR 97 WWR 103 YWR 104

✂GGP



**90 118N** NDR-PP 5/8 SM 1/4 AR 1/8 AN DOB: 3/1/2025 ASA# 4533516

BW	10/6 Wt.	Adj. 205	WW Ratio	Frame	CE Rating
84	745	704		5.3	* * *

GW FIRE LINE 879J GW DEADWOOD 079G  
 GW FIRE LINE 085L GW MISS DEADWOOD 246J  
 GW MISS IMPERIAL 172H GW MISS MOVIN ON 140W

CE	BW	WW	YW	ADG	MCE	MILK	MWW	STAY	DOC	YG	MARB	BF	REA	API	TI
15	-1.8	70	114	0.27	6	25	60	13	16	-0.25	0.71	-0.036	0.86	153	89
Rank	25	25				45			15	35	15	50	25	25	30

DAM INFO Age 4 Weight Calving Interval 367 BWR 99 WWR 96 YWR 100

GGP



**91 769N** NDR-PP 5/8 SM 3/16 AN 3/16 AR DOB: 2/23/2025 ASA# 4501908

BW	10/6 Wt.	Adj. 205	WW Ratio	Frame	CE Rating
80	760	692	104	5.7	*

GW MOVIN ON 183C GW MAJOR MOVE 590E  
 GW HILGER ONE 454H GW MISS MAJOR MOVE 056H  
 GW MISS YUKON JACK 913E GW MISS DIRECT DRIVE 028F

CE	BW	WW	YW	ADG	MCE	MILK	MWW	STAY	DOC	YG	MARB	BF	REA	API	TI
11	-1.6	91	140	0.30	7	24	69	16	17	-0.15	0.57	-0.034	0.59	153	96
Rank	25	15	20	35			25	35	5		30	50		25	15

DAM INFO Age 5 Weight 1340 Calving Interval 366 BWR 94 WWR 99 YWR 96

GGP



**92 532N** NDR-PP 3/8 SM 1/2 CS 1/8 AN DOB: 2/11/2025 ASA# 4533506

BW	10/6 Wt.	Adj. 205	WW Ratio	Frame	CE Rating
77	760	751		5.5	* *

GW TRIPLE CROWN 018C CLRS HERO 8086H  
 GW THREE PEAT 331K GW MISS HERO 946L  
 GW MISS BREAKTHRU 099H GW MISS BEEF MAKER 735C

CE	BW	WW	YW	ADG	MCE	MILK	MWW	STAY	DOC	YG	MARB	BF	REA	API	TI
14	-2.2	79	118	0.24	8	23	62	17	13	-0.33	0.58	-0.069	0.86	155	91
Rank	30	20	45			45			35	45	15	25	15	25	20

DAM INFO Age 2 Weight 1180 Calving Interval BWR WWR YWR



## ASA Quick Reference to EPDs, Indexes and \$Values

**EXPECTED PROGENY DIFFERENCES (EPDs):** EPDs are the most accurate and effective tool available for comparing genetic levels. In using EPDs, the difference between two sires' EPDs represents the unit difference expected in the performance of their progeny. For example, if sires A and B have EPDs of +10 and -5, a 15-unit difference would be expected in their progeny (moving from -5 to +10 yields 15 units). Key to using EPDs is knowing in what units they are expressed. For example, if the above case referred to weaning weight EPDs, sire A would be expected to sire 15 pounds more weaning weight than sire B. If calving ease was the trait, sire A would be expected to sire 15 percent more unassisted births in first-calf heifers; in other words, if sire B sired 30 assists in a group of 100 heifers, we would expect sire A to require 15 assists. A percentile-ranking chart is required to determine where a bull's EPDs rank him relative to other bulls in the breed. For more detailed information about EPDs and \$ indexes, visit [www.simmental.org](http://www.simmental.org).

Listed below are the units in which ASA EPDs are expressed:

- ALL-PURPOSE INDEX (API):** Dollars per cow exposed under an all-purpose-sire scenario.
- BACK FAT (BF):** Inches of carcass backfat at 475 days.
- BIRTH WEIGHT (BW):** Pounds of birth weight.
- CALVING EASE (CE):** Percent of unassisted births when used on heifers.
- CARCASS WEIGHT (CW):** Pounds of carcass weight at 475 days.
- DOCILITY (DOC):** Percent of offspring receiving a disposition score of 1 (docile).
- MATERNAL CALVING EASE (MCE):** Percent of unassisted births in first-calving daughters.
- MILK (MLK):** Pounds of weaning weight due to milk.
- MARBLING (MARB):** Carcass marbling score at 475 days.
- MATERNAL WEANING WEIGHT (MWW):** Pounds of weaning weight due to milk and growth.
- RIBEYE AREA (REA):** Square inches of carcass ribeye at 475 days.
- TERMINAL INDEX (TI):** Dollars per cow exposed under a terminal-sire scenario.
- WEANING WEIGHT (WW):** Pounds of weaning weight.
- YEARLING WEIGHT (YW):** Pounds of yearling weight.

**YIELD GRADE (YG):** Carcass yield grade score at 475 days.

**\$ INDEXES:** Though EPDs allow for the comparison of genetic levels for many economically important traits, they only provide pieces of the economic puzzle. This is where \$ indexes come in. Through well-conceived, rigorous mathematical computation, \$ indexes blend EPDs and economics to estimate an animal's overall impact on integrated commercial production. The same technology that led to the dramatic progress in swine, poultry and dairy genetics over the last several decades was used to develop the following \$ indexes:

**ALL-PURPOSE INDEX (API):** Evaluates sires for use on the entire cow herd (bred to both Angus first-calf heifers and mature cows) with the portion of their daughters required to maintain herd size retained and the remaining heifers and steers put on feed and sold grade and yield.

**TERMINAL INDEX (TI):** Evaluates sires for use on mature Angus cows with all offspring put on feed and sold grade and yield.

For more detailed information about EPDs and \$ indexes, visit: [www.simmental.org](http://www.simmental.org)



# GATEWAY *Focus and Brand*

Gateway has made a relentless effort to produce productive, maternal cattle with added feedlot and carcass value in one package. Our direction has been very disciplined over the years to create genetics that “have it all”—meaning genetics that can provide moderate, productive cows combined with cattle that gain and convert efficiently in the feedlot and add value when sold on a grid to packers.

When you consider how most busy producers in this area operate—with limited help—we need to provide genetics that benefit the whole herd and make as many improvements as possible in one generation. Calve easily, wean heavy, and perform well in the feedlot and on a grid.

Limiting inbreeding and increasing genetic diversity must be the first step. In my opinion, this supersedes anything else a producer can do to improve their herd. For many, retaining heifers raised on their own ranch is the preferred option because those heifers are already adapted to the environment. Using hybrid bulls—such as Lucky Cross bulls from Gateway, with diversity in their genetics and a multi-trait focus—reduces problems associated with inbreeding and fertility. Since profit and efficiency begin in the cow herd, it is vitally important that your cows excel in basic maternal traits such as direct and maternal calving ease, marbling, and stay ability. Most producers are paid based on how many pounds they market per cow exposed.

F1 crossbred cows can provide up to a 25% boost in pounds weaned per cow exposed. That’s a big incentive for having F1 crossbred cows. From there, the question is; what should you breed those F1 cows to for the next generation? Go to a terminal cross or build a sustainable hybrid herd where you can retain heterosis in your next generations of replacement heifers. The latter makes the most sense if the feeder cattle you sell are in demand and bring as much—or more—money than more terminally bred cattle.

That is the point of this essay: to promote selecting for both maternal and terminal traits together. Gateway is in a unique position in this regard because of the tools available for us to make it happen for our customers. Genomically enhanced EPDs really help, but we can take it a step further.

By utilizing “Right Mate” and “Right Choice,” seedstock producers like Gateway can select seedstock with diversity, know the inbreeding coefficient, and determine whether the genetics are maternal, combination, or terminal through “Right Choice”.



Commercial customers can use “Right Bull”—which is available with genomics from their own cow herd. With your herd genomics combined with genomics from your seedstock provider—a list can be generated to the rancher ranking each bull in order of complementarity to your individual cattle. Also, they will be ranked in order by their value, based on your specific herd goals.

This system considers the genetics already in your herd, so you can limit inbreeding, and avoid purchasing bulls that won’t improve your herd. It is a simple way to improve your production goals and reducing the guess work.

Finally, how does the Gateway cattle perform in the real world? Since the beginning of the 1990s, Gateway has had to prove the value of its genetics at all levels because our cattle were not necessarily in the mainstream. At the time, there were too many stigmas relating to our genetics. We had to prove our cattle the old-fashioned way.

Consequently, we have worked decades to improve and benchmark the performance of our cattle so we could sell our seedstock. What is the benchmark for Gateway’s performance in the pasture, the feedlot, and on the grid?

Gateway is recognized for producing moderate, maternal females that are in high demand because of how they’ve been bred and selected for. Second, feedlots recognize the value of Gateway-sired calves and are willing to pay top prices for them. Third, they perform well with premiums on the grid. The provided proof below is a snapshot of what our steer calves (those not selected for the bull sale) did last year in the feedlot, and on the grid last spring.

Gateway has been carcass testing our genetics since 1994 and receiving feedlot and carcass data every year since then.



Supplier Feedback

Printed:06/11/2025

Payee:	EISENMENGER FARMS INC	Headcount:	78
Feedyard:	EISENMENGER FARMS INC	Condemned Head:	0
Harvest Date:	06/06/2025	Plant:	SCHUYLER
Settlement Group:	8000001374/2026	Purchase Type:	Negotiated Grid
Pen:	364	FY Lot #:	Mercer
Agreement:	AANGAL	Contract:	
		Cattle Buyer:	LISA KRUGER
		Purchase Date:	05/09/2025
		Purchase #:	3000040935



Hot Yield:	63.74 %	Avg Live Wt:	1399	Net Live Price:	\$ 232.20	Net Prem/Disc:	\$ 82.69/Head
Choice+:	97.44 %	Avg Dressed Wt:	892	Net Dressed Price:	\$ 364.27	Difference:	\$ 9.27/CWT

Base Price		Choice Y3 Price Calculation	
Purchase Base Price	\$ 355.00	Choice/Select Spread	\$ -20.00
Live Market P/D	\$ 0.00	Choice Spec	\$ 75.00%
Dressed Market P/D	\$ 0.00	Cost to Clean (CH/Sel Spread X (100%-Choice Spec %))	\$ 5.00
Base Live Price	\$ 0.00		
Yield Spec	0.00%		
Base Dressed Price	\$ 355.00	Choice Y3 Price (Base Dressed Price + Cost to Clean)	\$ 360.00

	Head	Live Wt	Dressed W	Base Px	Amount	/cwt
Harvest Lot Beginning Totals	78.00	109,105.00	69,548.00	360.00	\$ 250,372.80	\$ 360.00
Premium Adjustments					\$ 2,295.18	\$ 3.30
US Quality Grade Adjustments					\$ 854.40	\$ 1.23
Other Adjustments					\$ 0.00	\$ 0.00
Yield Adjustments					\$ 170.97	\$ 0.25
Hot Weight Adjustments					\$ 1,068.86	\$ 1.54
Total Gross Cattle Proceeds					\$ 254,762.21	\$ 366.31
(Meat Brd, Frt, Carc Data, etc.) Adj per Settlement Summary					\$ -1,419.89	\$ -2.04
(Due to Decimal Settings) Rounding Factor Adjustment					\$ 0.00	\$ 0.00
Total Net Cattle Proceeds	78.00	109,106.00	69,548.00		\$ 253,342.32	\$ 364.27

Premiums Discounts	Prem/Disc Choice	Prem/Disc Select	Back Of	Fallout	Head	Head %	Weight	Prem/Disc Weight	Prem/Disc Amount	Lot Adj /cwt
Premium (PR)										
Certified Angus Beef	6.00	0.00	C	N	43.00	55.13	38,253.00	38,253.00	2,295.18	3.30
CAB RF	6.00	0.00	C	N	0.00	0.00	0.00	0.00	0.00	0.00
US Quality Grade (QG)										
Prime	20.00	0.00	C	N	7.00	8.97	6,155.00	6,155.00	1,231.00	1.77
Choice	0.00	0.00	C	N	69.00	88.46	61,510.00	0.00	0.00	0.00
Select	0.00	0.00	S	N	2.00	2.56	1,883.00	1,883.00	-376.60	-0.54
Hard Bone	-12.00	-12.00	S	N	0.00	0.00	0.00	0.00	0.00	0.00
No Roll	-12.00	-12.00	S	N	0.00	0.00	0.00	0.00	0.00	0.00
Other Discounts (OD)										
Drk Cut	-35.00	-35.00	S	N	0.00	0.00	0.00	0.00	0.00	0.00
Callus	-35.00	-35.00	S	N	0.00	0.00	0.00	0.00	0.00	0.00
30+										
Maturity	-15.00	-15.00	C	N	0.00	0.00	0.00	0.00	0.00	0.00
Yield (YV)										
VY 1	3.00	3.00	C	N	6.00	7.69	5,171.00	5,171.00	155.13	0.22
VY 2	1.00	1.00	C	N	32.00	41.03	28,589.00	28,589.00	285.89	0.41
VY 3	0.00	0.00	C	N	34.00	43.59	30,387.00	30,387.00	0.00	0.00
VY 4	-5.00	-5.00	C	N	6.00	7.69	5,401.00	5,401.00	-270.05	-0.39
VY 5	-14.00	-14.00	C	N	0.00	0.00	0.00	0.00	0.00	0.00
Hot Weight (WT)										
0000-0599	-15.00	-15.00	C	N	0.00	0.00	0.00	0.00	0.00	0.00
0600-0699	0.00	0.00	C	N	1.00	1.28	683.00	683.00	0.00	0.00
0700-0799	0.00	0.00	C	N	3.00	3.85	2,277.00	2,277.00	0.00	0.00
0800-0849	0.00	0.00	C	N	16.00	20.51	13,145.00	13,145.00	0.00	0.00
0850-0899	2.00	2.00	C	N	54.00	69.23	49,343.00	49,343.00	986.86	1.42
1000-1099	2.00	2.00	C	N	4.00	5.13	4,100.00	4,100.00	82.00	0.12
	-15.00	-15.00	C	N	0.00	0.00	0.00	0.00	0.00	0.00

# Interpreting what this means...

- The average birth date of the calves was around March 15, with harvest at **14.5 MONTHS** of age.
- Breeding for multi-trait excellence must include **AVOIDING EXTREME SIZE** to ensure early maturity for quality grading and to limit mature cow size.
- A key takeaway from this summary is the quality grade premiums vs the **LACK OF YIELD GRADE DISCOUNTS**.
- Also, the strong ADG on the calves, with the **6.3% CONVERSION RATE** on calves placed in the feedlot at 775 lbs.

EISENMENGER FARMS, INC.  
26708 385TH ST.  
HUMPHREY, NEBRASKA 68642

CLOSE OUT PERFORMANCE.... 6/12/2025  
OWNER IDENTIFICATION.. GTWY SIM. PEN 364 LOT 6355  
AS OF UPDATE 6/12/2025

CATTLE INFORMATION AS RECEIVED..

KIND OF CATTLE	STEERS		
DATE FIRST BOUGHT	12/14/2024		
NUMBER HEAD RECEIVED	79		
PAY WEIGHT IN	61225	PER HEAD	775
OFF TRUCK WEIGHT	58160	PER HEAD	736
PER CENT SHRINK	5.01		
BUYER			
SOURCE	LEWISTOWN, MT		

CATTLE INFORMATION AS SHIPPED...

DATE FINAL SALE	6/6/2025		
NUMBER HEAD SOLD	78		
PAY WEIGHT OUT (63% Yield)	110393	PER HEAD	1415
DRESSED WEIGHT	69548	YIELD	63.00
NUMBER OF DEADS	1	PERCENT	1.27
WEIGHT OF DEADS	1050	PER HEAD	1050

CONSUMPTION AND CONVERSION .....

TOTAL POUNDS FED	552953	COST/TON	144.13
TOTAL DRY POUNDS FED	322828	COST/TON	246.88
CONSUMPTION AS FED	40.46	DRY BASIS	23.62
CONVERSION AS FED	11.01	DRY BASIS	6.43

PERFORMANCE .....

TOTAL HEAD DAYS	13666	AVE DAYS FED	175
WEIGHT GAINED (63% YIELD)	50219	PER HEAD	635.68
GAIN / HEAD / DAY (63% YIELD)	3.67		
COST / LB GAIN W/O INT	88.52		
COST / LB GAIN WITH INT	103.24		

COST SUMMARY .....

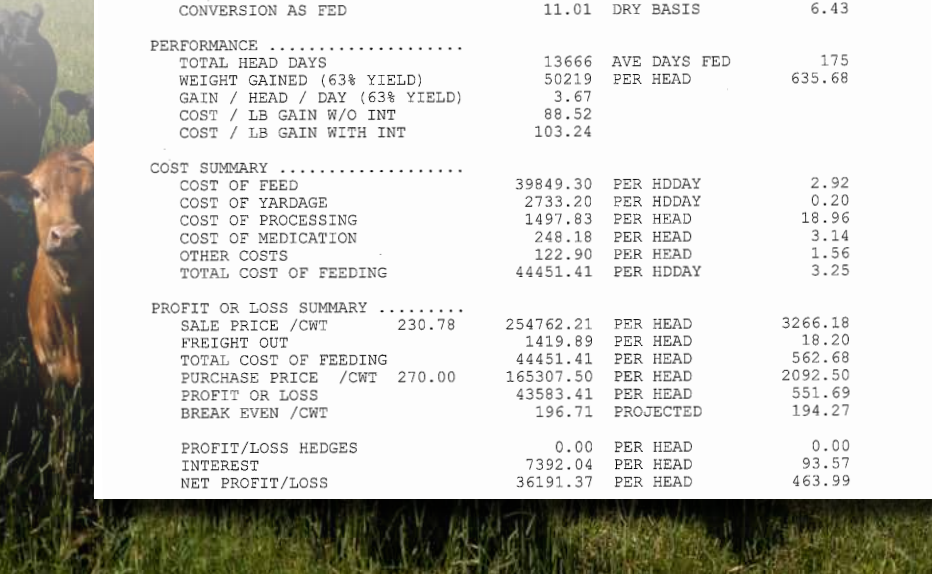
COST OF FEED	39849.30	PER HDDAY	2.92
COST OF YARDAGE	2733.20	PER HDDAY	0.20
COST OF PROCESSING	1497.83	PER HEAD	18.96
COST OF MEDICATION	248.18	PER HEAD	3.14
OTHER COSTS	122.90	PER HEAD	1.56
TOTAL COST OF FEEDING	44451.41	PER HDDAY	3.25

PROFIT OR LOSS SUMMARY .....

SALE PRICE /CWT	230.78	254762.21	PER HEAD	3266.18
FREIGHT OUT		1419.89	PER HEAD	18.20
TOTAL COST OF FEEDING		44451.41	PER HEAD	562.68
PURCHASE PRICE /CWT 270.00		165307.50	PER HEAD	2092.50
PROFIT OR LOSS		43583.41	PER HEAD	551.69
BREAK EVEN /CWT		196.71	PROJECTED	194.27

PROFIT/LOSS HEDGES	0.00	PER HEAD	0.00
INTEREST	7392.04	PER HEAD	93.57
NET PROFIT/LOSS	36191.37	PER HEAD	463.99

“ We need to provide genetics that benefit the whole herd and make as many improvements as possible in one generation. ”





**93 006N** BB-PP 3/4 SM 1/4 AR DOB: 3/4/2025 ASA# 4501343

BW	10/6 Wt.	Adj. 205	WW Ratio	Frame	CE Rating
70	760	695		5.6	**

GIBBS 7382E BROAD RANGE  
**GIBBS 9114G ESSENTIAL**  
 GIBBS 7153E STAR 3136A

5L ADVANTAGE 560-108B  
**GW MISS ADVANTAGE 408H**  
 GW MISS OLIE 113Y

CE	BW	WW	YW	ADG	MCE	MILK	MWW	STAY	DOC	YG	MARB	BF	REA	API	TI
12	-0.6	87	145	0.36	6	31	75	16	17	-0.16	0.49	-0.011	0.67	147	92
Rank	50	45	25	15	10	10	10	45	10		40			30	20

DAM INFO Age 5 Weight 1350 Calving Interval 372 BWR 98 WWR 101 YWR 98

⚡GGP DDC

**94 988N** HB-PP 3/4 SM 1/4 AN DOB: 3/3/2025 ASA# 4502122

BW	10/6 Wt.	Adj. 205	WW Ratio	Frame	CE Rating
83	725	668	96	5.8	***

GIBBS 7382E BROAD RANGE  
**GIBBS 9114G ESSENTIAL**  
 GIBBS 7153E STAR 3136A

CONNELLY BALANCE  
**GW MISS BALANCE 667D**  
 GW MISS GAME CH 528B

CE	BW	WW	YW	ADG	MCE	MILK	MWW	STAY	DOC	YG	MARB	BF	REA	API	TI
16	-2.1	79	133	0.34	8	26	68	21	14	-0.16	0.55	0.007	1.03	166	91
Rank	20	20	45	30	15	40	30	30	4	30		30	10	10	25

DAM INFO Age 9 Weight 1230 Calving Interval 368 BWR 101 WWR 97 YWR 96

⚡GGP

**95 092N** BB-PP 5/8 SM 1/4 AN 1/8 AR DOB: 3/7/2025 ASA# 4501429

BW	10/6 Wt.	Adj. 205	WW Ratio	Frame	CE Rating
88	740	708	106	5.9	*

GW MOVIN ON 183C  
**GW SPARKY 369E**  
 GW MISS CONQUEST 538C

GW BAR CK BREAKOUT 667Z  
**GW MISS BREAKOUT 707B**  
 GW MISS AMBUSH 115Y

CE	BW	WW	YW	ADG	MCE	MILK	MWW	STAY	DOC	YG	MARB	BF	REA	API	TI
12	0.6	82	129	0.29	5	31	72	15	14	-0.30	0.61	-0.078	0.84	147	91
Rank	50		35	35	40	10	15		30	20	25	10	25	30	25

DAM INFO Age 11 Weight 1585 Calving Interval 366 BWR 110 WWR 109 YWR 108

⚡GGP

**96 873N** HB-PP PB SM DOB: 2/27/2025 ASA# 4502009

BW	10/6 Wt.	Adj. 205	WW Ratio	Frame	CE Rating
81	765	733	110	6.0	**

GIBBS 9114G ESSENTIAL  
**KBHR CLIMAX L054**  
 KBHR DEBUTANTE H113

HOOK'S BEACON 56B  
**GW MISS BEACON 454G**  
 GW MISS GPRD 119X

CE	BW	WW	YW	ADG	MCE	MILK	MWW	STAY	DOC	YG	MARB	BF	REA	API	TI
13	-1.7	91	140	0.31	9	29	74	21	12	-0.27	0.81	-0.010	1.24	193	109
Rank	25	10	15	20	10	15	10	4	50		2	99	4	1	1

DAM INFO Age 6 Weight 1420 Calving Interval 367 BWR 104 WWR 104 YWR 107

⚡GGP

**97 068N** BB-PP 5/8 SM 3/8 AN DOB: 3/6/2025 ASA# 4501404

BW	10/6 Wt.	Adj. 205	WW Ratio	Frame	CE Rating
73	690	734	105	5.1	***

BAR CK PENDLETON 7028  
**GW HIGH BALL 102H**  
 GW MISS GPRD 341Z

GW MOVIN ON 183C  
**GW MISS MOVIN ON 140W**  
 GW MISS QUARTER 140W

CE	BW	WW	YW	ADG	MCE	MILK	MWW	STAY	DOC	YG	MARB	BF	REA	API	TI
15	-2.9	80	127	0.29	11	20	60	19	14	-0.07	0.78	-0.013	0.47	174	97
Rank	20	15	45	40	40	3		15	30		10			10	10

DAM INFO Age 6 Weight 1750 Calving Interval 369 BWR 101 WWR 103 YWR 105

⚡GGP

**98 639N** BB-PP 5/8 SM 3/8 AN DOB: 2/17/2025 ASA# 4501779

BW	10/6 Wt.	Adj. 205	WW Ratio	Frame	CE Rating
79	785	712		5.9	*

BAR CK PENDLETON 7028  
**GW HIGH BALL 102H**  
 GW MISS GPRD 341Z

TJ HIGH BET 236X  
**GW MISS HIGH BET 820B**  
 GW MISS PREDESTINED 022W

CE	BW	WW	YW	ADG	MCE	MILK	MWW	STAY	DOC	YG	MARB	BF	REA	API	TI
11	-0.6	83	126	0.26	8	25	67	18	16	-0.19	0.80	-0.040	0.79	164	96
Rank	45	35	45		35	40	35	20	15	50	10	50	35	15	15

DAM INFO Age 11 Weight 1445 Calving Interval 366 BWR 102 WWR 106 YWR 102

⚡GGP DDC, Twin.

**99 147N** BB-PP 5/8 SM 3/8 AN DOB: 3/10/2025 ASA# 4501484

BW	10/6 Wt.	Adj. 205	WW Ratio	Frame	CE Rating
102	785	795	113	5.7	*

BAR CK PENDLETON 7028  
**GW HIGH BALL 102H**  
 GW MISS GPRD 341Z

GW BREAKTHRU 045C  
**GW MISS BREAKTHRU 227K**  
 GW MISS JACKPOT 687H

CE	BW	WW	YW	ADG	MCE	MILK	MWW	STAY	DOC	YG	MARB	BF	REA	API	TI
2	2.9	93	152	0.37	4	24	70	14	15	-0.23	0.83	-0.054	1.01	145	98
Rank	99		10	10	10	50	20		20	40	10	25	10	35	10

DAM INFO Age 3 Weight 1415 Calving Interval 372 BWR 123 WWR 110 YWR 104

⚡GGP

**100 109N** BB-PP 5/8 SM 3/8 AN DOB: 3/8/2025 ASA# 4501446

BW	10/6 Wt.	Adj. 205	WW Ratio	Frame	CE Rating
85	770	728	105	5.2	***

SOUTHERN FORTUNE TELLER  
GW MEDICINE MAN 200K  
GW MISS PENDLETON 013H

REDHILL 672X X004 231A  
GW MISS 231A 537H  
GW MISS NEWCOMER 727C

CE	BW	WW	YW	ADG	MCE	MILK	MWW	STAY	DOC	YG	MARB	BF	REA	API	TI
17	-3.7	84	140	0.35	11	24	66	21	13	-0.30	0.37	-0.066	0.98	164	92
Rank	15	10	30	20	15	50	35	3	50	20		15	10	15	20

DAM INFO Age 5 Weight 1520 Calving Interval 367 BWR 104 WWR 100 YWR 100

GGP



**101 948N** BB-DP 5/8 SM 3/8 AN DOB: 3/1/2025 ASA# 4502082

BW	10/6 Wt.	Adj. 205	WW Ratio	Frame	CE Rating
85	725	725	104	6.0	*

SOUTHERN FORTUNE TELLER  
GW MEDICINE MAN 200K  
GW MISS PENDLETON 013H

GW PREDOMINATE 848A  
GW MISS PREDOMINATE 811F  
GW MISS ROOKIE 615D

CE	BW	WW	YW	ADG	MCE	MILK	MWW	STAY	DOC	YG	MARB	BF	REA	API	TI
11	-2.2	83	130	0.30	8	28	69	16	17	-0.19	0.65	-0.049	0.78	155	95
Rank	20	35	35	35	45	20	25	45	10	50	20	35	35	20	15

DAM INFO Age 7 Weight 1545 Calving Interval 362 BWR 107 WWR 103 YWR 101



**102 024N** HB-PP 5/8 SM 3/8 AN DOB: 3/4/2025 ASA# 4501360

BW	10/6 Wt.	Adj. 205	WW Ratio	Frame	CE Rating
86	795	759	109	4.6	**

HOOK'S EAGLE 6E  
JC MR TALON 403G  
JC MS FORCE 403B

TFS DUE NORTH 2659Z  
GW MISS DUE NORTH 553C  
GW MISS PREM BEEF 238Z

CE	BW	WW	YW	ADG	MCE	MILK	MWW	STAY	DOC	YG	MARB	BF	REA	API	TI
14	-2.6	79	121	0.26	9	25	65	16	20	-0.24	0.60	-0.018	1.01	155	92
Rank	30	15	50	50	25	40	45	45	1	35	25		10	20	25

DAM INFO Age 10 Weight 1575 Calving Interval 368 BWR 100 WWR 104 YWR 102

GGP



**103 838N** HB-PP 5/8 SM 3/8 AN DOB: 2/26/2025 ASA# 4501975

BW	10/6 Wt.	Adj. 205	WW Ratio	Frame	CE Rating
86	805	786	118	5.5	*

HOOK'S EAGLE 6E  
JC MR TALON 403G  
JC MS FORCE 403B

GW CARRY ON 20219  
GW MISS CARRY ON 644G  
GW MISS BREAKOUT 699D

CE	BW	WW	YW	ADG	MCE	MILK	MWW	STAY	DOC	YG	MARB	BF	REA	API	TI
9	-0.5	87	137	0.31	6	27	70	18	15	-0.36	0.24	-0.057	1.09	134	85
Rank	45	25	25	30		25	20	25	25	10		25	5		45

DAM INFO Age 6 Weight 1565 Calving Interval 367 BWR 111 WWR 115 YWR 113

GGP



**104 891N** BB-P/S 5/8 SM 3/8 AN DOB: 2/28/2025 ASA# 4502026

BW	10/6 Wt.	Adj. 205	WW Ratio	Frame	CE Rating
84	730	652	98	5.5	*

HOOK'S EAGLE 6E  
JC MR TALON 403G  
JC MS FORCE 403B

GW QUANTUM LEAP 117B  
GW MISS QUANTUM LEAP 086F  
GW MISS PREM BEEF 539T

CE	BW	WW	YW	ADG	MCE	MILK	MWW	STAY	DOC	YG	MARB	BF	REA	API	TI
11	-1.7	80	136	0.35	11	26	66	15	16	-0.25	0.45	-0.029	1.00	144	89
Rank	25	45	25	15	5	35	40	50	15	35	45		10	40	30

DAM INFO Age 7 Weight Calving Interval 363 BWR 101 WWR 105 YWR 110

GGP



**105 960N** BB-PP 5/8 SM 3/8 AN DOB: 3/2/2025 ASA# 4502094

BW	10/6 Wt.	Adj. 205	WW Ratio	Frame	CE Rating
90	770	734	103	5.8	*

TJ NIGHT OWL 561H  
WSR WALK ON 49L  
WSR MISS ECLIPSE 42J

SOUTHERN FORTUNE TELLER  
GW MISS FORTUNE TELLER 552K  
GW MISS GRADUATE 513C

CE	BW	WW	YW	ADG	MCE	MILK	MWW	STAY	DOC	YG	MARB	BF	REA	API	TI
9	0.1	89	138	0.31	6	31	75	18	20	-0.06	0.74	-0.025	0.48	159	97
Rank		20	25	30		10	10	25	1		15			20	10

DAM INFO Age 3 Weight 1600 Calving Interval 387 BWR 114 WWR 103 YWR 107

GGP



**106 876N** BB-PP 5/8 SM 3/8 AN DOB: 2/27/2025 ASA# 4502012

BW	10/6 Wt.	Adj. 205	WW Ratio	Frame	CE Rating
84	765	742		5.3	*

TJ NIGHT OWL 561H  
WSR WALK ON 49L  
WSR MISS ECLIPSE 42J

GW HIGH BALL 102H  
GW MISS HIGH BALL 708K  
GW MISS PREM BEEF 590A

CE	BW	WW	YW	ADG	MCE	MILK	MWW	STAY	DOC	YG	MARB	BF	REA	API	TI
10	-0.1	82	127	0.28	5	27	68	19	12	-0.14	0.66	-0.054	0.49	156	91
Rank	50	40	40	50		25	30	15		20	25		20	25	25

DAM INFO Age 3 Weight Calving Interval 377 BWR 102 WWR 103 YWR 99

GGP



**107 778N** BB-PP 5/8 SM 3/8 AN DOB: 2/23/2025 ASA# 4501917

BW	10/6 Wt.	Adj. 205	WW Ratio	Frame	CE Rating
87	815	748	112	5.9	*

TJ NIGHT OWL 561H  
WSR WALK ON 49L  
WSR MISS ECLIPSE 42J

GW BREAKTHRU 045C  
GW MISS BREAKTHRU 192H  
GW MISS BEACON 020F

CE	BW	WW	YW	ADG	MCE	MILK	MWW	STAY	DOC	YG	MARB	BF	REA	API	TI
12	1.0	88	133	0.28	4	29	73	19	17	-0.11	0.75	-0.047	0.45	162	96
Rank	50	20	30	50		15	15	15	10		10	35		15	15

DAM INFO Age 5 Weight 1520 Calving Interval 366 BWR 95 WWR 100 YWR 97

GGP



**108054N** BB-PP 5/8 SM 3/8 AN DOB: 3/5/2025 ASA# 4501390

BW	10/6 Wt.	Adj. 205	WW Ratio	Frame	CE Rating
79	790	710	107	6.6	**

TJ NIGHT OWL 561H  
W5R WALK ON 49L  
WSR MISS ECLIPSE 42J

GW SPARKY 369E  
GW MISS SPARKY 110G  
GW MISS BLUE MOON 546T

CE	BW	WW	YW	ADG	MCE	MILK	MWW	STAY	DOC	YG	MARB	BF	REA	API	TI
12	-0.6	84	141	0.35	7	30	72	18	18	-0.06	0.87	-0.026	0.54	171	100
Rank	50	45	30	20	15	50	10	15	25	4	5			10	10

DAM INFO Age 6 Weight 1460 Calving Interval 365 BWR 106 WWR 100 YWR 104

✂GGP DDC



**109795N** BB-PP 3/8 SM 7/16 AR 3/16 AN DOB: 2/24/2025 ASA# 4501933

BW	10/6 Wt.	Adj. 205	WW Ratio	Frame	CE Rating
78	715	676	102	5.5	***

GW TRIPLE CROWN 018C  
GW THREE FORKS 432L  
GW MISS CONQUEST 538C

5L ADVANTAGE 560-108B  
GW MISS ADVANTAGE 009F  
GW MISS CARRY ON 661B

CE	BW	WW	YW	ADG	MCE	MILK	MWW	STAY	DOC	YG	MARB	BF	REA	API	TI
15	-3.9	70	113	0.27	8	27	62	18	18	-0.01	0.74	-0.011	0.22	163	89
Rank	20	10				45	25		25	3		15		99	15

DAM INFO Age 7 Weight Calving Interval 367 BWR 94 WWR 101 YWR 97

✂GGP



**110686N** HB-PP 5/8 SM 1/4 AR 1/8 AN DOB: 2/20/2025 ASA# 4501825

BW	10/6 Wt.	Adj. 205	WW Ratio	Frame	CE Rating
87	835	718	108	5.4	**

GW TRIPLE CROWN 018C  
GW THREE PEAT 331K  
GW MISS BREAKTHRU 099H

VGW DIRECT DRIVE 512  
GW MISS DIRCT DRIVE 906E  
GW MISS COMFT ZONE 487B

CE	BW	WW	YW	ADG	MCE	MILK	MWW	STAY	DOC	YG	MARB	BF	REA	API	TI
13	-0.4	78	119	0.26	6	22	61	18	18	-0.25	0.73	-0.047	0.81	160	91
Rank	40	45	50					25	4	35	15	35	30	15	25

DAM INFO Age 8 Weight 1370 Calving Interval 366 BWR 97 WWR 100 YWR 99

✂GGP DDC



**111899N** HB-PP 1/2 SM 1/4 AN 1/4 AR DOB: 2/28/2025 ASA# 4502034

BW	10/6 Wt.	Adj. 205	WW Ratio	Frame	CE Rating
90	765	716	103	6.0	**

GW TRIPLE CROWN 018C  
GW THREE PEAT 331K  
GW MISS BREAKTHRU 099H

VGW DIRECT DRIVE 512  
GW MISS DIRECT DRIVE 975G  
GW MISS CARRY ON 001E

CE	BW	WW	YW	ADG	MCE	MILK	MWW	STAY	DOC	YG	MARB	BF	REA	API	TI
12	-1.4	72	115	0.27	6	20	56	18	18	-0.26	0.73	-0.047	0.81	160	89
Rank	45	30						20	3	30	15	35	30	15	30

DAM INFO Age 6 Weight 1630 Calving Interval 368 BWR 95 WWR 95 YWR 96

✂GGP DDC



**112156N** BB-P/S 5/8 SM 3/8 AN DOB: 3/10/2025 ASA# 4501492

BW	10/6 Wt.	Adj. 205	WW Ratio	Frame	CE Rating
95	740	767	107	5.7	*

HOOK'S FRONTLINE 40F  
JC MR MOTOVON 636J  
BROWN MS QUANAH 505B

BAR CK PENDLETON 7028  
GW MISS PENDLETON 320K  
GW MISS PREDOMINATE 811F

CE	BW	WW	YW	ADG	MCE	MILK	MWW	STAY	DOC	YG	MARB	BF	REA	API	TI
9	0.9	81	137	0.35	7	29	69	15	16	-0.04	0.76	-0.015	0.39	152	92
Rank		40	25	15		15	25	50	15		10			25	20

DAM INFO Age 3 Weight 1410 Calving Interval 386 BWR 107 WWR 107 YWR 108

✂GGP



**113014N** BB-PP 5/8 SM 3/8 AN DOB: 3/4/2025 ASA# 4501350

BW	10/6 Wt.	Adj. 205	WW Ratio	Frame	CE Rating
98	755	745		5.6	*

LEACHMAN PROPHET J030Z  
SOUTHERN FORTUNE TELLER  
GW MISS PREM BEEF 246Z

TFS DUE NORTH 2659Z  
GW MISS DUE NORTH 105J  
GW MISS JACKPOT 115E

CE	BW	WW	YW	ADG	MCE	MILK	MWW	STAY	DOC	YG	MARB	BF	REA	API	TI
8	1.3	87	142	0.34	6	27	70	14	18	-0.22	0.52	-0.023	1.04	138	90
Rank		25	20	15		25	20		4	40	35		10	45	30

DAM INFO Age 4 Weight 1465 Calving Interval 372 BWR 108 WWR 99 YWR 95

✂GGP



**114858N** BB-PP 5/8 SM 3/8 AN DOB: 2/27/2025 ASA# 4501995

BW	10/6 Wt.	Adj. 205	WW Ratio	Frame	CE Rating
71	695	667	100	5.3	***

BAR CK PENDLETON 7028  
GW HIGH BALL 102H  
GW MISS GPRD 341Z

TJ MARLBORO MAN 360A  
GW MISS MARLBORO MAN 159H  
GW MISS BREAKOUT 860F

CE	BW	WW	YW	ADG	MCE	MILK	MWW	STAY	DOC	YG	MARB	BF	REA	API	TI
18	-4.1	76	112	0.22	11	24	62	25	13	-0.09	0.83	0.000	0.66	192	97
Rank	10	5			10	50		1	45		10			1	10

DAM INFO Age 5 Weight 1315 Calving Interval 373 BWR 95 WWR 102 YWR 95

✂GGP



**115743N** BB-PP 5/8 SM 3/8 AN DOB: 2/22/2025 ASA# 4501882

BW	10/6 Wt.	Adj. 205	WW Ratio	Frame	CE Rating
78	710	668	96	4.7	***

GW HIGH BALL 102H  
GW CANNON BALL 518L  
GW MISS 231A 392J

TFS DUE NORTH 2659Z  
GW MISS DUE NORTH 399H  
GW MISS GPRD 422A

CE	BW	WW	YW	ADG	MCE	MILK	MWW	STAY	DOC	YG	MARB	BF	REA	API	TI
19	-4.7	64	105	0.26	10	19	51	23	14	-0.05	0.77	0.042	0.57	182	89
Rank	5	3			15			2	30		10	99		3	30

DAM INFO Age 5 Weight 1390 Calving Interval 367 BWR 94 WWR 95 YWR 95

✂GGP



**116 145N** HB-PP 1/2 SM 1/4 AN 1/4 AR DOB: 3/10/2025 ASA# 4501482

BW	10/6 Wt.	Adj. 205	WW Ratio	Frame	CE Rating
75	715	688	99	5.4	****

BAR CK PENDLETON 7028  
**GW HIGH BALL 102H**  
 GW MISS GPRD 341Z

HXC CONQUEST 4405P  
**GW MISS CONQUEST 538C**  
 GW MISS HIGH BET 337A

CE	BW	WW	YW	ADG	MCE	MILK	MWW	STAY	DOC	YG	MARB	BF	REA	API	TI
21	-5.3	67	104	0.23	11	24	57	20	15	0.00	0.94	0.019	0.21	189	96
Rank	2	2			4	50		10	25		3		99	2	15

DAM INFO Age 10 Weight 1310 Calving Interval 368 BWR 87 WWR 102 YWR 100

GGP



**117 642N** BB-PP 5/8 SM 11/32 AN 1/32 AR DOB: 2/17/2025 ASA# 4501782

BW	10/6 Wt.	Adj. 205	WW Ratio	Frame	CE Rating
70	735	651	98	5.4	****

GW SPARKY 369E  
**GW JAILBREAK 555J**  
 GW MISS GPRD 038W

TJ HIGH BET 236X  
**GW MISS HIGH BET 237A**  
 GW MISS BOY 070X

CE	BW	WW	YW	ADG	MCE	MILK	MWW	STAY	DOC	YG	MARB	BF	REA	API	TI
19	-4.3	77	127	0.32	9	36	74	21	19	-0.17	0.48	-0.034	0.67	169	91
Rank	4	4			40	25	20	1	10	5	2		40	50	10

DAM INFO Age 12 Weight 1385 Calving Interval 365 BWR 83 WWR 97 YWR 101

GGP



**118 129N** BB-PP 5/8 SM 3/8 AN DOB: 3/9/2025 ASA# 4501466

BW	10/6 Wt.	Adj. 205	WW Ratio	Frame	CE Rating
65	755	715	103	5.9	****

SOUTHERN FORTUNE TELLER  
**GW MEDICINE MAN 200K**  
 GW MISS PENDLETON 013H

TFS DUE NORTH 2659Z  
**GW MISS DUE NORTH 734E**  
 GW MISS PREDOMINATE 804C

CE	BW	WW	YW	ADG	MCE	MILK	MWW	STAY	DOC	YG	MARB	BF	REA	API	TI
22	-6.1	78	121	0.27	11	30	69	18	18	-0.13	0.56	-0.026	0.80	173	95
Rank	1	1			4	10	25	20	5		30		35	10	15

DAM INFO Age 8 Weight 1490 Calving Interval 367 BWR 94 WWR 106 YWR 106

GGP



**119 926N** BB-PP 5/8 SM 3/8 AN DOB: 3/1/2025 ASA# 4502060

BW	10/6 Wt.	Adj. 205	WW Ratio	Frame	CE Rating
73	735	690	104	5.5	****

GW TRIPLE CROWN 018C  
**GW TRIPLE DOUBLE 276K**  
 GW MISS DUE NORTH 323H

GIBBS 7019E BRONCO  
**GW MISS BRONCO 237J**  
 GW MISS ROOKIE 628D

CE	BW	WW	YW	ADG	MCE	MILK	MWW	STAY	DOC	YG	MARB	BF	REA	API	TI
18	-3.3	76	126	0.31	8	25	63	18	18	-0.04	0.56	0.000	0.54	164	90
Rank	10	10			45	30	35	40	50	20	5		30		15

DAM INFO Age 4 Weight 1295 Calving Interval 366 BWR 92 WWR 99 YWR 105

GGP



**120 724N** HB-PP 5/8 SM 1/4 AR 1/8 AN DOB: 2/21/2025 ASA# 4501863

BW	10/6 Wt.	Adj. 205	WW Ratio	Frame	CE Rating
72	700	682	98	4.9	****

BIEBER CL ATOMIC C218  
**GW WARHEAD 210J**  
 GW MISS BEACON 462G

BAR CK PENDLETON 7028  
**GW MISS PENDLETON 462J**  
 GW MISS PREM BEEF 640D

CE	BW	WW	YW	ADG	MCE	MILK	MWW	STAY	DOC	YG	MARB	BF	REA	API	TI
18	-3.0	81	131	0.31	10	25	66	19	14	0.00	0.56	-0.001	0.28	166	92
Rank	10	15	40	35	30	15	40	15	30		30		99	10	20

DAM INFO Age 4 Weight 1350 Calving Interval 369 BWR 94 WWR 93 YWR 96

GGP



**121 696N** BB-PP 3/4 SM 1/4 AN DOB: 2/20/2025 ASA# 4501835

BW	10/6 Wt.	Adj. 205	WW Ratio	Frame	CE Rating
73	775	691	99	5.4	****

HOOK'S EAGLE 6E  
 IR/JLN BOOMER J425  
 KBHR IR/JLN ASTORIA G119

TFS DUE NORTH 2659Z  
**GW MISS DUE NORTH 502G**  
 GW MISS PREM BEEF 610C

CE	BW	WW	YW	ADG	MCE	MILK	MWW	STAY	DOC	YG	MARB	BF	REA	API	TI
17	-3.9	74	116	0.26	9	25	61	21	14	-0.15	0.59	0.001	0.67	168	90
Rank	15	10			20	45		5	30		25			10	30

DAM INFO Age 6 Weight 1340 Calving Interval 365 BWR 97 WWR 99 YWR 96

GGP



**122 634N** BB-PP 5/8 SM 3/8 AN DOB: 2/17/2025 ASA# 4501774

BW	10/6 Wt.	Adj. 205	WW Ratio	Frame	CE Rating
77	695	709	99	5.4	***

GIBBS 9114G ESSENTIAL  
JC MR MOST WANTED 682K  
JC AY MS FORCE 682D

GW HIGH BALL 102H  
GW MISS HIGH BALL 440K  
GW MISS MARLBORO MAN 122H

CE	BW	WW	YW	ADG	MCE	MILK	MWW	STAY	DOC	YG	MARB	BF	REA	API	TI
18	-3.6	74	112	0.24	10	25	62	21	13	0.01	0.72	0.020	0.39	175	92
Rank	10	10			10	35		5	45		15	99		5	20

DAM INFO Age 3 Weight 1330 Calving Interval 368 BWR 93 WWR 96 YWR 92



**123 939N** HB-PP PB SM DOB: 3/1/2025 ASA# 4502073

BW	10/6 Wt.	Adj. 205	WW Ratio	Frame	CE Rating
67	690	689	99	5.5	***

FIVE STAR JACKSON J10  
KBHR BAD HABIT L135  
KBHR J284 MS RED OCTOBER

GW BREAKTHRU 045C  
GW MISS BREAKTHRU 195J  
GW MISS COWBOY CUT 793E

CE	BW	WW	YW	ADG	MCE	MILK	MWW	STAY	DOC	YG	MARB	BF	REA	API	TI
21	-3.9	79	117	0.24	12	29	68	17	12	-0.25	0.78	-0.048	0.71	192	104
Rank	1	2			1	15	30	35			2			1	3

DAM INFO Age 4 Weight 1575 Calving Interval 364 BWR 84 WWR 102 YWR 100

GGP



**124 763N** BB-PP PB SM DOB: 2/23/2025 ASA# 4501902

BW	10/6 Wt.	Adj. 205	WW Ratio	Frame	CE Rating
78	785	685	98	5.4	***

HOOK'S EAGLE 6E  
IR/JLN BOOMER J425  
KBHR IR/JLN ASTORIA G119

GW SPARKY 369E  
GW MISS SPARKY 926G  
GW MISS BEACON 799E

CE	BW	WW	YW	ADG	MCE	MILK	MWW	STAY	DOC	YG	MARB	BF	REA	API	TI
16	-3.0	84	132	0.31	9	29	70	20	11	-0.44	0.36	-0.049	1.20	172	96
Rank	10	3	35	25	20	15	20	10		20	25		10	10	15

DAM INFO Age 6 Weight 1525 Calving Interval 367 BWR 100 WWR 106 YWR 104

GGP



**125 241N** BB-PP 5/8 SM 3/8 AN DOB: 3/17/2025 ASA# 4501573

BW	10/6 Wt.	Adj. 205	WW Ratio	Frame	CE Rating
87	690	724	104	5.6	***

BRIDLE BIT ECLIPSE E744  
HOOK'S GALILEO 210G  
HOOK'S EVITA 18E

GW QUANTUM LEAP 117B  
GW MISS QUANTUM LEAP 138F  
GW MISS GPRD 393Z

CE	BW	WW	YW	ADG	MCE	MILK	MWW	STAY	DOC	YG	MARB	BF	REA	API	TI
15	-2.0	79	116	0.23	10	35	75	20	16	-0.11	0.78	-0.023	0.42	172	96
Rank	25	20	50		15	1	10	10	20		10			10	15

DAM INFO Age 7 Weight 1520 Calving Interval 371 BWR 105 WWR 105 YWR 105

GGP



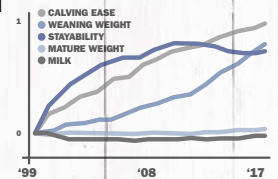
# STAY ABILITY

Simmental-influenced cows stay in the herd longer.

Data from the American Simmental Association

show calving ease, maintenance costs (mature size and milk) and weaning weights all favor balancing your herd with Simmental genetics.

MATERNAL TRAIT GENETIC TRENDS  
PUREBRED SIMMENTAL IN PAST 20 YEARS



For a cow herd that stands the test of time.

## STAND STRONG SIMMENTAL

406-587-4531 • simmental.org

**SimGenetics**  
PROFIT THROUGH SCIENCE  
American Simmental Association

### 126 036N BB-PP 5/8 SM 3/8 AN DOB: 3/5/2025 ASA# 4501372

BW	10/6 Wt.	Adj. 205	WW Ratio	Frame	CE Rating
82	665	646	97	5.6	***

GW SPARKY 369E  
GW JAILBREAK 555J  
GW MISS GPRD 038W

BAR CK PENDLETON 7028  
GW MISS PENDLETON 492H  
GW MISS NIGHTRIDE 637D

CE	BW	WW	YW	ADG	MCE	MILK	MWW	STAY	DOC	YG	MARB	BF	REA	API	TI
15	-4.4	73	119	0.29	11	33	70	17	22	-0.09	0.75	-0.028	0.47	168	95
Rank	25	4			40	4	3	25	30	1		10		10	15

DAM INFO Age 5 Weight 1425 Calving Interval 373 BWR 100 WWR 98 YWR 98

GGP



### 127 041N BB-PP 5/8 SM 3/8 AN DOB: 3/5/2025 ASA# 4501377

BW	10/6 Wt.	Adj. 205	WW Ratio	Frame	CE Rating
77	775	819	116	5.4	***

SOUTHERN FORTUNE TELLER  
GW MEDICINE MAN 200K  
GW MISS PENDLETON 013H

GW JAILBREAK 555J  
GW MISS JAILBREAK 670L  
GW MISS MARLBORO MAN 056F

CE	BW	WW	YW	ADG	MCE	MILK	MWW	STAY	DOC	YG	MARB	BF	REA	API	TI
18	-5.6	82	124	0.	9	33	74	20	15	-0.06	0.50	-0.016	0.65	168	95
Rank	10	2	35	45		20	2	10	10	20		35		10	15

DAM INFO Age 2 Weight 1300 Calving Interval BWR 104 WWR 116 YWR 103

GGP DDC



### 128 839N BB-PP 5/8 SM 3/8 AN DOB: 2/26/2025 ASA# 4501976

BW	10/6 Wt.	Adj. 205	WW Ratio	Frame	CE Rating
78	715	686	103	5.0	***

HOOK'S EAGLE 6E  
JC MR TALON 403G  
JC MS FORCE 403B

GW JACKPOT 027C  
GW MISS JACKPOT 629G  
GW MISS GPRD 485B

CE	BW	WW	YW	ADG	MCE	MILK	MWW	STAY	DOC	YG	MARB	BF	REA	API	TI
15	-3.6	76	116	0.25	10	26	64	20	14	-0.38	0.59	-0.040	1.11	166	92
Rank	25	10			10	35	50	10	35	10	25	50	4	10	20

DAM INFO Age 6 Weight 1475 Calving Interval 362 BWR 104 WWR 103 YWR 105

GGP



### 129 760N BB-PP 5/8 SM 3/8 AN DOB: 2/22/2025 ASA# 4501899

BW	10/6 Wt.	Adj. 205	WW Ratio	Frame	CE Rating
67	705	667	667	5.2	***

GIBBS 9114G ESSENTIAL  
JC MR MOST WANTED 682K  
JC AY MS FORCE 682D

SOUTHERN FORTUNE TELLER  
GW MISS FORTUNE TELLER 532H  
GW MISS QUANTUM LP 778E

CE	BW	WW	YW	ADG	MCE	MILK	MWW	STAY	DOC	YG	MARB	BF	REA	API	TI
16	-3.3	77	128	0.32	8	26	64	20	16	-0.04	0.49	0.004	0.54	161	89
Rank	20	10			40	25	30	30	45	10	15	40		15	30

DAM INFO Age 5 Weight 1675 Calving Interval 368 BWR 107 WWR 104 YWR 102

GGP



### 130 601N BB-PP 5/8 SM 3/8 AN DOB: 2/16/2025 ASA# 4501742

BW	10/6 Wt.	Adj. 205	WW Ratio	Frame	CE Rating
81	700	652	98	5.1	***

SOUTHERN FORTUNE TELLER  
GW MEDICINE MAN 200K  
GW MISS PENDLETON 013H

GW BREAKTHRU 045C  
GW MISS BREAKTHRU 214E  
GW MISS LUCKY ONE U801

CE	BW	WW	YW	ADG	MCE	MILK	MWW	STAY	DOC	YG	MARB	BF	REA	API	TI
14	-3.2	70	110	0.25	9	26	61	17	14	-0.17	0.87	-0.047	0.56	170	94
Rank	30	10			25	35		30	30		5	35		10	20

DAM INFO Age 8 Weight 1280 Calving Interval 365 BWR 106 WWR 98 YWR 99

GGP



### 131 631N HB-PP 5/8 SM 1/4 AN 1/8 AR DOB: 2/17/2025 ASA# 4501771

BW	10/6 Wt.	Adj. 205	WW Ratio	Frame	CE Rating
67	700	699	98	5.6	***

GW TRIPLE CROWN 018C  
GW THREE PEAT 331K  
GW MISS BREAKTHRU 099H

GW COPPERHEAD 919G  
GW MISS COPPERHEAD 524K  
GW MISS REDESTINED 533B

CE	BW	WW	YW	ADG	MCE	MILK	MWW	STAY	DOC	YG	MARB	BF	REA	API	TI
15	-1.9	82	131	0.30	8	20	61	15	17	-0.33	0.75	-0.084	0.81	164	97
Rank	25	25	40	35	35	35		50	5	15	10	3	30	15	10

DAM INFO Age 3 Weight Calving Interval 373 BWR 89 WWR 90 YWR 96

GGP



### 132 155N NDR-PP 5/8 SM 1/4 AR 1/8 AN DOB: 3/10/2025 ASA# 4501491

BW	10/6 Wt.	Adj. 205	WW Ratio	Frame	CE Rating
87	695	673	97	5.7	**

VGW DIRECT DRIVE 512  
GW DEADWOOD 079G  
GW MISS END ZONE 708D

GW CARRY ON Z0219  
GW MISS CARRY ON 299G  
GW MISS PREDESTINED 197Y

CE	BW	WW	YW	ADG	MCE	MILK	MWW	STAY	DOC	YG	MARB	BF	REA	API	TI
11	-1.8	68	111	0.27	7	25	59	16	16	-0.01	0.88	0.007	0.51	162	90
Rank	25					45		45	15		5			15	25

DAM INFO Age 6 Weight 1760 Calving Interval 371 BWR 104 WWR 98 YWR 100

GGP



### 133 683N NDR-PP 5/8 SM 3/8 AR DOB: 2/20/2025 ASA# 4501822

BW	10/6 Wt.	Adj. 205	WW Ratio	Frame	CE Rating
81	720	644	97	5.4	**

BIEBER CL ATOMIC C218  
GW WARHEAD 210J  
GW MISS BEACON 462G

GW REDESTINED 642X  
GW MISS REDESTINED 646B  
GW MISS SIGNATURE 555T

CE	BW	WW	YW	ADG	MCE	MILK	MWW	STAY	DOC	YG	MARB	BF	REA	API	TI
13	-1.1	83	132	0.31	5	23	64	20	15	-0.12	0.50	-0.017	0.68	156	89
Rank	35	35	35	30	30		45	10	20		35			20	30

DAM INFO Age 11 Weight 1505 Calving Interval 366 BWR 99 WWR 97 YWR 100

GGP





**134977N** BB-PP 5/8 SM 9/32 AN 3/32 AR DOB: 3/2/2025 ASA# 4502111

BW	10/6 Wt.	Adj. 205	WW Ratio	Frame	CE Rating
85	720	681	102	5.3	**

GW SPARKY 369E  
GW JAILBREAK 555J  
GW MISS GPRD 038W

BAR CK PENDLETON 7028  
GW MISS PENDLETON 110H  
GW MISS ADVANTAGE 063F

CE	BW	WW	YW	ADG	MCE	MILK	MWW	STAY	DOC	YG	MARB	BF	REA	API	TI
13	-1.1	79	124	0.28	9	37	77	19	23	-0.17	0.60	-0.039	0.66	157	91
Rank	45	35	50	45	50	20	1	5	15	1	25	50		20	25

DAM INFO Age 5 Weight 1525 Calving Interval 369 BWR 104 WWR 109 YWR 108

⚡GGP



**135017N** HB-PP 5/8 SM 3/8 AN DOB: 3/4/2025 ASA# 4501353

BW	10/6 Wt.	Adj. 205	WW Ratio	Frame	CE Rating
87	745	662		5.3	**

SOUTHERN FORTUNE TELLER  
GW MEDICINE MAN 200K  
GW MISS PENDLETON 013H

TJ MARLBORO MAN 360A  
GW MISS MARL MAN 707E  
GW MISS DUE NORTH 834C

CE	BW	WW	YW	ADG	MCE	MILK	MWW	STAY	DOC	YG	MARB	BF	REA	API	TI
13	-0.5	92	148	0.35	8	30	75	16	14	-0.16	0.57	-0.028	0.76	156	97
Rank	35	45	15	10	15	40	10	10	40	30		30	40	20	10

DAM INFO Age 8 Weight Calving Interval 368 BWR 104 WWR 107 YWR 106

⚡GGP



**136327N** BB-PP 5/8 SM 1/4 AN 1/16 AR DOB: 3/27/2025 ASA# 4502144

BW	10/6 Wt.	Adj. 205	WW Ratio	Frame	CE Rating
88	730	752	108	5.8	**

GW TRIPLE CROWN 018C  
GW TRIPLE DOUBLE 276K  
GW MISS DUE NORTH 323H

GW SPARKY 369E  
GW MISS SPARKY 515G  
GW MISS SUBSTANCE 593C

CE	BW	WW	YW	ADG	MCE	MILK	MWW	STAY	DOC	YG	MARB	BF	REA	API	TI
13	-0.5	83	137	0.34	9	25	67	16	17	-0.17	0.67	-0.029	0.90	156	94
Rank	40	45	35	25	15	25	40	35	45	5	20		20	20	20

DAM INFO Age 6 Weight 1420 Calving Interval 374 BWR 88 WWR 105 YWR 98

⚡GGP



**137974N** BB-PP 5/8 SM 3/8 AN DOB: 3/2/2025 ASA# 4502108

BW	10/6 Wt.	Adj. 205	WW Ratio	Frame	CE Rating
80	670	726	102	5.6	*

GW HIGH BALL 102H  
GW CANNON BALL 518L  
GW MISS 231A 392J

TFS DUE NORTH 2659Z  
GW MISS DUE NORTH 754K  
GW MISS PREM BEEF 526B

CE	BW	WW	YW	ADG	MCE	MILK	MWW	STAY	DOC	YG	MARB	BF	REA	API	TI
11	-0.9	81	132	0.32	7	21	61	17	16	-0.10	0.61	-0.009	0.49	153	90
Rank	40	40	30	25				25	15		25			25	30

DAM INFO Age 3 Weight 1335 Calving Interval 389 BWR 105 WWR 103 YWR 106

⚡GGP



**138999N** BB-PP 5/8 SM 3/8 AN DOB: 3/3/2025 ASA# 4502133

BW	10/6 Wt.	Adj. 205	WW Ratio	Frame	CE Rating
89	690	712	101	5.3	*

BAR CK PENDLETON 7028  
GW HIGH BALL 102H  
GW MISS GPRD 341Z

GW BREAKTHRU 045C  
GW MISS BREAKTHRU 721K  
GW MISS HIGH BET 510B

CE	BW	WW	YW	ADG	MCE	MILK	MWW	STAY	DOC	YG	MARB	BF	REA	API	TI
9	-0.4	83	121	0.24	7	21	63	17	12	-0.37	0.84	-0.067	0.96	162	97
Rank	45	35	30		45			25		10	10	15	15	15	15

DAM INFO Age 3 Weight 1215 Calving Interval 360 BWR 112 WWR 105 YWR 96

⚡GGP



**139237N** BB-PP 3/4 SM 1/4 AN DOB: 3/16/2025 ASA# 4501569

BW	10/6 Wt.	Adj. 205	WW Ratio	Frame	CE Rating
87	690	724	101	5.5	*

FIVE STAR JACKSON J10  
KBHR BAD HABIT L135  
KBHR J284 MS RED OCTOBER

GW BREAKTHRU 045C  
GW MISS BREAKTHRU 626K  
GW MISS PREDESTINED 255Y

CE	BW	WW	YW	ADG	MCE	MILK	MWW	STAY	DOC	YG	MARB	BF	REA	API	TI
10	-0.8	88	137	0.31	9	28	72	16	12	-0.25	0.76	-0.045	0.78	161	99
Rank	40	20	25	30	25	20	15	35		35	10	35	35	15	10

DAM INFO Age 3 Weight 1450 Calving Interval 370 BWR 100 WWR 97 YWR 95

⚡GGP DDC



**140904N** BB-PP 3/4 SM 1/4 AN DOB: 2/28/2025 ASA# 4502039

BW	10/6 Wt.	Adj. 205	WW Ratio	Frame	CE Rating
90	700	640	96	6.5	*

HOOK'S EAGLE 6E  
IR/JLN BOOMER J425  
KBHR IR/JLN ASTORIA G119

TJ MARLBORO MAN 360A  
GW MISS MARLBORO MAN 809F  
GW MISS DUAL COMBO 634D

CE	BW	WW	YW	ADG	MCE	MILK	MWW	STAY	DOC	YG	MARB	BF	REA	API	TI
8	-0.4	83	132	0.30	7	26	67	18	12	-0.30	0.65	-0.030	1.09	155	93
Rank	45	35	30	35		35	35	20		20	20		5	25	20

DAM INFO Age 7 Weight 1330 Calving Interval 365 BWR 104 WWR 95 YWR 98

⚡GGP



**141 798N** BB-PP 5/8 SM 3/16 AN 3/16 AR DOB: 2/24/2025 ASA# 4501936

BW	10/6 Wt.	Adj. 205	WW Ratio	Frame	CE Rating
86	760	716	100	5.2	*

GW HIGH BALL 102H  
GW CANNON BALL 518L  
GW MISS 231A 392J

GW DEADWOOD 079G  
GW MISS DEADWOOD 773K  
GW MISS MOVIN ON 070F

CE	BW	WW	YW	ADG	MCE	MILK	MWW	STAY	DOC	YG	MARB	BF	REA	API	TI
10	-0.8	77	124	0.29	7	21	60	17	14	-0.13	0.86	-0.016	0.77	163	94
Rank	40		45	40	50			30	40		5		35	15	20

DAM INFO Age 3 Weight 1260 Calving Interval 363 BWR 111 WWR 100 YWR 99

⚡GGP



**142 280N** BB-PP 5/8 SM 1/4 AR 1/8 AN DOB: 3/21/2025 ASA# 4501612

BW	10/6 Wt.	Adj. 205	WW Ratio	Frame	CE Rating
96	705	739	106	5.7	*

VGW DIRECT DRIVE 512  
GW DEADWOOD 079G  
GW MISS END ZONE 708D

TFS DUE NORTH 2659Z  
GW MISS DUE NORTH 438H  
GW MISS PREM BEEF 900E

CE	BW	WW	YW	ADG	MCE	MILK	MWW	STAY	DOC	YG	MARB	BF	REA	API	TI
10	0.5	80	130	0.31	5	26	66	19	17	-0.07	0.69	0.005	0.64	156	90
Rank		45	35	30		35	40	15	10		15			20	30

DAM INFO Age 5 Weight 1470 Calving Interval 376 BWR 106 WWR 103 YWR 102

⚡GGP



**143 136N** BB-PP 5/8 SM 1/4 AR 1/8 AN DOB: 3/9/2025 ASA# 4501473

BW	10/6 Wt.	Adj. 205	WW Ratio	Frame	CE Rating
91	680	681	98	5.9	*

SOUTHERN FORTUNE TELLER  
GW MEDICINE MAN 200K  
GW MISS PENDLETON 013H

5L ADVANTAGE 560-108B  
GW MISS ADVANTAGE 859D  
GW MISS GLD DIGGER 239Y

CE	BW	WW	YW	ADG	MCE	MILK	MWW	STAY	DOC	YG	MARB	BF	REA	API	TI
8	0.6	94	149	0.35	5	27	73	15	18	-0.18	0.50	-0.061	0.54	141	94
Rank		10	10	15		25	15		4		35	15		40	20

DAM INFO Age 9 Weight 1790 Calving Interval 368 BWR 107 WWR 99 YWR 97

⚡GGP



**144 580N** DB-PP 5/8 SM 5/16 AN 1/16 AR DOB: 2/15/2025 ASA# 4501722

BW	10/6 Wt.	Adj. 205	WW Ratio	Frame	CE Rating
72		706	100	4.6	**

CCR BONAFIDE 5116F  
CCR PRIMAL 8036K  
CCR MS COMMAND 8036F

CLRS HERO 8086H  
GW MISS HERO 404L  
GW MISS PENDLETON 131J

CE	BW	WW	YW	ADG	MCE	MILK	MWW	STAY	DOC	YG	MARB	BF	REA	API	TI
15	-1.2	80	117	0.23	9	29	69	21	12	-0.18	0.45	-0.019	0.74	156	87
Rank	20	35	45			25	15	25	4		45		45	20	35

DAM INFO Age 2 Weight 1120 Calving Interval BWR 97 WWR 100 YWR 97

⚡GGP



**145 169N** BB-PP 5/8 SM 3/8 AN DOB: 3/11/2025 ASA# 4501504

BW	10/6 Wt.	Adj. 205	WW Ratio	Frame	CE Rating
81	685	687	103	5.5	**

CCR BONAFIDE 5116F  
CCR PRIMAL 8036K  
CCR MS COMMAND 8036F

GW BREAKTHRU 045C  
GW MISS BREAKTHRU 291G  
GW MISS MARL MAN 054D

CE	BW	WW	YW	ADG	MCE	MILK	MWW	STAY	DOC	YG	MARB	BF	REA	API	TI
12	-1.1	81	111	0.19	8	32	73	19	16	-0.03	0.86	0.011	0.58	168	96
Rank	45	35	40		30	4	15	15	15		5			10	15

DAM INFO Age 6 Weight Calving Interval 372 BWR 92 WWR 102 YWR 94

⚡GGP



**146 100N** BB-PP 5/8 SM 3/8 AN DOB: 3/7/2025 ASA# 4501437

BW	10/6 Wt.	Adj. 205	WW Ratio	Frame	CE Rating
75	685	673	101	5.6	**

BAR CK PENDLETON 7028  
GW HIGH BALL 102H  
GW MISS GPRD 341Z

GW TRIPLE CROWN 018C  
GW MISS TRIPLE CROWN 321J  
GW MISS DUAL COMBO 728D

CE	BW	WW	YW	ADG	MCE	MILK	MWW	STAY	DOC	YG	MARB	BF	REA	API	TI
11	-1.8	86	141	0.34	9	19	62	18	14	-0.13	0.75	-0.024	0.97	166	98
Rank	25	25	20	15	20			25	30		10		15	10	10

DAM INFO Age 4 Weight 1210 Calving Interval 375 BWR 92 WWR 98 YWR 107

⚡GGP



**147 689N** BB-PP 5/8 SM 9/32 AN 3/32 AR DOB: 2/20/2025 ASA# 4501828

BW	10/6 Wt.	Adj. 205	WW Ratio	Frame	CE Rating
70	720	703	99	5.6	**

BAR CK PENDLETON 7028  
GW HIGH BALL 102H  
GW MISS GPRD 341Z

GW WARHEAD 210J  
GW MISS WARHEAD 705L  
GW MISS PREDOMINATE 566C

CE	BW	WW	YW	ADG	MCE	MILK	MWW	STAY	DOC	YG	MARB	BF	REA	API	TI
14	-0.7	90	146	0.35	9	19	64	18	14	-0.03	0.66	0.010	0.64	165	97
Rank	25	40	20	15	20		45	25	40		20			15	10

DAM INFO Age 2 Weight 1225 Calving Interval BWR 95 WWR 99 YWR 109

⚡GGP



**148 166N** BB-PP 5/8 SM 3/8 AN DOB: 3/11/2025 ASA# 4501502

BW	10/6 Wt.	Adj. 205	WW Ratio	Frame	CE Rating
86	690	701	101	5.7	*

BAR CK PENDLETON 7028  
GW HIGH BALL 102H  
GW MISS GPRD 341Z

TJ HIGH BET 236X  
GW MISS HIGH BET 510B  
GW MISS MOON 945W

CE	BW	WW	YW	ADG	MCE	MILK	MWW	STAY	DOC	YG	MARB	BF	REA	API	TI
9	0.3	93	148	0.34	8	24	70	17	12	-0.05	0.85	-0.028	0.48	166	102
EPDs															
Rank															

DAM INFO Age 11 Weight 1515 Calving Interval 368 BWR 98 WWR 102 YWR 100

✂GGP



**149 767N** HB-PP 5/8 SM 7/32 AN 5/32 AR DOB: 2/23/2025 ASA# 4501906

BW	10/6 Wt.	Adj. 205	WW Ratio	Frame	CE Rating
85	770	715	102	6.2	**

GIBBS 9114G ESSENTIAL  
JC MR MOST WANTED 682K  
JC AY MS FORCE 682D

GW DEADWOOD 079G  
GW MISS DEADWOOD 518K  
GW MISS MOVIN ON 034F

CE	BW	WW	YW	ADG	MCE	MILK	MWW	STAY	DOC	YG	MARB	BF	REA	API	TI
13	-1.1	84	135	0.31	8	27	69	19	20	-0.04	0.62	-0.009	0.59	161	93
EPDs															
Rank															

DAM INFO Age 3 Weight 1185 Calving Interval 379 BWR 99 WWR 99 YWR 99

✂GGP



**150 337N** HB-PP 5/8 SM 9/32 AR 3/32 AN DOB: 3/30/2025 ASA# 4502154

BW	10/6 Wt.	Adj. 205	WW Ratio	Frame	CE Rating
84	690	757	109	5.8	**

GIBBS 9114G ESSENTIAL  
KBHR CLIMAX L054  
KBHR DEBUTANTE H113

VGW DIRECT DRIVE 512  
GW MISS DIRECT DRIVE 847H  
GW MISS CARRY ON 586C

CE	BW	WW	YW	ADG	MCE	MILK	MWW	STAY	DOC	YG	MARB	BF	REA	API	TI
12	-0.9	97	159	0.38	7	24	73	18	15	0.00	0.80	0.009	0.48	173	105
EPDs															
Rank															

DAM INFO Age 5 Weight 1345 Calving Interval 372 BWR 97 WWR 101 YWR 96

✂GGP



**151 595N** BB-PP 5/8 SM 3/8 AN DOB: 2/15/2025 ASA# 4501736

BW	10/6 Wt.	Adj. 205	WW Ratio	Frame	CE Rating
66	745	746	106	5.3	***

SOUTHERN FORTUNE TELLER  
GW MEDICINE MAN 200K  
GW MISS PENDLETON 013H

GW HIGH BALL 102H  
GW MISS HIGH BALL 066L  
GW MISS BREAKTHRU 294H

CE	BW	WW	YW	ADG	MCE	MILK	MWW	STAY	DOC	YG	MARB	BF	REA	API	TI
18	-5.4	81	125	0.28	10	26	67	21	15	0.02	0.76	-0.016	0.46	184	100
EPDs															
Rank															

DAM INFO Age 2 Weight 1255 Calving Interval BWR 90 WWR 106 YWR 101

✂GGP



**152 614N** HB-PP 5/8 SM 1/4 AR 1/8 AN DOB: 2/16/2025 ASA# 4501754

BW	10/6 Wt.	Adj. 205	WW Ratio	Frame	CE Rating
70	715	681	96	5.1	***

GIBBS 9114G ESSENTIAL  
JC MR MOST WANTED 682K  
JC AY MS FORCE 682D

BIEBER CL STOCKMARKET E119  
GW MISS STOCKMARKET 515L  
GW MISS COWBOY CUT 764E

CE	BW	WW	YW	ADG	MCE	MILK	MWW	STAY	DOC	YG	MARB	BF	REA	API	TI
23	-5.7	68	113	0.28	12	26	60	25	17	0.18	0.79	0.064	-0.02	197	93
EPDs															
Rank															

DAM INFO Age 2 Weight 1120 Calving Interval BWR 94 WWR 96 YWR 103

✂GGP



**153 565N** BB-PP 5/8 SM 3/8 AN DOB: 2/14/2025 ASA# 4501709

BW	10/6 Wt.	Adj. 205	WW Ratio	Frame	CE Rating
72	705	755	107	5.1	***

TJ NIGHT OWL 561H  
WSR WALK ON 49L  
WSR MISS ECLIPSE 42J

GW HIGH BALL 102H  
GW MISS HIGH BALL 349L  
GW MISS DUE NORTH 411J

CE	BW	WW	YW	ADG	MCE	MILK	MWW	STAY	DOC	YG	MARB	BF	REA	API	TI
16	-2.5	85	124	0.25	8	26	69	26	18	0.09	0.86	0.011	0.09	191	100
EPDs															
Rank															

DAM INFO Age 2 Weight 1195 Calving Interval BWR 97 WWR 107 YWR 99

✂GGP



**154 979N** HB-PP 5/8 SM 3/8 AN DOB: 3/2/2025 ASA# 4502113

BW	10/6 Wt.	Adj. 205	WW Ratio	Frame	CE Rating
74	710	722	104	5.1	***

BAR CK PENDLETON 7028  
GW HIGH BALL 102H  
GW MISS GPRD 341Z

GW PREDESTINED 770Y  
GW MISS PD 770Y 480B  
GW MISS PREM BEEF 038X

CE	BW	WW	YW	ADG	MCE	MILK	MWW	STAY	DOC	YG	MARB	BF	REA	API	TI
20	-4.3	69	111	0.27	12	21	55	22	11	-0.16	0.71	-0.017	0.52	181	91
EPDs															
Rank															

DAM INFO Age 11 Weight 1570 Calving Interval 368 BWR 95 WWR 100 YWR 99

✂GGP



**155 885N** HB-PP 5/8 SM 1/4 AR 1/8 AN DOB: 2/27/2025 ASA# 4502020

BW	10/6 Wt.	Adj. 205	WW Ratio	Frame	CE Rating
81	740	701	101	5.3	***

VGW DIRECT DRIVE 512  
GW DEADWOOD 079G  
GW MISS END ZONE 708D

GW JACKPOT 027C  
GW MISS JACKPOT 800F  
GW MISS SPARTAN 717D

CE	BW	WW	YW	ADG	MCE	MILK	MWW	STAY	DOC	YG	MARB	BF	REA	API	TI
18	-3.2	73	113	0.25	8	29	65	23	18	-0.01	0.74	-0.004	0.24	179	92
EPDs															
Rank															

DAM INFO Age 7 Weight 1495 Calving Interval 369 BWR 100 WWR 105 YWR 104

✂GGP



**156742N** BB-PP 3/4 SM 7/32 AN 1/32 AR DOB: 2/22/2025 ASA# 4501881

BW	10/6 Wt.	Adj. 205	WW Ratio	Frame	CE Rating
78	705	668	96	5.7	****

FIVE STAR JACKSON J10  
KBHR BAD HABIT L135  
KBHR J284 MS RED OCTOBER

BAR CK PENDLETON 7028  
GW MISS PENDLETON 198J  
GW MISS SPARKY 141G

CE	BW	WW	YW	ADG	MCE	MILK	MWW	STAY	DOC	YG	MARB	BF	REA	API	TI	
17	-2.9	74	118	0.28	11	26	63	19	12	-0.25	0.80	-0.040	0.82	175	95	
Rank	15	15			50	4	35		15		35	10	50	30	5	15

DAM INFO Age 4 Weight 1325 Calving Interval 362 BWR 93 WWR 83 YWR 98



**157557N** BB-PP 5/8 SM 3/8 AN DOB: 2/13/2025 ASA# 4501701

BW	10/6 Wt.	Adj. 205	WW Ratio	Frame	CE Rating
75	695	696	98	4.3	****

HOOK'S EAGLE 6E  
JC MR TALON 403G  
JC MS FORCE 403B

GW BREAKTHRU 045C  
GW MISS BREAKTHRU 949L  
GW MISS JACKPOT 800F

CE	BW	WW	YW	ADG	MCE	MILK	MWW	STAY	DOC	YG	MARB	BF	REA	API	TI
16	-3.1	75	114	0.25	10	25	62	21	18	-0.08	0.65	0.001	0.57	169	91
Rank	15	10			10	45		5	4		20			10	25

DAM INFO Age 2 Weight 1245 Calving Interval BWR 101 WWR 98 YWR 99



**158758N** DB-PP 5/8 SM 9/32 AN 3/32 AR DOB: 2/22/2025 ASA# 4501897

BW	10/6 Wt.	Adj. 205	WW Ratio	Frame	CE Rating

BAR CK PENDLETON 7028  
GW HIGH BALL 102H  
GW MISS GPRD 341Z

GW MOVIN ON 183C  
GW MISS MOVIN ON 421K  
GW MISS DIRCT DRIVE 999E

CE	BW	WW	YW	ADG	MCE	MILK	MWW	STAY	DOC	YG	MARB	BF	REA	API	TI
9	-0.1	102	169	0.42	5	21	73	13	9	-0.15	0.73	-0.051	0.84	156	105
Rank		50	2	2	2		15				15	25	25	20	2

DAM INFO Age 3 Weight 1360 Calving Interval 369 BWR 103 WWR 108 YWR 106



**159919N** HB-PP 5/8 SM 1/4 AR 1/8 AN DOB: 3/1/2025 ASA# 4502053

BW	10/6 Wt.	Adj. 205	WW Ratio	Frame	CE Rating
76	690	702	98	5.3	****

BIEBER CL ATOMIC C218  
GW WARHEAD 210J  
GW MISS BEACON 462G

REDHILL 672X X004 231A  
GW MISS 231A 422K  
GW MISS HIGH BET 237A

CE	BW	WW	YW	ADG	MCE	MILK	MWW	STAY	DOC	YG	MARB	BF	REA	API	TI
18	-6.7	67	105	0.24	10	24	57	22	15	0.09	0.49	0.040	0.08	166	85
Rank	10	1			15	50		3	30	99	40	99	99	10	45

DAM INFO Age 3 Weight Calving Interval 382 BWR 92 WWR 95 YWR 92



## Why consider the Gateway LUCKY CROSS™ Program?

### MORE HETEROISIS, BROADER GENETIC BASE:

- Lucky Cross parameters are 3/8 to 5/8 Simmental with a focus on broadening the base for the balance. Sustainable crossbreeding.
- Forget about politics and make them good: Let the data and science speak for itself.

### MATERNAL OUTCROSS OPTION TO COMPLEMENT THE PUREBRED ANGUS COW:

- Someone needs to do it. Lots of maternal cattle have been over selected for growth, without the benefits of considering maternal heterosis.
- We focus on maternal shape with proven genetics that are genetically maternal.
- We don't question the science, we make the figures match the claim.

### LONG TERM APPROACH:

- Our family operation strives to sustain itself over generations. The fourth generation is currently stepping in, and the fifth generation is coming.
- We have a long term vision, not just focused on the next sale or the next hot bull.

### BULLS ARE ALL RAISED ON THE SAME RANCH:

- No cooperators or outside consignors
- Big sire groups

### PUSHING THE ENVELOPE FOR MARBLING:

- Make the pounds we produce worth more.



Whichever direction you are going, they cross.

*It's not just a bull or a breed - it's a program.*

**160 848N** BB-PP 5/8 SM 9/32 AN 3/32 AR DOB: 2/26/2025 ASA# 4501985

BW	10/6 Wt.	Adj. 205	WW Ratio	Frame	CE Rating
78	710	722	101	4.7	***

GIBBS 9114G ESSENTIAL  
JC MR MOST WANTED 682K  
JC AY MS FORCE 682D

GW SPARKY 369E  
GW MISS SPARKY 810K  
GW MISS GPRD 496A

CE	BW	WW	YW	ADG	MCE	MILK	MWW	STAY	DOC	YG	MARB	BF	REA	API	TI
19	-3.9	66	108	0.26	11	29	62	18	16	-0.14	0.60	0.007	0.87	164	87
Rank	5	10			5	15		20	10		25		25	15	40

DAM INFO Age 3 Weight 1200 Calving Interval 372 BWR 103 WWR 103 YWR 99

✂GGP



**161 732N** BB-PP 5/8 SM 3/8 AN DOB: 2/21/2025 ASA# 4501871

BW	10/6 Wt.	Adj. 205	WW Ratio	Frame	CE Rating
77	760	731	102	5.7	***

GIBBS 9114G ESSENTIAL  
JC MR MOST WANTED 682K  
JC AY MS FORCE 682D

SOUTHERN FORTUNE TELLER  
GW MISS FORTUNE TELLER 476K  
GW MISS CARRY ON 857F

CE	BW	WW	YW	ADG	MCE	MILK	MWW	STAY	DOC	YG	MARB	BF	REA	API	TI
16	-3.8	68	103	0.22	9	29	63	21	16	-0.02	0.45	0.012	0.48	157	82
Rank	15	10			30	15	50	4	15		45			20	

DAM INFO Age 3 Weight Calving Interval 373 BWR 99 WWR 104 YWR 98

✂GGP



**162 874N** BB-PP 5/8 SM 3/8 AN DOB: 2/27/2025 ASA# 4502010

BW	10/6 Wt.	Adj. 205	WW Ratio	Frame	CE Rating
80	745	678	102	5.8	***

TJ NIGHT OWL 561H  
WSR WALK ON 49L  
WSR MISS ECLIPSE 42J

TFS DUE NORTH 2659Z  
GW MISS DUE NORTH 424G  
GW MISS PREM BEEF 186B

CE	BW	WW	YW	ADG	MCE	MILK	MWW	STAY	DOC	YG	MARB	BF	REA	API	TI
17	-3.7	76	114	0.24	8	32	69	30	17	0.03	0.66	0.012	0.31	190	92
Rank	10	10			40	5	25	1	10		20		99	2	20

DAM INFO Age 6 Weight 1385 Calving Interval 368 BWR 98 WWR 107 YWR 108

✂GGP



**163 706N** BB-PP 3/4 SM 1/4 AN DOB: 2/20/2025 ASA# 4501845

BW	10/6 Wt.	Adj. 205	WW Ratio	Frame	CE Rating
59	700	614		5.4	***

GIBBS 9114G ESSENTIAL  
KBHR CLIMAX L054  
KBHR DEBUTANTE H113

BAR CK PENDLETON 7028  
GW MISS PENDLETON 520J  
GW MISS SPARKY 759G

CE	BW	WW	YW	ADG	MCE	MILK	MWW	STAY	DOC	YG	MARB	BF	REA	API	TI
17	-4.2	88	134	0.29	10	28	72	22	15	-0.10	0.81	-0.013	0.54	187	104
Rank	15	5	20	30	40	10	15	15	3	30	10		10	2	3

DAM INFO Age 4 Weight 1460 Calving Interval 359 BWR 108 WWR 106 YWR 96

✂GGP Twin.



**164 711N** BB-PP 5/8 SM 3/8 AN DOB: 2/21/2025 ASA# 4501850

BW	10/6 Wt.	Adj. 205	WW Ratio	Frame	CE Rating
75	735	646	97	5.9	***

TJ NIGHT OWL 561H  
WSR WALK ON 49L  
WSR MISS ECLIPSE 42J

GW BREAKTHRU 045C  
GW MISS BREAKTHRU 555H  
GW MISS DUE NORTH 611E

CE	BW	WW	YW	ADG	MCE	MILK	MWW	STAY	DOC	YG	MARB	BF	REA	API	TI
15	-4.0	76	124	0.30	8	27	65	19	18	0.09	0.93	-0.019	-0.02	181	99
Rank	25	10	45	35	30	25	45	15	4	99	4		99	3	10

DAM INFO Age 5 Weight 1225 Calving Interval 367 BWR 92 WWR 91 YWR 104

✂GGP



**165 150N** BB-PP 1/2 SM 1/2 AN DOB: 3/10/2025 ASA# 4501487

BW	10/6 Wt.	Adj. 205	WW Ratio	Frame	CE Rating
79	690	701	105	5.7	***

LEACHMAN PROPHET J030Z  
SOUTHERN FORTUNE TELLER  
GW MISS PREM BEEF 246Z

MF DUAL GAMBLER 57X  
GW MISS DL GAMBLER 783D  
GW MISS GPRD 223X

CE	BW	WW	YW	ADG	MCE	MILK	MWW	STAY	DOC	YG	MARB	BF	REA	API	TI
14	-2.3	81	126	0.28	8	27	67	16	17	-0.15	0.82	-0.013	1.01	168	98
Rank	30	20	40	40	50	35	25	35	40	10	10		10	10	10

DAM INFO Age 9 Weight 1445 Calving Interval 368 BWR 98 WWR 102 YWR 100

✂GGP



**166702N** BB-PP 3/4 SM 1/8 AN 1/8 AR DOB: 2/20/2025 ASA# 4501841

BW	10/6 Wt.	Adj. 205	WW Ratio	Frame	CE Rating
70	735	676	96	5.1	***

GIBBS 9114G ESSENTIAL  
KBHR CLIMAX L054  
KBHR DEBUTANTE H113

SOUTHERN FORTUNE TELLER  
GW MISS FORTUNE TELLER 407K  
GW MISS ADVANTAGE 166G

CE	BW	WW	YW	ADG	MCE	MILK	MWW	STAY	DOC	YG	MARB	BF	REA	API	TI
15	-2.5	85	133	0.30	9	29	71	16	15	-0.19	0.70	-0.033	0.65	165	98
Rank	20	15	30	30	35	25	15	20	45	20	50	15	50	10	10

DAM INFO Age 3 Weight 1285 Calving Interval 371 BWR 98 WWR 100 YWR 102

GGP DDC



**167547N** BB-PP 5/8 SM 1/4 AR 1/8 AN DOB: 2/12/2025 ASA# 4501691

BW	10/6 Wt.	Adj. 205	WW Ratio	Frame	CE Rating
79	705	703	99	5.3	***

GW TRIPLE CROWN 018C  
GW THREE FORKS 432L  
GW MISS CONQUEST 538C

GW WARHEAD 210J  
GW MISS WARHEAD 422L  
GW MISS FORTUNE TELLER 581J

CE	BW	WW	YW	ADG	MCE	MILK	MWW	STAY	DOC	YG	MARB	BF	REA	API	TI
15	-2.9	82	130	0.30	8	26	67	16	18	0.02	0.64	0.001	0.38	160	94
Rank	20	15	35	35	35	30	35	35	45	5	20			15	15

DAM INFO Age 2 Weight 1285 Calving Interval BWR 106 WWR 99 YWR 97

GGP



**168577N** BB-PP 5/8 SM 3/8 AN DOB: 2/15/2025 ASA# 4501719

BW	10/6 Wt.	Adj. 205	WW Ratio	Frame	CE Rating
72	730	727	104	5.3	***

HOOK'S EAGLE 6E  
JC MR TALON 403G  
JC MS FORCE 403B

GW JAILBREAK 555J  
GW MISS JAILBREAK 737L  
GW MISS MARLBORO MAN 913G

CE	BW	WW	YW	ADG	MCE	MILK	MWW	STAY	DOC	YG	MARB	BF	REA	API	TI
15	-4.0	70	109	0.25	10	30	65	21	16	-0.28	0.49	-0.020	1.15	161	86
Rank	25	10			15	10	40	3	15	25	40		3	15	40

DAM INFO Age 2 Weight 1250 Calving Interval BWR 97 WWR 104 YWR 102

GGP



**169842N** BB-PP 5/8 SM 1/4 AR 1/8 AN DOB: 2/26/2025 ASA# 4501979

BW	10/6 Wt.	Adj. 205	WW Ratio	Frame	CE Rating
74	695	682	98	5.5	***

GW HIGH BALL 102H  
GW LEWISTOWN 452L  
GW MISS JACKPOT 881F

5L ADVANTAGE 560-108B  
GW MISS ADVANTAGE 449H  
GW MISS LUCKY CHARM 761T

CE	BW	WW	YW	ADG	MCE	MILK	MWW	STAY	DOC	YG	MARB	BF	REA	API	TI
14	-3.5	74	119	0.28	9	27	64	15	15	-0.15	0.70	-0.055	0.23	160	93
Rank	30	10			50	20	25	45	50	20	15	25	99	15	20

DAM INFO Age 5 Weight 1395 Calving Interval 369 BWR 94 WWR 100 YWR 101

GGP



**170152N** BB-PP 5/8 SM 3/8 AN DOB: 3/10/2025 ASA# 4501489

BW	10/6 Wt.	Adj. 205	WW Ratio	Frame	CE Rating
80	735	780	109	5.4	***

LEACHMAN PROPHET J030Z  
SOUTHERN FORTUNE TELLER  
GW MISS PREM BEEF 246Z

CCR COMMANDER 5135F  
GW MISS COMMANDER 314K  
GW MISS BEACON 816E

CE	BW	WW	YW	ADG	MCE	MILK	MWW	STAY	DOC	YG	MARB	BF	REA	API	TI
13	-2.8	82	125	0.27	8	28	69	16	12	-0.32	0.63	-0.042	1.05	158	95
Rank	35	15	40	45	30	20	25	45		15	20	35	10	20	15

DAM INFO Age 3 Weight 1285 Calving Interval 388 BWR 104 WWR 109 YWR 105

GGP



**171587N** DB-PP 5/8 SM 3/8 AN DOB: 2/15/2025 ASA# 4501728

BW	10/6 Wt.	Adj. 205	WW Ratio	Frame	CE Rating
70	715	716	102	5.3	***

GIBBS 9114G ESSENTIAL  
JC MR MOST WANTED 682K  
JC AY MS FORCE 682D

GW MOVIN ON 183C  
GW MISS MOVIN ON 029L  
GW MISS MONARCH 479J

CE	BW	WW	YW	ADG	MCE	MILK	MWW	STAY	DOC	YG	MARB	BF	REA	API	TI
16	-3.0	72	115	0.26	10	27	63	17	15	-0.13	0.58	-0.017	0.64	157	88
Rank	15	15			15	30		25	25		25			20	35

DAM INFO Age 2 Weight 1280 Calving Interval BWR 95 WWR 102 YWR 98

GGP



**172609N** BB-PP 5/8 SM 1/4 AN 1/8 AR DOB: 2/16/2025 ASA# 4501750

BW	10/6 Wt.	Adj. 205	WW Ratio	Frame	CE Rating
76	715	709	101	5.1	***

GW MOVIN ON 183C  
GW SPARKY 369E  
GW MISS CONQUEST 538C

GW HIGH BALL 102H  
GW MISS HIGH BALL 382L  
GW MISS QUANTUM LEAP 061G

CE	BW	WW	YW	ADG	MCE	MILK	MWW	STAY	DOC	YG	MARB	BF	REA	API	TI
14	-3.6	70	106	0.23	8	24	59	13	15	-0.21	0.73	-0.036	0.75	154	91
Rank	30	10			45	50			20	45	15	50	40	25	25

DAM INFO Age 2 Weight 1185 Calving Interval BWR 102 WWR 101 YWR 96

GGP



**173243N** BB-PP 5/8 SM 3/8 AN DOB: 3/17/2025 ASA# 4501575

BW	10/6 Wt.	Adj. 205	WW Ratio	Frame	CE Rating
82	730	717	108	5.8	***

HOOK'S FRONTLINE 40F  
JC MR MOTOWN 636J  
BROWN MS QUANAH 505B

GW JACKPOT 027C  
GW MISS JACKPOT 276F  
GW MISS GOLD D 909B

CE	BW	WW	YW	ADG	MCE	MILK	MWW	STAY	DOC	YG	MARB	BF	REA	API	TI
13	-1.7	71	117	0.29	9	30	66	17	16	-0.20	0.66	-0.023	0.96	156	88
Rank	40	25			40	25	10	40	30	15	50	20	15	20	35

DAM INFO Age 7 Weight 1545 Calving Interval 366 BWR 103 WWR 108 YWR 111

GGP



### 174606N BB-PP 5/8 SM 3/8 AN DOB: 2/16/2025 ASA# 4501747

BW	10/6 Wt.	Adj. 205	WW Ratio	Frame	CE Rating
82	725	706	100	5.1	***

GIBBS 9114G ESSENTIAL  
JC MR MOST WANTED 682K  
JC AY MS FORCE 682D

GIBBS 7019E BRONCO  
GW MISS BRONCO 712L  
GW MISS BREAKTHRU 285G

CE	BW	WW	YW	ADG	MCE	MILK	MWW	STAY	DOC	YG	MARB	BF	REA	API	TI
16	-2.5	68	106	0.24	10	29	63	22	12	-0.06	0.39	0.014	0.58	153	80
Rank	15	15			15	15	50	3						25	

DAM INFO Age 2 Weight 1340 Calving Interval BWR 110 WWR 100 YWR 97

GGP



### 175570N HB-PP 5/8 SM 3/8 AN DOB: 2/14/2025 ASA# 4501713

BW	10/6 Wt.	Adj. 205	WW Ratio	Frame	CE Rating
74	685	680			***

HOOK'S EAGLE 6E  
JC MR TALON 403G  
JC MS FORCE 403B

GW SMOKE SIGNAL 933J  
GW MISS SMOKE SIGNAL 780L  
GW MISS JACKPOT 687H

CE	BW	WW	YW	ADG	MCE	MILK	MWW	STAY	DOC	YG	MARB	BF	REA	API	TI
17	-3.8	65	110	0.28	10	27	60	23	18	-0.13	0.57	-0.003	0.68	170	85
Rank	15	10			50	15	25	1	3		30			10	45

DAM INFO Age 2 Weight 1225 Calving Interval BWR 100 WWR WWR YWR

GGP



### 176970N BB-PP 5/8 SM 3/8 AN DOB: 3/2/2025 ASA# 4502104

BW	10/6 Wt.	Adj. 205	WW Ratio	Frame	CE Rating
72	730	660	99	5.6	***

BAR CK PENDLETON 7028  
GW HIGH BALL 102H  
GW MISS GPRD 341Z

TFS DUE NORTH 2659Z  
GW MISS DUE NORTH 420G  
GW MISS PREM BEEF 238Z

CE	BW	WW	YW	ADG	MCE	MILK	MWW	STAY	DOC	YG	MARB	BF	REA	API	TI
18	-4.1	71	107	0.22	11	21	57	24	13	-0.12	0.96	-0.007	0.61	196	97
Rank	10	5			3			1	50		3			1	10

DAM INFO Age 6 Weight 1410 Calving Interval 369 BWR 98 WWR 96 YWR 98

GGP



### 177581N BB-PP 5/8 SM 3/8 AN DOB: 2/14/2025 ASA# 4501723

BW	10/6 Wt.	Adj. 205	WW Ratio	Frame	CE Rating
71	665	673	95	5.1	***

GIBBS 9114G ESSENTIAL  
JC MR MOST WANTED 682K  
JC AY MS FORCE 682D

GW HIGH BALL 102H  
GW MISS HIGH BALL 300L  
GW MISS BREAKTHRU 525J

CE	BW	WW	YW	ADG	MCE	MILK	MWW	STAY	DOC	YG	MARB	BF	REA	API	TI
19	-5.9	71	118	0.29	10	25	60	21	14	0.01	0.79	0.022	0.41	185	96
Rank	4	1			40	10	45	10	35		10	99		2	15

DAM INFO Age 2 Weight 1260 Calving Interval BWR 96 WWR 95 YWR 94

GGP



### 178012N BB-PP 1/2 SM 3/8 AR 1/8 AN DOB: 3/4/2025 ASA# 4501348

BW	10/6 Wt.	Adj. 205	WW Ratio	Frame	CE Rating
78	650	618	93	5.1	***

GW TRIPLE CROWN 018C  
GW THREE FORKS 432L  
GW MISS CONQUEST 538C

5L ADVANTAGE 560-108B  
GW MISS ADVANTAGE 043E  
GW MISS LUCKY CHARM 092W

CE	BW	WW	YW	ADG	MCE	MILK	MWW	STAY	DOC	YG	MARB	BF	REA	API	TI
19	-5.1	65	105	0.25	10	24	57	16	16	-0.04	0.70	-0.014	0.19	167	89
Rank	4	2			10	50		40	15		15			10	30

DAM INFO Age 8 Weight 1395 Calving Interval 316 BWR 100 WWR 94 YWR 99

GGP



### 179739N BB-PP 5/8 SM 3/8 AN DOB: 2/22/2025 ASA# 4501878

BW	10/6 Wt.	Adj. 205	WW Ratio	Frame	CE Rating
78	715	692	98	4.9	***

CCR BONAFIDE 5116F  
CCR PRIMAL 8036K  
CCR MS COMMAND 8036F

GW TRIPLE CROWN 018C  
GW MISS TRIPLE CROWN 373L  
GW MISS PENDLETON 125J

CE	BW	WW	YW	ADG	MCE	MILK	MWW	STAY	DOC	YG	MARB	BF	REA	API	TI
14	-2.5	87	138	0.32	9	26	69	16	19	-0.10	0.70	-0.019	0.66	164	99
Rank	30	15	25	20	25	20	35	25	40	2	15			15	10

DAM INFO Age 2 Weight 1120 Calving Interval BWR 105 WWR 98 YWR 107

GGP



### 180719N BB-PP 5/8 SM 3/8 AN DOB: 2/21/2025 ASA# 4501858

BW	10/6 Wt.	Adj. 205	WW Ratio	Frame	CE Rating
77	725	640	92	4.9	***

CCR BONAFIDE 5116F  
CCR PRIMAL 8036K  
CCR MS COMMAND 8036F

BAR CK PENDLETON 7028  
GW MISS PENDLETON 298H  
GW MISS PREDESTINED 148Y

CE	BW	WW	YW	ADG	MCE	MILK	MWW	STAY	DOC	YG	MARB	BF	REA	API	TI
15	-2.5	76	117	0.26	8	32	70	19	17	-0.10	0.81	0.001	0.48	174	95
Rank	20	15			30	4	20	10	10		10			10	15

DAM INFO Age 5 Weight 1415 Calving Interval 367 BWR 99 WWR 100 YWR 104

GGP DDC



### 181066N BB-PP 5/8 SM 3/8 AN DOB: 3/6/2025 ASA# 4501402

BW	10/6 Wt.	Adj. 205	WW Ratio	Frame	CE Rating
76	670	644	97	5.6	***

CCR BONAFIDE 5116F  
CCR PRIMAL 8036K  
CCR MS COMMAND 8036F

TFS DUE NORTH 2659Z  
GW MISS DUE NORTH 837E  
GW MISS PREM BEEF 428B

CE	BW	WW	YW	ADG	MCE	MILK	MWW	STAY	DOC	YG	MARB	BF	REA	API	TI
16	-3.8	71	108	0.23	10	32	67	18	18	0.07	0.56	0.031	0.38	157	87
Rank	20	10			15	5	35	20	5	99	30	99		20	40

DAM INFO Age 8 Weight 1565 Calving Interval 368 BWR 95 WWR 99 YWR 101

GGP



**182 701N** BB-PP 5/8 SM 3/8 AN DOB: 2/20/2025 ASA# 4501840

BW	10/6 Wt.	Adj. 205	WW Ratio	Frame	CE Rating
78	685	688	98	5.9	**

GIBBS 9114G ESSENTIAL  
JC MR MOST WANTED 682K  
JC AY MS FORCE 682D

GW HIGH BALL 102H  
GW MISS HIGH BALL 954L  
GW MISS MOVIN ON 735E

CE	BW	WW	YW	ADG	MCE	MILK	MWW	STAY	DOC	YG	MARB	BF	REA	API	TI
12	-0.9	94	150	0.35	9	23	70	17	15	-0.12	0.69	-0.010	0.93	164	101
Rank	50	40	10	10	15	25	20	30	20		15		15	15	10

DAM INFO Age 2 Weight 1290 Calving Interval BWR 105 WWR 98 YWR 97

GGP



**183 996N** BB-PP 5/8 SM 11/32 AN 1/32 AR DOB: 3/3/2025 ASA# 4502130

BW	10/6 Wt.	Adj. 205	WW Ratio	Frame	CE Rating
83	660	608	91	5.3	**

GW TRIPLE CROWN 018C  
GW TRIPLE DOUBLE 276K  
GW MISS DUE NORTH 323H

BAR CK PENDLETON 7028  
GW MISS PENDLETON 218J  
GW MISS SPARKY 263G

CE	BW	WW	YW	ADG	MCE	MILK	MWW	STAY	DOC	YG	MARB	BF	REA	API	TI
13	-1.7	88	145	0.36	6	21	65	13	19	-0.16	0.69	-0.029	0.84	157	98
Rank	40	25	20	15	10		45		3		15		25	20	10

DAM INFO Age 4 Weight 1180 Calving Interval 374 BWR 100 WWR 93 YWR 100

GGP



**184 811N** BB-PP 5/8 SM 5/16 AN 1/16 AR DOB: 2/24/2025 ASA# 4501949

BW	10/6 Wt.	Adj. 205	WW Ratio	Frame	CE Rating
78	690	713	102	5.5	**

TJ NIGHT OWL 561H  
WSR WALK ON 49L  
WSR MISS ECLIPSE 42J

GW SPARKY 369E  
GW MISS SPARKY 823L  
GW MISS QUANTUM LEAP 270G

CE	BW	WW	YW	ADG	MCE	MILK	MWW	STAY	DOC	YG	MARB	BF	REA	API	TI
11	-0.4	87	142	0.34	5	30	73	19	17	-0.10	0.66	-0.040	0.47	161	96
Rank	45	25	20	15		10	15	15	5		20	50	15	15	15

DAM INFO Age 2 Weight 1115 Calving Interval BWR 105 WWR 102 YWR 103

GGP



**185 292N** HB-PP 5/8 SM 3/8 AN DOB: 3/23/2025 ASA# 4501624

BW	10/6 Wt.	Adj. 205	WW Ratio	Frame	CE Rating
86	695	755	108	5.7	*

TJ NIGHT OWL 561H  
WSR WALK ON 49L  
WSR MISS ECLIPSE 42J

GW BAR CK BREAKOUT 667Z  
GW MISS BREAKOUT 032F  
GW MISS PREDESTINED 260Y

CE	BW	WW	YW	ADG	MCE	MILK	MWW	STAY	DOC	YG	MARB	BF	REA	API	TI
9	0.0	90	143	0.33	4	30	75	22	16	-0.22	0.51	-0.051	0.78	156	93
Rank		15	15	20		10	10	3	15	40	35	25	35	20	20

DAM INFO Age 7 Weight 1545 Calving Interval 367 BWR 101 WWR 102 YWR 102

GGP



**186 669N** BB-PP 5/8 SM 3/8 AN DOB: 2/19/2025 ASA# 4501809

BW	10/6 Wt.	Adj. 205	WW Ratio	Frame	CE Rating
84	705	673	96	5.1	*

TJ NIGHT OWL 561H  
WSR WALK ON 49L  
WSR MISS ECLIPSE 42J

GW BREAKTHRU 045C  
GW MISS BREAKTHRU 795L  
GW MISS DUE NORTH 501H

CE	BW	WW	YW	ADG	MCE	MILK	MWW	STAY	DOC	YG	MARB	BF	REA	API	TI
10	1.2	90	143	0.33	4	27	72	21	19	-0.06	0.72	-0.025	0.42	164	96
Rank		20	15	20		25	15	5	2		15		15	15	15

DAM INFO Age 2 Weight 1375 Calving Interval BWR 113 WWR 96 YWR 100

GGP



**187 128N** BB-PP 5/8 SM 3/8 AN DOB: 3/9/2025 ASA# 4501465

BW	10/6 Wt.	Adj. 205	WW Ratio	Frame	CE Rating
86	650	683	98	4.9	*

BAR CK PENDLETON 7028  
GW HIGH BALL 102H  
GW MISS GPRD 341Z

TFS DUE NORTH 2659Z  
GW MISS DUE NORTH 649H  
GW MISS PREDOMINATE 257F

CE	BW	WW	YW	ADG	MCE	MILK	MWW	STAY	DOC	YG	MARB	BF	REA	API	TI
12	0.7	80	117	0.23	8	20	59	18	14	-0.01	0.92	0.011	0.27	166	94
Rank	45	45			30			25	30		4		99	10	15

DAM INFO Age 5 Weight 1235 Calving Interval 373 BWR 104 WWR 104 YWR 99

GGP



**188 110N** BB-PP 3/4 SM 5/32 AR 3/32 AN DOB: 3/8/2025 ASA# 4501447

BW	10/6 Wt.	Adj. 205	WW Ratio	Frame	CE Rating
56	605	602	91	4.7	***

HOOK'S EAGLE 6E  
IR/JLN BOOMER J425  
KBHR IR/JLN ASTORIA G119

GW BREAKTHRU 045C  
GW MISS BREAKTHRU 943G  
GW MISS ADVANTAGE 043E

CE	BW	WW	YW	ADG	MCE	MILK	MWW	STAY	DOC	YG	MARB	BF	REA	API	TI
23	-7.3	63	101	0.24	11	26	57	22	14	-0.33	0.98	-0.062	0.43	203	99
Rank	1	1			10	30		3	35	15	3	15	1	10	10

DAM INFO Age 6 Weight 1425 Calving Interval 370 BWR 89 WWR 100 YWR 91

GGP



Great cattle don't have to be great in one trait... they need to be good for all traits.

### 189 008N BB-PP 3/4 SM 1/4 AN DOB: 3/4/2025 ASA# 4501345

BW	10/6 Wt.	Adj. 205	WW Ratio	Frame	CE Rating
77	730	691	97	5.8	*** *

GIBBS 9114G ESSENTIAL  
JC MR MOST WANTED 682K  
JC AY MS FORCE 682D

GW SIREN 608F  
GW MISS SIREN 607K  
GW MISS QUANTUM LEAP 484G

CE	BW	WW	YW	ADG	MCE	MILK	MWW	STAY	DOC	YG	MARB	BF	REA	API	TI
19	-3.9	69	106	0.23	12	29	63	31	14	-0.06	0.56	0.023	0.53	187	86
Rank	10	10			1	15	50	1	30		30	99		2	40

DAM INFO Age 3 Weight 1460 Calving Interval 381 BWR 100 WWR 99 YWR 97

⚔GGP



### 190 186N BB-PP 5/8 SM 3/8 AN DOB: 3/12/2025 ASA# 4501521

BW	10/6 Wt.	Adj. 205	WW Ratio	Frame	CE Rating
75	695	652	94	5.2	*** *

BRIDLE BIT ECLIPSE E744  
HOOK'S GALILEO 210G  
HOOK'S EVITA 18E

GW BALANCE 222D  
GW MISS BALANCE 976F  
GW MISS DUALGAMBLER 656C

CE	BW	WW	YW	ADG	MCE	MILK	MWW	STAY	DOC	YG	MARB	BF	REA	API	TI
21	-4.4	68	105	0.23	12	29	64	24	14	-0.13	0.90	-0.027	0.44	194	96
Rank	2	4			2	15	50	1	30		4			1	15

DAM INFO Age 7 Weight 1610 Calving Interval 369 BWR 93 WWR 93 YWR 95

⚔GGP



### 191 912N HB-PP 5/8 SM 1/4 AR 1/8 AN DOB: 2/28/2025 ASA# 4502047

BW	10/6 Wt.	Adj. 205	WW Ratio	Frame	CE Rating
70	690	632	96	5.3	*** *

VGW DIRECT DRIVE 512  
GW DEADWOOD 079G  
GW MISS END ZONE 708D

GW SPARKY 369E  
GW MISS SPARKY 327J  
GW MISS QUANTUM LEAP 484G

CE	BW	WW	YW	ADG	MCE	MILK	MWW	STAY	DOC	YG	MARB	BF	REA	API	TI
21	-5.1	63	106	0.27	11	30	62	23	18	0.07	0.85	0.018	-0.01	191	92
Rank	2	2			10	10		1	3	99	10		99	1	25

DAM INFO Age 4 Weight Calving Interval 371 BWR 91 WWR 106 YWR 104

⚔GGP



### 192 534N BB-PP 5/8 SM 3/8 AN DOB: 2/12/2025 ASA# 4501679

BW	10/6 Wt.	Adj. 205	WW Ratio	Frame	CE Rating
81	680	647	92	5.0	*** *

GIBBS 9114G ESSENTIAL  
JC MR MOST WANTED 682K  
JC AY MS FORCE 682D

GW HIGH BALL 102H  
GW MISS HIGH BALL 749L  
GW MISS SPARKY 153H

CE	BW	WW	YW	ADG	MCE	MILK	MWW	STAY	DOC	YG	MARB	BF	REA	API	TI
21	-5.4	73	119	0.29	10	23	60	23	17	0.09	0.67	0.035	0.29	184	93
Rank	2	2			40	15		2	10	99	20	99	99	3	20

DAM INFO Age 2 Weight 1305 Calving Interval BWR 109 WWR 92 YWR 95

⚔GGP



### 193 569N DB-PP 5/8 SM 9/32 AN 3/32 AR DOB: 2/14/2025 ASA# 4501712

BW	10/6 Wt.	Adj. 205	WW Ratio	Frame	CE Rating
75	745	689	98	5.3	*** *

GIBBS 9114G ESSENTIAL  
JC MR MOST WANTED 682K  
JC AY MS FORCE 682D

GW HIGH BALL 102H  
GW MISS HIGH BALL 304L  
GW MISS DEADWOOD 826J

CE	BW	WW	YW	ADG	MCE	MILK	MWW	STAY	DOC	YG	MARB	BF	REA	API	TI
15	-2.0	79	126	0.30	9	25	64	20	12	-0.07	0.81	-0.002	0.49	176	96
Rank	20	20	50	40	35	20	45	45	10		10			5	15

DAM INFO Age 2 Weight 1260 Calving Interval BWR 101 WWR 98 YWR 104

⚔GGP



### 194 310N BB-PP 5/8 SM 1/4 AN 1/8 AR DOB: 3/25/2025 ASA# 4501640

BW	10/6 Wt.	Adj. 205	WW Ratio	Frame	CE Rating
84	675	696	100	5.7	*** *

TJ NIGHT OWL 561H  
WSR WALK ON 49L  
WSR MISS ECLIPSE 42J

GW MOVIN ON 183C  
GW MISS MOVIN ON 070F  
GW MISS NEBULA 017X

CE	BW	WW	YW	ADG	MCE	MILK	MWW	STAY	DOC	YG	MARB	BF	REA	API	TI
17	-2.8	76	115	0.24	7	28	66	23	13	-0.09	0.62	-0.009	0.49	171	90
Rank	15	15			45	20	40	2	45		25			10	25

DAM INFO Age 7 Weight 1800 Calving Interval 374 BWR 92 WWR 96 YWR 96

⚔GGP



## Great Timing for Better Tools

The tools are here today to select better bulls to make your cattle more productive and enjoyable. These tools also make it much easier to target the kind of bulls you buy, with progress being more certain in the traits you target. Because of the improvement in genomics and the advent of Right Choice, commercial producers can buy bulls more clearly defined as maternal, terminal or combination. With G+, ATM and ACE, it is much easier to identify which bulls will take you in the direction you desire.

This will be particularly important in this bull season. With liquidation, there is always potential for higher calf prices, and one must think about how to rebuild the cowherd in the future. Being able to identify bulls that provide genetics for maternal improvement, G+ and ACE, will be helpful if you plan on growing back with your current cowherd. Right choice makes it much easier to find bulls that we know have certain gene combinations to insure progress from a maternal perspective.

The tools and the genetics are more available today than ever to make cattle better and life easier.

**195 856N** BB-PP 1/2 SM 3/8 AR 1/8 AN DOB: 2/26/2025 ASA# 4501993

BW	10/6 Wt.	Adj. 205	WW Ratio	Frame	CE Rating
85	730	818	116	5.2	*

GW TRIPLE CROWN 018C GW WARHEAD 210J  
 GW THREE FORKS 432L GW MISS WARHEAD 874L  
 GW MISS CONQUEST 538C GW MISS DIRECT DRIVE 113G

CE	BW	WW	YW	ADG	MCE	MILK	MWW	STAY	DOC	YG	MARB	BF	REA	API	TI
7	1.0	85	132	0.29	6	27	70	19	19	0.02	0.56	-0.007	0.24	145	88
Rank		30	35	40		25	20	10	2		30		99	35	35

DAM INFO Age 2 Weight 1065 Calving Interval BWR 113 WWR 116 YWR 101

GGP



**196 835N** BB-PP 5/8 SM 3/8 AN DOB: 2/26/2025 ASA# 4501973

BW	10/6 Wt.	Adj. 205	WW Ratio	Frame	CE Rating
85	685	633	95	5.2	*

LEACHMAN PROPHET J030Z GW SPARKY 369E  
 SOUTHERN FORTUNE TELLER GW MISS SPARKY 591H  
 GW MISS PREM BEEF 246Z GW MISS QUANTUM LEAP 287F

CE	BW	WW	YW	ADG	MCE	MILK	MWW	STAY	DOC	YG	MARB	BF	REA	API	TI
10	-1.3	77	129	0.33	5	25	63	13	14	-0.17	0.64	-0.016	0.99	145	90
Rank		30	35	20		40	50		40		20		10	35	30

DAM INFO Age 5 Weight 1510 Calving Interval 367 BWR 104 WWR 93 YWR 96

GGP



**197 141N** BB-PP 5/8 SM 5/16 AN 1/16 AR DOB: 3/9/2025 ASA# 4501478

BW	10/6 Wt.	Adj. 205	WW Ratio	Frame	CE Rating
97	755	700	105	5.9	*

GW SPARKY 369E GW PREDOMINATE 848A  
 GW GOOSE 708H GW MISS PREDOMINATE 926F  
 GW MISS QUANTUM LEAP 086F GW MISS PARAMOUNT 393A

CE	BW	WW	YW	ADG	MCE	MILK	MWW	STAY	DOC	YG	MARB	BF	REA	API	TI
10	0.3	83	135	0.33	6	26	67	14	17	0.01	0.72	-0.006	0.11	149	92
Rank		35	25	20		35	30		10		15		99	30	20

DAM INFO Age 7 Weight 1530 Calving Interval 360 BWR 106 WWR 100 YWR 98

GGP



**198 845N** BB-PP 5/8 SM 3/8 AN DOB: 2/26/2025 ASA# 4501982

BW	10/6 Wt.	Adj. 205	WW Ratio	Frame	CE Rating
79	675	647	93	5.5	**

HOOK'S EAGLE 6E TJ MARLBORO MAN 360A  
 JC MR TALON 403G GW MISS MARLBORO MAN 595F  
 JC MS FORCE 403B GW MISS BREAKOUT 579B

CE	BW	WW	YW	ADG	MCE	MILK	MWW	STAY	DOC	YG	MARB	BF	REA	API	TI
13	-2.4	76	117	0.25	7	26	64	17	14	-0.18	0.57	-0.011	0.76	153	89
Rank		35	20			50	35	45	30	35	30		40	25	30

DAM INFO Age 7 Weight 1675 Calving Interval 362 BWR 102 WWR 101 YWR 101

GGP



**199 267N** BB-PP 5/8 SM 3/8 AN DOB: 3/20/2025 ASA# 4501599

BW	10/6 Wt.	Adj. 205	WW Ratio	Frame	CE Rating
75	660	742	104	5.4	**

GW TRIPLE CROWN 018C BAR CK PENDLETON 7028  
 GW TRIPLE DOUBLE 276K GW MISS PENDLETON 205K  
 GW MISS DUE NORTH 323H GW MISS FORTUNE TELLER 715H

CE	BW	WW	YW	ADG	MCE	MILK	MWW	STAY	DOC	YG	MARB	BF	REA	API	TI
11	-2.6	75	124	0.31	8	25	63	15	17	-0.21	0.80	-0.031	1.04	161	94
Rank		15	45	30	40	40	40	50	10	45	10	50	10	15	15

DAM INFO Age 3 Weight 1345 Calving Interval 380 BWR 89 WWR 98 YWR 96

GGP



**200 218N** BB-PP 5/8 SM 3/8 AN DOB: 3/14/2025 ASA# 4501551

BW	10/6 Wt.	Adj. 205	WW Ratio	Frame	CE Rating
84	680	638	97	5.5	**

LEACHMAN PROPHET J030Z GW QUANTUM LEAP 117B  
 SOUTHERN FORTUNE TELLER GW MISS QUANTUM LEAP 038F  
 GW MISS PREM BEEF 246Z GW MISS PARAMOUNT 317A

CE	BW	WW	YW	ADG	MCE	MILK	MWW	STAY	DOC	YG	MARB	BF	REA	API	TI
14	-2.0	77	124	0.29	8	29	67	15	13	-0.24	0.68	-0.048	0.90	158	93
Rank		30	20	45	40	30	15	30	50	45	35	15	35	20	20

DAM INFO Age 7 Weight 1645 Calving Interval 365 BWR 100 WWR 107 YWR 104

GGP



**201 021N** BB-PP PB SM DOB: 3/4/2025 ASA# 4501357

BW	10/6 Wt.	Adj. 205	WW Ratio	Frame	CE Rating
71	660	761	108	4.6	***

GIBBS 9114G ESSENTIAL GW SIREN 608F  
 JC MR MOST WANTED 682K GW MISS SIREN 893L  
 JC AY MS FORCE 682D GW MISS ROOKIE 922D

CE	BW	WW	YW	ADG	MCE	MILK	MWW	STAY	DOC	YG	MARB	BF	REA	API	TI
22	-5.0	64	100	0.23	11	29	61	25	12	-0.03	0.38	0.027	0.38	182	85
Rank		1	1	99		2	15		1	45	99	20	99	99	3

DAM INFO Age 2 Weight 1140 Calving Interval BWR 96 WWR 108 YWR 98

GGP





**202032N** BB-PP 5/8 SM 3/8 AN DOB: 3/5/2025 ASA# 4501368

BW	10/6 Wt.	Adj. 205	WW Ratio	Frame	CE Rating
68	680	629	88	5.6	***

GW TRIPLE CROWN 018C  
 GW TRIPLE DOUBLE 276K  
 GW MISS DUE NORTH 323H

GIBBS 7019E BRONCO  
 GW MISS BRONCO 433K  
 GW MISS BREAKOUT 732E

CE	BW	WW	YW	ADG	MCE	MILK	MWW	STAY	DOC	YG	MARB	BF	REA	API	TI
18	-4.5	68	112	0.27	9	23	56	18	17	0.00	0.95	0.005	0.39	184	96
Rank	10	4			20			20	10		3			3	15

DAM INFO Age 3 Weight 1215 Calving Interval 368 BWR 87 WWR 87 YWR 99

GGP



**203664N** BB-PP 5/8 SM 11/32 AN 1/32 AR DOB: 2/19/2025 ASA# 4501804

BW	10/6 Wt.	Adj. 205	WW Ratio	Frame	CE Rating
70	705	688	98	5.4	***

GIBBS 9114G ESSENTIAL  
 JC MR MOST WANTED 682K  
 JC AY MS FORCE 682D

GW HAWKEYE 805H  
 GW MISS HAWKEYE 390L  
 GW MISS SPARKY 528J

CE	BW	WW	YW	ADG	MCE	MILK	MWW	STAY	DOC	YG	MARB	BF	REA	API	TI
19	-4.1	70	115	0.28	11	29	63	20	15	0.07	0.75	0.017	0.24	177	92
Rank	4	5		50	4	15	50	10	25	99	10		99	4	25

DAM INFO Age 2 Weight 1060 Calving Interval BWR 95 WWR 98 YWR 102



**204132N** BB-PP 5/8 SM 3/8 AN DOB: 3/9/2025 ASA# 4501469

BW	10/6 Wt.	Adj. 205	WW Ratio	Frame	CE Rating
75	660	724	102	4.7	***

HOOK'S EAGLE 6E  
 JC MR TALON 403G  
 JC MS FORCE 403B

GW HIGH BALL 102H  
 GW MISS HIGH BALL 377L  
 GW MISS HIGH BET 432B

CE	BW	WW	YW	ADG	MCE	MILK	MWW	STAY	DOC	YG	MARB	BF	REA	API	TI
18	-5.0	66	108	0.26	10	24	57	21	12	-0.24	0.70	0.003	1.21	176	90
Rank	10	3			15	45		10		35	15		2	5	25

DAM INFO Age 2 Weight 1330 Calving Interval BWR 101 WWR 102 YWR 105

GGP



**205503N** BB-PP 5/8 SM 3/8 AN DOB: 2/6/2025 ASA# 4501649

BW	10/6 Wt.	Adj. 205	WW Ratio	Frame	CE Rating
67	690	634	97	4.4	***

HOOK'S EAGLE 6E  
 JC MR TALON 403G  
 JC MS FORCE 403B

GW JAILBREAK 555J  
 GW MISS JAILBREAK 989L  
 GW MISS BROKEN BOW 102G

CE	BW	WW	YW	ADG	MCE	MILK	MWW	STAY	DOC	YG	MARB	BF	REA	API	TI
20	-5.9	66	106	0.25	12	28	61	17	17	-0.20	0.74	-0.012	0.94	174	93
Rank	3	1			1	20		35	10	50	15		15	5	20

DAM INFO Age 2 Weight Calving Interval BWR 91 WWR 97 YWR 98

GGP



**206615N** BB-PP 5/8 SM 9/32 AN 3/32 AR DOB: 2/16/2025 ASA# 4501755

BW	10/6 Wt.	Adj. 205	WW Ratio	Frame	CE Rating
74	680	660	94	5.3	***

GW SPARKY 369E  
 GW JAILBREAK 555J  
 GW MISS GPRD 038W

CCR WACO 4142G  
 GW MISS WACO 104L  
 GW MISS SPARKY 515G

CE	BW	WW	YW	ADG	MCE	MILK	MWW	STAY	DOC	YG	MARB	BF	REA	API	TI
19	-3.5	77	120	0.26	9	31	69	17	17	-0.11	0.69	-0.009	0.44	168	95
Rank	5	10			25	10	25	35	10		15			10	15

DAM INFO Age 2 Weight 1180 Calving Interval BWR 100 WWR 94 YWR 96

GGP



**207830N** BB-PP 3/4 SM 1/4 AN DOB: 2/26/2025 ASA# 4501968

BW	10/6 Wt.	Adj. 205	WW Ratio	Frame	CE Rating
74	705	632	96	5.5	***

HOOK'S EAGLE 6E  
 IR/JLN BOOMER J425  
 KBHR IR/JLN ASTORIA G119

GW PREDOMINATE 848A  
 GW MISS PREDOMINATE 402C  
 GW MISS HIGH BET 237A

CE	BW	WW	YW	ADG	MCE	MILK	MWW	STAY	DOC	YG	MARB	BF	REA	API	TI
17	-4.0	66	107	0.25	8	25	57	21	12	-0.20	0.60	-0.004	0.83	167	86
Rank	10	10			30	45		10		50	25		30	10	40

DAM INFO Age 10 Weight 1470 Calving Interval 366 BWR 97 WWR 96 YWR 97

GGP



**208867N** BB-PP 5/8 SM 3/8 AN DOB: 2/27/2025 ASA# 4502003

BW	10/6 Wt.	Adj. 205	WW Ratio	Frame	CE Rating
75	740	659	100	5.5	***

HOOK'S EAGLE 6E  
 JC MR TALON 403G  
 JC MS FORCE 403B

GW PREDOMINATE 848A  
 GW MISS PREDOMINATE 055F  
 GW MISS GRADUATE 400B

CE	BW	WW	YW	ADG	MCE	MILK	MWW	STAY	DOC	YG	MARB	BF	REA	API	TI
16	-5.4	64	96	0.20	11	28	60	20	17	-0.18	0.51	0.002	0.85	160	84
Rank	20	2			3	20		10	10		35		25	15	50

DAM INFO Age 7 Weight Calving Interval 364 BWR 102 WWR 106 YWR 103

GGP



**209 113N** BB-PP 5/8 SM 3/8 AN DOB: 3/8/2025 ASA# 4501450

BW	10/6 Wt.	Adj. 205	WW Ratio	Frame	CE Rating
74	715	664	100	5.4	***

LEACHMAN PROPHET J030Z  
SOUTHERN FORTUNE TELLER  
GW MISS PREM BEEF 246Z

TJ MARLBORO MAN 360A  
GW MISS MARL MAN 941G  
GW MISS SPECIAL OP 174E

CE	BW	WW	YW	ADG	MCE	MILK	MWW	STAY	DOC	YG	MARB	BF	REA	API	TI
16	-3.5	76	125	0.31	8	29	67	13	12	-0.03	0.60	-0.004	0.49	152	91
Rank	20	10	45	30	30	15	35				25			25	25

DAM INFO Age 6 Weight 1475 Calving Interval 371 BWR 103 WWR 105 YWR 104

⚡GGP



**210 819N** HB-PP 1/2 SM 3/8 AN 1/16 AR DOB: 2/25/2025 ASA# 4501957

BW	10/6 Wt.	Adj. 205	WW Ratio	Frame	CE Rating
72	650	590	89	4.7	***

GW TRIPLE CROWN 018C  
GW TRIPLE DOUBLE 276K  
GW MISS DUE NORTH 323H

BAR CK PENDLETON 7028  
GW MISS PENDLETON 405J  
GW MISS CARRY ON 937E

CE	BW	WW	YW	ADG	MCE	MILK	MWW	STAY	DOC	YG	MARB	BF	REA	API	TI
15	-2.9	72	121	0.31	9	22	57	17	19	-0.11	0.78	-0.026	0.63	169	92
Rank	20	15		30	20			25	3		10			10	20

DAM INFO Age 4 Weight 1400 Calving Interval 371 BWR 93 WWR 93 YWR 99

⚡GGP



**211 792N** BB-PP 5/8 SM 5/16 AN DOB: 2/24/2025 ASA# 4501930

BW	10/6 Wt.	Adj. 205	WW Ratio	Frame	CE Rating
78	720	698	100	5.2	***

GIBBS 9114G ESSENTIAL  
JC MR MOST WANTED 682K  
JC AY MS FORCE 682D

GW PREDOMINATE 848A  
GW MISS PREDOMINATE 566C  
GW MISS HI DENSITY 0879N

CE	BW	WW	YW	ADG	MCE	MILK	MWW	STAY	DOC	YG	MARB	BF	REA	API	TI
16	-1.8	80	124	0.28	8	24	65	17	18	-0.10	0.41	-0.019	0.52	148	87
Rank	15	25	45	50	30	45	45	35	4		50			30	40

DAM INFO Age 10 Weight 1545 Calving Interval 366 BWR 98 WWR 99 YWR 99

⚡GGP



**212 861N** BB-PP 5/8 SM 3/8 AN DOB: 2/27/2025 ASA# 4501998

BW	10/6 Wt.	Adj. 205	WW Ratio	Frame	CE Rating
78	715	660	95	5.5	***

HOOKE'S FRONTLINE 40F  
JC MR MOTOWN 636J  
BROWN MS QUANAH 505B

GW SPARKY 369E  
GW MS SPARKY 158J  
GW MISS QUANTUM LEAP 673G

CE	BW	WW	YW	ADG	MCE	MILK	MWW	STAY	DOC	YG	MARB	BF	REA	API	TI
18	-2.4	75	130	0.35	7	28	66	14	15	0.01	0.61	0.013	0.45	156	90
Rank	10	20	35	15	45	15	40		25		25			20	30

DAM INFO Age 4 Weight 1485 Calving Interval 371 BWR 96 WWR 101 YWR 100

⚡GGP



**213 814N** BB-PP 5/8 SM 11/32 AN 1/32 AR DOB: 2/25/2025 ASA# 4501952

BW	10/6 Wt.	Adj. 205	WW Ratio	Frame	CE Rating
78	685	678	97	5.5	***

HOOKE'S EAGLE 6E  
JC MR TALON 403G  
JC MS FORCE 403B

GW JAILBREAK 555J  
GW MISS JAILBREAK 622L  
GW MISS PREDESTINED 117Y

CE	BW	WW	YW	ADG	MCE	MILK	MWW	STAY	DOC	YG	MARB	BF	REA	API	TI
17	-5.4	72	115	0.27	10	28	64	20	19	-0.17	0.49	-0.004	0.99	164	89
Rank	15	2			10	20	50	10	3		40			10	15

DAM INFO Age 2 Weight 1130 Calving Interval BWR 105 WWR 97 YWR 96

⚡GGP



**214 322N** HB-PP 5/8 SM 1/4 AN 1/8 AR DOB: 3/27/2025 ASA# 4502139

BW	10/6 Wt.	Adj. 205	WW Ratio	Frame	CE Rating
88	640	727	102	6.2	**

GW TRIPLE CROWN 018C  
GW THREE PEAT 331K  
GW MISS BREAKTHRU 099H

GW DEADWOOD 079G  
GW MISS DEADWOOD 432K  
GW MISS RED ROCK 739H

CE	BW	WW	YW	ADG	MCE	MILK	MWW	STAY	DOC	YG	MARB	BF	REA	API	TI
12	-0.6	80	140	0.38	6	24	64	16	18	-0.16	0.95	-0.036	0.78	172	99
Rank	45	45	45	20	5	50	50	45	3		3	50	35	10	10

DAM INFO Age 3 Weight 1195 Calving Interval 405 BWR 105 WWR 108 YWR 112

⚡GGP



**215 194N** HB-PP 5/8 SM 1/4 AR 1/8 AN DOB: 3/13/2025 ASA# 4501528

BW	10/6 Wt.	Adj. 205	WW Ratio	Frame	CE Rating
82	730	720	103	5.7	**

BIEBER CL ATOMIC C218  
GW WARHEAD 210J  
GW MISS BEACON 462G

GW COMMOTION 333B  
GW MISS COMMOTION 671D  
GW MISS PREDESTINED 109Y

CE	BW	WW	YW	ADG	MCE	MILK	MWW	STAY	DOC	YG	MARB	BF	REA	API	TI
11	-1.8	88	139	0.32	6	25	68	21	13	0.04	0.26	0.009	0.47	145	86
Rank		25	20	25		45	25	4	50	99				35	40

DAM INFO Age 9 Weight 1505 Calving Interval 432 BWR 101 WWR 99 YWR 104

⚡GGP



**216 042N** BB-PP 5/8 SM 9/32 AN 3/32 AR DOB: 3/5/2025 ASA# 4501378

BW	10/6 Wt.	Adj. 205	WW Ratio	Frame	CE Rating
85	680	725	103	5.1	**

GIBBS 9114G ESSENTIAL  
JC MR MOST WANTED 682K  
JC AY MS FORCE 682D

GW SPARKY 369E  
GW MISS SPARKY 921L  
GW MISS PREDOMINATE 031D

CE	BW	WW	YW	ADG	MCE	MILK	MWW	STAY	DOC	YG	MARB	BF	REA	API	TI
15	-1.6	75	120	0.28	9	27	64	16	17	-0.01	0.40	0.009	0.62	142	83
Rank	20	25		50	25	25	45	40	5		50			40	50

DAM INFO Age 2 Weight 1170 Calving Interval BWR 114 WWR 103 YWR 102

⚡GGP



**217 242N** BB-PP 3/8 SM 11/32 AN DOB: 3/17/2025 ASA# 4501574

BW	10/6 Wt.	Adj. 205	WW Ratio	Frame	CE Rating
83	710	763	110	5.6	*

GW TRIPLE CROWN 018C  
**GW TRIPLE DOUBLE 276K**  
 GW MISS DUE NORTH 323H

GW SPARKY 369E  
**GW MISS SPARKY 365J**  
 GW MISS BREAKOUT 747C

CE	BW	WW	YW	ADG	MCE	MILK	MWW	STAY	DOC	YG	MARB	BF	REA	API	TI
7	0.2	83	132	0.31	6	27	68	14	19	-0.22	0.82	-0.042	0.83	151	95
Rank		35	35	30		25	30		3	40	10	35	30	25	15

DAM INFO Age 4 Weight 1445 Calving Interval 381 BWR 104 WWR 111 YWR 105

⚔GGP



**218 167N** BB-PP 1/2 SM 1/4 AN 1/4 AR DOB: 3/11/2025 ASA# 4501503

BW	10/6 Wt.	Adj. 205	WW Ratio	Frame	CE Rating
87	645	647	93	5.5	*

CCR BONAFIDE 5116F  
**CCR PRIMAL 8036K**  
 CCR MS COMMAND 8036F

5L ADVANTAGE 560-108B  
**GW MISS ADVANTAGE 949F**  
 GW MISS PREDESTINED 150B

CE	BW	WW	YW	ADG	MCE	MILK	MWW	STAY	DOC	YG	MARB	BF	REA	API	TI
9	0.1	81	122	0.26	7	32	72	18	17	-0.10	0.63	-0.023	0.56	150	90
Rank		40	50		50	5	15	25	10		20			30	30

DAM INFO Age 7 Weight 1535 Calving Interval 370 BWR 104 WWR 102 YWR 100

⚔GGP



**219 079N** BB-PP 5/8 SM 3/8 AN DOB: 3/6/2025 ASA# 4501415

BW	10/6 Wt.	Adj. 205	WW Ratio	Frame	CE Rating
85	730	677	103	5.9	*

SOUTHERN FORTUNE TELLER  
**GW MEDICINE MAN 200K**  
 GW MISS PENDLETON 013H

GW PREDOMINATE 848A  
**GW MISS PREDOMINATE 845C**  
 GW MS PREM BEEF 681T

CE	BW	WW	YW	ADG	MCE	MILK	MWW	STAY	DOC	YG	MARB	BF	REA	API	TI
10	-1.6	79	128	0.31	6	25	65	18	17	-0.12	0.50	-0.056	0.54	148	88
Rank		25	45	40	30	40	45	20	10		35	25		30	35

DAM INFO Age 10 Weight 1560 Calving Interval 366 BWR 105 WWR 99 YWR 102

⚔GGP



**220 866N** BB-PP 5/8 SM 3/8 AN DOB: 2/27/2025 ASA# 4533514

BW	10/6 Wt.	Adj. 205	WW Ratio	Frame	CE Rating
85	680	660	660	5.0	*

GW SPARKY 369E  
**GW JAILBREAK 555J**  
 GW MISS GPRD 038W

GW JACKPOT 027C  
**GW MISS JACKPOT 542H**  
 GW MISS GLDN EAGLE 666D

CE	BW	WW	YW	ADG	MCE	MILK	MWW	STAY	DOC	YG	MARB	BF	REA	API	TI
10	-0.1	82	138	0.35	7	35	75	13	20	-0.24	0.54	-0.034	0.90	141	90
Rank		50	40	25	15		1	10		1	35	30	50	20	40

DAM INFO Age 5 Weight 1400 Calving Interval 369 BWR 103 WWR 96 YWR 105

⚔GGP



**221 834N** HB-PP 5/8 SM 3/8 AN DOB: 2/26/2025 ASA# 4501972

BW	10/6 Wt.	Adj. 205	WW Ratio	Frame	CE Rating
75	680	648	93	5.0	***

CCR BONAFIDE 5116F  
**CCR PRIMAL 8036K**  
 CCR MS COMMAND 8036F

GW CARRY ON Z0219  
**GW MISS CARRY ON 850C**  
 GW MISS REDESTINED 416Z

CE	BW	WW	YW	ADG	MCE	MILK	MWW	STAY	DOC	YG	MARB	BF	REA	API	TI
15	-1.9	73	103	0.19	9	31	67	17	17	-0.08	0.65	-0.008	0.54	154	88
Rank		25	25		20	10	35	35	10		20			25	35

DAM INFO Age 10 Weight 1485 Calving Interval 367 BWR 100 WWR 100 YWR 98

⚔GGP



**222 941N** HB-PP 5/8 SM 3/8 AN DOB: 3/1/2025 ASA# 4502075

BW	10/6 Wt.	Adj. 205	WW Ratio	Frame	CE Rating
73	705	670	101	5.0	***

GW HIGH BALL 102H  
**GW LEWISTOWN 452L**  
 GW MISS JACKPOT 881F

GW CARRY ON Z0219  
**GW MISS CARRY ON 636C**  
 GW MISS REDESTINED 573A

CE	BW	WW	YW	ADG	MCE	MILK	MWW	STAY	DOC	YG	MARB	BF	REA	API	TI
19	-3.1	77	115	0.24	9	26	65	24	16	-0.21	0.62	-0.029	0.65	178	92
Rank		4	10		20	30	45	1	15	45	25			4	20

DAM INFO Age 10 Weight 1395 Calving Interval 368 BWR 93 WWR 101 YWR 97

⚔GGP



**223 916N** BB-PP 5/8 SM 3/8 AN DOB: 3/1/2025 ASA# 4502051

BW	10/6 Wt.	Adj. 205	WW Ratio	Frame	CE Rating
77	715	656	99	5.3	***

J BAR J NIGHTRIDE 225Z  
**GW TRIPLE CROWN 018C**  
 GW MISS GPRD 359A

GW QUANTUM LEAP 117B  
**GW MISS QUANTUM LEAP 350F**  
 GW MISS HIGH BET 818B

CE	BW	WW	YW	ADG	MCE	MILK	MWW	STAY	DOC	YG	MARB	BF	REA	API	TI
17	-4.2	74	112	0.24	9	23	59	19	18	-0.31	0.69	-0.043	1.00	172	93
Rank		10	5		20			15	5	20	15	35	10	10	20

DAM INFO Age 7 Weight 1285 Calving Interval 364 BWR 101 WWR 104 YWR 101

⚔GGP



**224 909N** BB-PP 5/8 SM 7/32 AN 5/32 AR DOB: 2/28/2025 ASA# 4502044

BW	10/6 Wt.	Adj. 205	WW Ratio	Frame	CE Rating
76	700	680	98	6.0	***

GIBBS 9114G ESSENTIAL  
**JC MR MOST WANTED 682K**  
 JC AY MS FORCE 682D

GW DEADWOOD 079G  
**GW MISS DEADWOOD 409J**  
 GW MISS PREM BEEF 794C

CE	BW	WW	YW	ADG	MCE	MILK	MWW	STAY	DOC	YG	MARB	BF	REA	API	TI
20	-4.0	56	90	0.22	11	29	56	23	14	0.05	0.69	0.027	0.28	173	82
Rank		3	10	99		4	15	2	35	99	15	99	99	10	

DAM INFO Age 4 Weight 1465 Calving Interval 371 BWR 99 WWR 104 YWR 99

⚔GGP



**225 978N** HB-PP 3/4 SM 1/8 AN 1/8 AR DOB: 3/2/2025 ASA# 4502112

BW	10/6 Wt.	Adj. 205	WW Ratio	Frame	CE Rating
75	700	705	101	5.6	***

GIBBS 9114G ESSENTIAL  
 JC MR MOST WANTED 682K  
 JC AY MS FORCE 682D

GW DEADWOOD 079G  
 GW MISS DEADWOOD 390J  
 GW MISS PD 770Y 449B

CE	BW	WW	YW	ADG	MCE	MILK	MWW	STAY	DOC	YG	MARB	BF	REA	API	TI
17	-3.5	61	91	0.19	10	27	57	23	18	-0.01	0.68	-0.004	0.19	171	83
Rank	10	10			10	25		1	4		15		99	10	50

DAM INFO Age 4 Weight 1465 Calving Interval 372 BWR 102 WWR 101 YWR 90

GGP



**226 712N** BB-PP 5/8 SM 3/8 AN DOB: 2/21/2025 ASA# 4501851

BW	10/6 Wt.	Adj. 205	WW Ratio	Frame	CE Rating
80	725	628	94	5.7	***

GIBBS 9114G ESSENTIAL  
 JC MR MOST WANTED 682K  
 JC AY MS FORCE 682D

GW MARSHALL 756A  
 GW MISS MARSHALL 101E  
 GW MISS OBJECTIVE 184Y

CE	BW	WW	YW	ADG	MCE	MILK	MWW	STAY	DOC	YG	MARB	BF	REA	API	TI
18	-4.5	73	122	0.31	11	22	59	16	18	-0.07	0.49	-0.006	0.42	157	88
Rank	10	4			10			35	4		40			20	35

DAM INFO Age 8 Weight 1435 Calving Interval 367 BWR 99 WWR 94 YWR 100

GGP



**227 073N** BB-PP 5/8 SM 3/8 AN DOB: 3/6/2025 ASA# 4501409

BW	10/6 Wt.	Adj. 205	WW Ratio	Frame	CE Rating
82	665	601	91	5.6	**

SOUTHERN FORTUNE TELLER  
 GW MEDICINE MAN 200K  
 GW MISS PENDLETON 013H

REDHILL 672X X004 231A  
 GW MISS 231A 689H  
 GW MISS PREDESTINED 273X

CE	BW	WW	YW	ADG	MCE	MILK	MWW	STAY	DOC	YG	MARB	BF	REA	API	TI
11	-3.7	78	133	0.34	7	17	56	18	15	-0.30	0.74	-0.060	1.15	168	96
Rank	10	50	30	15	45			20	20	20	15	25	3	10	15

DAM INFO Age 5 Weight 1550 Calving Interval 362 BWR 106 WWR 82 YWR 101

GGP



**228 633N** BB-PP 5/8 SM 3/8 AN DOB: 2/17/2025 ASA# 4501773

BW	10/6 Wt.	Adj. 205	WW Ratio	Frame	CE Rating
80	735	675	96	5.1	**

GIBBS 9114G ESSENTIAL  
 JC MR MOST WANTED 682K  
 JC AY MS FORCE 682D

GW HIGH BALL 102H  
 GW MISS HIGH BALL 791L  
 GW MS BREAKTHRU 193J

CE	BW	WW	YW	ADG	MCE	MILK	MWW	STAY	DOC	YG	MARB	BF	REA	API	TI
12	-2.4	80	125	0.28	9	23	63	20	15	0.04	0.71	0.032	0.47	166	93
Rank	45	20	45	50	20			10	20	99	15	99		10	20

DAM INFO Age 2 Weight 1310 Calving Interval BWR 108 WWR 96 YWR 102

GGP



**229 512N** HB-PP 5/8 SM 1/4 AN 1/8 AR DOB: 2/8/2025 ASA# 4501658

BW	10/6 Wt.	Adj. 205	WW Ratio	Frame	CE Rating
68	735	693	99	5.2	**

GIBBS 9114G ESSENTIAL  
 JC MR MOST WANTED 682K  
 JC AY MS FORCE 682D

GW DEADWOOD 079G  
 GW MISS DEADWOOD 321L  
 GW MISS TRIPLE CROWN 655J

CE	BW	WW	YW	ADG	MCE	MILK	MWW	STAY	DOC	YG	MARB	BF	REA	API	TI
13	-2.9	69	114	0.28	8	25	60	20	15	-0.12	0.68	-0.019	0.71	165	88
Rank	35	15			50	30	40		10	20		15		50	15

DAM INFO Age 2 Weight 1175 Calving Interval BWR 92 WWR 99 YWR 98

GGP



**230 772N** BB-PP 5/8 SM 1/4 AR 1/8 AN DOB: 2/23/2025 ASA# 4501911

BW	10/6 Wt.	Adj. 205	WW Ratio	Frame	CE Rating
82	735	678	102	5.9	**

BIEBER CL ATOMIC C218  
 GW WARHEAD 210J  
 GW MISS BEACON 462G

GW PREDESTINED 701T  
 GW MISS PREDESTINED 548G  
 GW MISS PREM BEEF 687Z

CE	BW	WW	YW	ADG	MCE	MILK	MWW	STAY	DOC	YG	MARB	BF	REA	API	TI
12	-2.3	69	101	0.20	7	26	61	21	16	-0.01	0.52	0.010	0.25	151	82
Rank	45	20				35		10	15		35			99	30

DAM INFO Age 6 Weight 1585 Calving Interval 369 BWR 100 WWR 100 YWR 99

GGP



Buy the Best - DON'T JUST BUY A BULL

**231 818N** BB-PP 5/8 SM 5/16 AN 1/16 AR DOB: 2/25/2025 ASA# 4501956

BW	10/6 Wt.	Adj. 205	WW Ratio	Frame	CE Rating
98	715	630	95	5.7	**

GW SPARKY 369E TFS DUE NORTH 2659Z  
 GW JAILBREAK 555J GW MISS DUE NORTH 990E  
 GW MISS GPRD 038W GW MISS PREM BEEF 908Y

CE	BW	WW	YW	ADG	MCE	MILK	MWW	STAY	DOC	YG	MARB	BF	REA	API	TI
11	-2.0	76	124	0.30	6	29	67	18	20	-0.02	0.45	-0.015	0.40	145	85
Rank	20	45	35	15	30	20	1	45					35	45	

DAM INFO Age 8 Weight 1570 Calving Interval 367 BWR 100 WWR 90 YWR 95

GGP



**232 541N** BB-PP 5/8 SM 1/4 AN 1/8 AR DOB: 2/12/2025 ASA# 4501686

BW	10/6 Wt.	Adj. 205	WW Ratio	Frame	CE Rating
67	680	645	91	5.5	****

SOUTHERN FORTUNE TELLER CCR WACO 4142G  
 GW MEDICINE MAN 200K GW MISS WACO 821L  
 GW MISS PENDLETON 013H GW MISS MONTANA 984F

CE	BW	WW	YW	ADG	MCE	MILK	MWW	STAY	DOC	YG	MARB	BF	REA	API	TI
19	-5.3	77	129	0.32	11	24	63	18	14	-0.03	0.72	-0.026	0.48	178	97
Rank	5	2	40	25	3	50	50	20	30		15			4	10

DAM INFO Age 2 Weight 1220 Calving Interval BWR 91 WWR 91 YWR 105

GGP



**233 180N** HB-PP 5/8 SM 3/8 AN DOB: 3/12/2025 ASA# 4501515

BW	10/6 Wt.	Adj. 205	WW Ratio	Frame	CE Rating
74	660	670	101	5.5	****

BAR CK PENDLETON 7028 GW BREAKTHRU 045C  
 GW HIGH BALL 102H GW MISS BREAKTHRU 239H  
 GW MISS GPRD 341Z GW MISS LEWISTOWN 408A

CE	BW	WW	YW	ADG	MCE	MILK	MWW	STAY	DOC	YG	MARB	BF	REA	API	TI
18	-3.4	68	101	0.21	11	19	52	22	10	-0.04	1.08	0.003	0.22	193	97
Rank	10	10		4		3					2		99	1	15

DAM INFO Age 5 Weight 1345 Calving Interval 374 BWR 98 WWR 96 YWR 93

GGP



**234 545N** BB-PP 5/8 SM 5/16 AN 1/16 AR DOB: 2/12/2025 ASA# 4501689

BW	10/6 Wt.	Adj. 205	WW Ratio	Frame	CE Rating
68	695	660	94	5.3	****

TJ NIGHT OWL 561H GW SPARKY 369E  
 W5R WALK ON 49L GW MISS SPARKY 648L  
 W5R MISS ECLIPSE 42J GW MISS QUANTUM LEAP 179F

CE	BW	WW	YW	ADG	MCE	MILK	MWW	STAY	DOC	YG	MARB	BF	REA	API	TI
19	-5.6	69	110	0.26	9	30	64	22	17	-0.10	0.59	-0.032	0.18	176	90
Rank	4	2		20	15	45	2	5			25	50	99	5	30

DAM INFO Age 2 Weight 1210 Calving Interval BWR 92 WWR 94 YWR 92

GGP



**235 560N** BB-PP 5/8 SM 1/4 AR 1/8 AN DOB: 2/13/2025 ASA# 4501704

BW	10/6 Wt.	Adj. 205	WW Ratio	Frame	CE Rating
71	650	646	92	5.5	****

GW TRIPLE CROWN 018C GW HOLLOW POINT 463H  
 GW THREE FORKS 432L GW MISS HOLLOW POINT 602L  
 GW MISS CONQUEST 538C GW MISS ADVANTAGE 408H

CE	BW	WW	YW	ADG	MCE	MILK	MWW	STAY	DOC	YG	MARB	BF	REA	API	TI
17	-3.3	64	104	0.25	7	27	59	17	19	-0.16	0.69	-0.040	0.46	163	87
Rank	10	10		45	25	30	2				15	50		15	40

DAM INFO Age 2 Weight Calving Interval BWR 96 WWR 92 YWR 97

GGP



**236 603N** BB-PP 5/8 SM 11/32 AN 1/32 AR DOB: 2/16/2025 ASA# 4501744

BW	10/6 Wt.	Adj. 205	WW Ratio	Frame	CE Rating
70	660	790	113	5.3	***

HOOK'S EAGLE 6E GW GOOSE 708H  
 JC MR TALON 403G GW MISS GOOSE 501L  
 JC MS FORCE 403B GW MISS COWBOY CUT 469E

CE	BW	WW	YW	ADG	MCE	MILK	MWW	STAY	DOC	YG	MARB	BF	REA	API	TI
17	-1.5	87	136	0.30	11	27	70	18	19	-0.19	0.31	0.000	0.84	149	89
Rank	10	30	25	35	10	25	20	20	3	50			25	30	30

DAM INFO Age 2 Weight 1200 Calving Interval BWR 95 WWR 113 YWR 101

GGP



## Managing The Genetic Condition Developmental Duplication - DD

A new genetic condition, Developmental Duplication (DD) has been identified. When the gene associated with this condition is paired in a mating the results are either 1) no visual sign 2) calves can be born with multiple limbs (polymelia).

The difference between this defect and the others such as AM, NH, and OS, is that not all of the affected calves show any visible or functional signs of any condition. This is blamed on a phenomenon called incomplete penetrance. When animals have the genotype and do not display the phenotype, this is referred to as incomplete penetrance. The cause of incomplete penetrance in DD is unknown but is being researched aggressively.

If you buy a Gateway bull that is DDC and can prove he sired a multi-limbed calf, Gateway will buy the animal at the market price you receive for the rest of your calves. We are confident with this policy as we are seeing very little occurrence of these multi-limbed calves.

There are a number of bulls selling that carry the DD gene and will be identified in the catalog. You will be able to see the herd sires that carry the DD gene underneath the sire's footnote in the herd bull section. If you have retained heifers from sons of these bulls in the past or plan on retaining heifers from the bulls you purchase, you may want to only buy DDF bulls.

With there being more genetic defects popping up all the time, it looks more realistic to manage these conditions rather than trying to eliminate all these conditions from your herd. There is no need to throw away good genetics in your herd when you can just manage them in the future.

**237 877N** BB-PP 5/8 SM 3/8 AN DOB: 2/27/2025 ASA# 4502013

BW	10/6 Wt.	Adj. 205	WW Ratio	Frame	CE Rating
72	650	620	89	4.5	***

BAR CK PENDLETON 7028 GW MONARCH 387G  
 GW HIGH BALL 102H GW MISS MONARCH 290J  
 GW MISS GPRD 341Z GW MISS SPARKY 048G

CE	BW	WW	YW	ADG	MCE	MILK	MWW	STAY	DOC	YG	MARB	BF	REA	API	TI
16	-3.4	70	112	0.26	9	22	57	19	9	-0.09	0.87	-0.004	0.62	175	94
Rank	20	10			20			15			5			5	20

DAM INFO Age 4 Weight 1225 Calving Interval 371 BWR 96 WWR 100 YWR 99

GGP



Buy the Best - DON'T JUST BUY A BULL

**238 825N** NDR-PP 1/2 SM 1/4 AN 1/4 AR DOB: 2/25/2025 ASA# 4501963

BW	10/6 Wt.	Adj. 205	WW Ratio	Frame	CE Rating
76	685	617	89	5.5	***

GW TRIPLE CROWN 018C 5L ADVANTAGE 560-108B  
 GW THREE PEAT 331K GW MISS ADVANTAGE 884D  
 GW MISS BREAKTHRU 099H GW MISS PREDESTINED 209Y

CE	BW	WW	YW	ADG	MCE	MILK	MWW	STAY	DOC	YG	MARB	BF	REA	API	TI
16	-3.0	72	122	0.31	8	22	58	19	18	-0.12	0.81	-0.047	0.40	175	94
Rank	15	15	50	30	35			15	4		10	35		5	20

DAM INFO Age 9 Weight 1545 Calving Interval 368 BWR 99 WWR 97 YWR 99

GGP



**239 362N** NDR-PP 1/2 SM 1/2 AR DOB: 4/12/2025 ASA# 4525590

BW	10/6 Wt.	Adj. 205	WW Ratio	Frame	CE Rating
72	635	726	103	5.8	***

BIEBER CL ATOMIC C218 BECKTON NEBULA M045  
 GW WARHEAD 210J KOCH MS NEBLUA 600D  
 GW MISS BEACON 462G MFSR BEEF KING 850B

CE	BW	WW	YW	ADG	MCE	MILK	MWW	STAY	DOC	YG	MARB	BF	REA	API	TI
20	-6.3	66	100	0.21	7	26	59	19	10	-0.04	0.34	0.008	0.31	155	82
Rank	3	1			45	35		15					99	20	

DAM INFO Age 9 Weight 1400 Calving Interval 376 BWR 94 WWR 105 YWR 106

GGP



**240 319N** BB-PP 5/8 SM 1/4 AR 1/8 AN DOB: 3/26/2025 ASA# 4502136

BW	10/6 Wt.	Adj. 205	WW Ratio	Frame	CE Rating
78	675	732	105	5.7	***

GW MOVIN ON 183C GW ADVANTAGE 889F  
 GW SPARKY 369E GW MISS ADVANTAGE 722H  
 GW MISS CONQUEST 538C GW MISS MARLBORO MAN 595F

CE	BW	WW	YW	ADG	MCE	MILK	MWW	STAY	DOC	YG	MARB	BF	REA	API	TI
17	-3.8	68	107	0.24	8	31	65	14	15	-0.10	0.48	-0.015	0.49	146	84
Rank	10	10			30	10	45		20		40			35	45

DAM INFO Age 5 Weight 1510 Calving Interval 378 BWR 107 WWR 105 YWR 103

GGP



**241 312N** BB-PP 5/8 SM 1/4 AR 1/8 AN DOB: 3/25/2025 ASA# 4501642

BW	10/6 Wt.	Adj. 205	WW Ratio	Frame	CE Rating
93	695			5.5	*

BIEBER CL ATOMIC C218 TFS DUE NORTH 2659Z  
 GW WARHEAD 210J GW MISS DUE NORTH 168G  
 GW MISS BEACON 462G GW MISS PARAMOUNT 317A

CE	BW	WW	YW	ADG	MCE	MILK	MWW	STAY	DOC	YG	MARB	BF	REA	API	TI
8	-1.8	84	136	0.32	4	24	66	23	16	0.01	0.08	0.018	0.60	132	79
Rank		25	30	25	25	50	40	2	15						

DAM INFO Age 6 Weight 1515 Calving Interval 370 BWR 105 WWR 100 YWR 105

GGP



**242 140N** BB-PP 5/8 SM 1/4 AR 1/8 AN DOB: 3/9/2025 ASA# 4501477

BW	10/6 Wt.	Adj. 205	WW Ratio	Frame	CE Rating
92	730	710	107	5.7	*

BIEBER CL ATOMIC C218 GW PREDOMINATE 848A  
 GW WARHEAD 210J GW MISS PREDOMINATE 491E  
 GW MISS BEACON 462G GW MISS PREM BEEF 825C

CE	BW	WW	YW	ADG	MCE	MILK	MWW	STAY	DOC	YG	MARB	BF	REA	API	TI
9	-0.2	84	127	0.26	5	26	68	16	15	0.08	0.44	0.009	0.25	135	86
Rank		50	30	40		35	30	45	20	99	45		99	50	40

DAM INFO Age 8 Weight 1460 Calving Interval 369 BWR 102 WWR 103 YWR 103

GGP



**243 986N** BB-PP 5/8 SM 3/8 AN DOB: 3/3/2025 ASA# 4502120

BW	10/6 Wt.	Adj. 205	WW Ratio	Frame	CE Rating
80	690	672	96	5.3	***

LEACHMAN PROPHET J030Z GW QUANTUM LEAP 117B  
 SOUTHERN FORTUNE TELLER GW MISS QUANTUM LP 778E  
 GW MISS PREM BEEF 246Z GW MISS GPRD 456B

CE	BW	WW	YW	ADG	MCE	MILK	MWW	STAY	DOC	YG	MARB	BF	REA	API	TI
14	-2.0	75	122	0.29	7	27	64	16	12	-0.15	0.52	-0.021	0.69	150	87
Rank	25	20			50	40	45	25	40		35		50	30	35

DAM INFO Age 8 Weight 1515 Calving Interval 368 BWR 98 WWR 101 YWR 104

GGP



**244 247N** BB-PP 5/8 SM 3/8 AN DOB: 3/17/2025 ASA# 4501579

BW	10/6 Wt.	Adj. 205	WW Ratio	Frame	CE Rating
78	690	684	98	5.3	**

LEACHMAN PROPHET J030Z TJ HIGH BET 236X  
 SOUTHERN FORTUNE TELLER GW MISS HIGH BET 427B  
 GW MISS PREM BEEF 246Z GW MISS PREM BEEF 101Z

CE	BW	WW	YW	ADG	MCE	MILK	MWW	STAY	DOC	YG	MARB	BF	REA	API	TI
13	-2.9	68	103	0.22	8	30	64	17	13	-0.19	0.50	-0.016	0.85	146	83
Rank	35	15			45	10	50	30	45	50	35		25	35	50

DAM INFO Age 11 Weight 1505 Calving Interval 368 BWR 98 WWR 101 YWR 101

GGP



**246 229N** BB-PP 5/8 SM 7/32 AN 5/32 AR DOB: 3/15/2025 ASA# 4501561

BW	10/6 Wt.	Adj. 205	WW Ratio	Frame	CE Rating
77	660	690	97	5.5	***

GIBBS 9114G ESSENTIAL GW DEADWOOD 079G  
 JC MR MOST WANTED 682K GW MISS DEADWOOD 780K  
 JC AY MS FORCE 682D GW MISS QUANTUM LEAP 350F

CE	BW	WW	YW	ADG	MCE	MILK	MWW	STAY	DOC	YG	MARB	BF	REA	API	TI
16	-3.0	70	116	0.28	12	28	63	21	14	0.05	0.72	0.021	0.45	172	90
Rank	15	15			50	2	20	4	35	99	15	99		10	30

DAM INFO Age 3 Weight 1285 Calving Interval 383 BWR 99 WWR 101 YWR 103

GGP



**248 123N** HB-PP 5/8 SM 3/8 AN DOB: 3/8/2025 ASA# 4501460

BW	10/6 Wt.	Adj. 205	WW Ratio	Frame	CE Rating
72	720	741	104	5.2	**

HOOKE'S FRONTLINE 40F GW GOOSE 708H  
 JC MR MOTOWN 636J GW MISS GOOSE 854K  
 BROWN MS QUANAH 505B GW MISS JACKPOT 952F

CE	BW	WW	YW	ADG	MCE	MILK	MWW	STAY	DOC	YG	MARB	BF	REA	API	TI
15	-3.1	71	128	0.36	9	29	65	14	16	-0.04	0.61	0.009	0.63	153	88
Rank	25	10	40	10	20	15	45		15		25		25	35	35

DAM INFO Age 3 Weight 1290 Calving Interval 383 BWR 95 WWR 103 YWR 105

GGP



**245 681N** HB-PP 5/8 SM 1/4 AR 1/8 AN DOB: 2/20/2025 ASA# 4501820

BW	10/6 Wt.	Adj. 205	WW Ratio	Frame	CE Rating
78	715	660	95	5.6	***

BIEBER CL ATOMIC C218 LBR GOLD DIGGER W524  
 GW WARHEAD 210J GW MISS GOLD DIGGER 788C  
 GW MISS BEACON 462G GW MISS PREDESTINED 598U

CE	BW	WW	YW	ADG	MCE	MILK	MWW	STAY	DOC	YG	MARB	BF	REA	API	TI
18	-3.0	67	106	0.25	8	29	63	24	13	0.07	0.36	0.014	-0.11	158	79
Rank	10	15			40	15		1	50	99			99	20	

DAM INFO Age 10 Weight 1705 Calving Interval 419 BWR 98 WWR 101 YWR 100

GGP



**247 753N** BB-PP 1/2 SM 5/16 AN 5/32 AR DOB: 2/22/2025 ASA# 4501892

BW	10/6 Wt.	Adj. 205	WW Ratio	Frame	CE Rating
78	720	733	104	5.4	**

GW TRIPLE CROWN 018C GW SMOKE SIGNAL 933J  
 GW THREE FORKS 432L GW MISS SMOKE SIGNAL 020L  
 GW MISS CONQUEST 538C GW MISS PENDLETON 388H

CE	BW	WW	YW	ADG	MCE	MILK	MWW	STAY	DOC	YG	MARB	BF	REA	API	TI
12	-1.9	70	116	0.29	7	26	61	14	18	-0.21	0.71	-0.045	0.70	151	89
Rank	45	25			40		35		3	45	15	35	50	25	30

DAM INFO Age 2 Weight 1095 Calving Interval BWR 105 WWR 104 YWR 105

GGP



**249 302N** BB-PP 5/8 SM 1/4 AR 1/8 AN DOB: 3/24/2025 ASA# 4501633

BW	10/6 Wt.	Adj. 205	WW Ratio	Frame	CE Rating
80	690	733	105	5.7	**

BIEBER CL ATOMIC C218 SOUTHERN FORTUNE TELLER  
 GW WARHEAD 210J GW MISS FORTUNE TELLER 462H  
 GW MISS BEACON 462G GW MISS PREM BEEF 640D

CE	BW	WW	YW	ADG	MCE	MILK	MWW	STAY	DOC	YG	MARB	BF	REA	API	TI
14	-2.2	71	109	0.23	8	27	62	17	14	0.00	0.57	0.020	0.52	151	85
Rank	25	20			35	25		30	35		30	99		25	45

DAM INFO Age 5 Weight 1430 Calving Interval 569 BWR 101 WWR 103 YWR 102

GGP

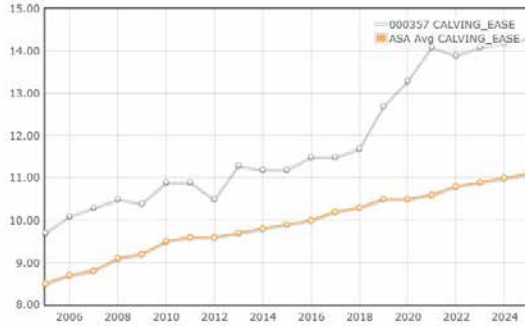


# Gateway Lucky Cross™ versus Hybrid Simmental

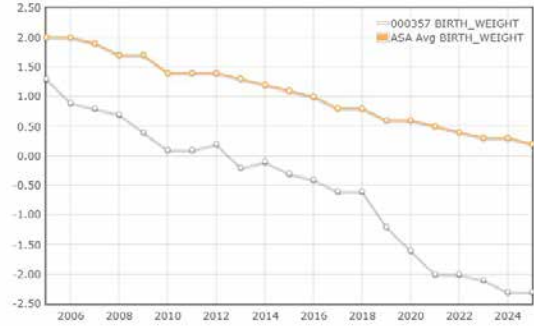


The charts below highlight the genetic trends in both the Gateway Lucky Cross™ cattle and the overall population of SimAngus™ genetics over the years.

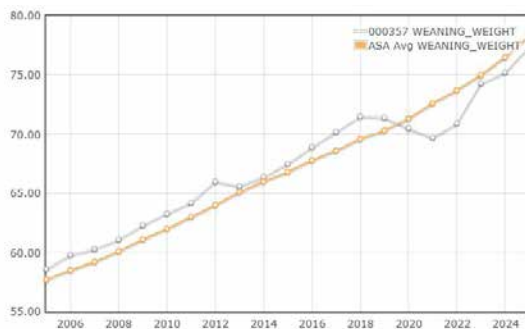
GENETIC TREND IN CALVING EASE



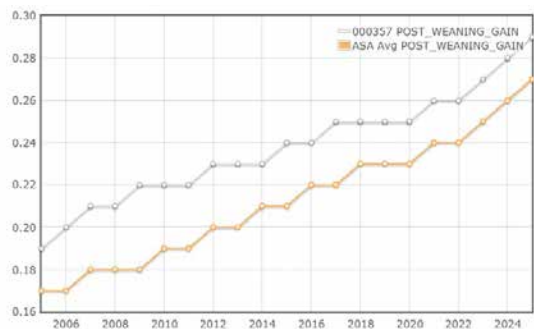
GENETIC TREND IN BIRTH WEIGHT



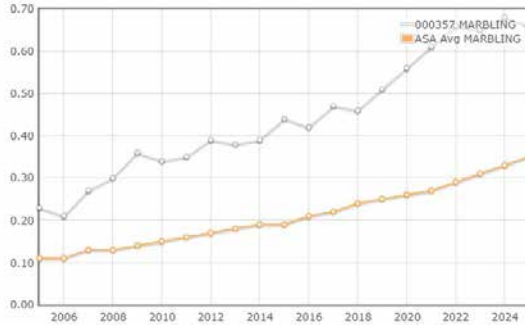
GENETIC TREND IN WEANING WEIGHT



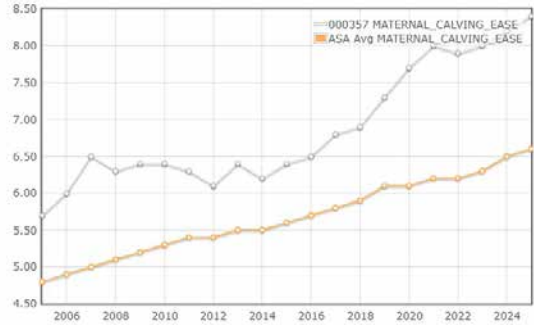
GENETIC TREND IN POST WEANING GAIN



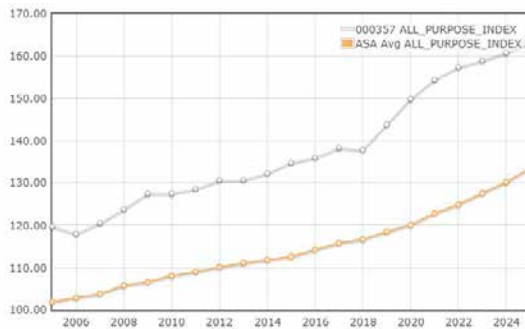
GENETIC TREND IN MARBLING



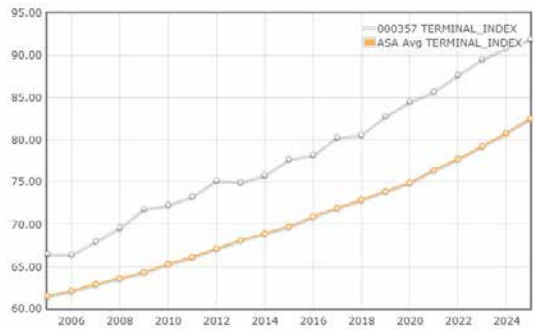
GENETIC TREND IN MATERNAL CALVING EASE



GENETIC TREND IN API



GENETIC TREND IN TI





### GW HIGH BALL 102H HOMO BLACK - HOMO POLLED

5/8 SM 3/8 AN

ASA# 3704533

SIRE: BAR CK PENDLETON 7028  
 DAM: GW MISS GPRD 341Z  
 MGS: GW PREDESTINED 701T

	CE	BW	WW	YW	ADG	MCE	MILK	MWW	STAY	DOC	YG	MARB	BF	REA	API	TI
EPDs	13	-1.7	94	149	0.34	9	15	62	18	10	-0.09	1.03	-0.009	0.77	185	109
Rank	45	25	10	10	15	20	99	55	25	85	80	2	85	35	2	1

High Ball is making the kind of cattle we like whether bull or female. They are hardy, powerful cattle that provide the fleshing ability unlike any I've seen on my watch. The High Ball females did a great job this year as you will see many top bulls out of High Ball dams. 41 sons sell. 7 traits in the top 25%. 65 carcass records.



### GW JAILBREAK 555J HOMO BLACK - HOMO POLLED

5/8 SM 9/32 AN 3/32 AR

ASA# 3877088

SIRE: GW SPARKY 369E  
 DAM: GW MISS GPRD 038W  
 MGS: GW PREDESTINED 701T

	CE	BW	WW	YW	ADG	MCE	MILK	MWW	STAY	DOC	YG	MARB	BF	REA	API	TI
EPDs	13	-1.8	93	149	0.35	8	40	87	17	23	-0.06	0.59	-0.016	0.70	161	100
Rank	35	25	10	10	15	40	1	1	30	1	85	25	75	50	15	10

Jailbreak is now a proven bull that simply makes sound, attractive, growthy cattle. His first females raised big calves and are proven milky, quiet females. 9 sons sell. 9 traits in top 25%. 43 carcass records.



### GW MEDICINE MAN 200K HOMO BLACK - HOMO POLLED

5/8 SM 3/8 AN

ASA# 4033441

SIRE: SOUTHERN FORTUNE TELLER  
 DAM: GW MISS PENDLETON 013H  
 MGS: BAR CK PENDLETON 7028

	CE	BW	WW	YW	ADG	MCE	MILK	MWW	STAY	DOC	YG	MARB	BF	REA	API	TI
EPDs	17	-6.0	87	146	0.37	10	28	72	15	17	-0.24	0.67	-0.072	0.98	173	104
Rank	15	1	25	15	10	15	20	15	55	10	35	20	10	10	10	3

Medicine Man was our top selling bull in our 2023 sale as is proving to be impactful, popular AI sire. He is very unique because of his number profile. Most would classify him as a calving ease bull and also a growth bull. Not many bulls fit both. 19 sons sell. 13 traits in top 25%.



### JC MR MOST WANTED 682K HOMO BLACK - HOMO POLLED

3/4 SM 1/4 AN

ASA# 4029493

SIRE: GIBBS 9114G ESSENTIAL  
 DAM: JC AY MS FORCE 682D  
 MGS: TFS ALLIED FORCE 2630Z

	CE	BW	WW	YW	ADG	MCE	MILK	MWW	STAY	DOC	YG	MARB	BF	REA	API	TI
EPDs	20	-5.1	68	110	0.26	12	27	61	22	17	0.11	0.55	0.045	0.34	172	86
Rank	3	2	85	70	60	1	25	60	2	10	99	30	99	95	10	40

Most Wanted was purchased because of his potential to complement the Gateway cowherd. His projections include excellent potential for feed efficiency and STAY. He provides great calving ease, adds length with eye appeal. 27 sons sell. 7 traits in top 25%. 39 carcass records.

## GW DEADWOOD 079G HETERO BLACK - HOMO POLLED

1/2 SM 1/2 AR

ASA# 3549195

SIRE: VGW DIRECT DRIVE 512  
 DAM: GW MISS END ZONE 708D  
 MGS: GW END ZONE 135B

	CE	BW	WW	YW	ADG	MCE	MILK	MWW	STAY	DOC	YG	MARB	BF	REA	API	TI
EPDs	16	-2.2	67	111	0.27	7	25	59	19	18	0.06	1.25	-0.005	0.02	191	98
Rank	15	20	85	70	55	45	35	70	15	5	99	1	85	99	1	10

Deadwood is now a proven outcross bull with daughters in production. His daughters have beautiful udders and are attractive cows. His marbling is the kind that will make 50% prime carcasses. 8 sons sell. 86 carcass records.



## JC MR TALON 403G HOMO BLACK - HOMO POLLED

5/8 SM 3/8 AN

ASA# 3555669

SIRE: HOOK'S EAGLE 6E  
 DAM: JC MS FORCE 403B  
 MGS: HOOKS SHEAR FORCE 38K

	CE	BW	WW	YW	ADG	MCE	MILK	MWW	STAY	DOC	YG	MARB	BF	REA	API	TI
EPDs	20	-6.4	72	113	0.25	12	22	58	20	18	-0.27	0.47	-0.003	1.11	170	90
Rank	3	1	70	70	70	1	70	75	10	5	30	40	85	4	10	30

After hearing of how many commercial producers raved about calving ease and the calves by Talon, we decided to incorporate him in the Gateway program. We were waiting for an Eagle son that fit us and he has worked well. The moderation, soundness and full-bodied profile will make you take a second look. 18 sons sell. 7 traits in top 25%. 11 carcass records.



## GW THREE PEAT 331K HETERO BLACK - HOMO POLLED

5/8 SM 3/8 AN

ASA# 4033844

SIRE: GW TRIPLE CROWN 018C  
 DAM: GW MISS BREAKTHRU 099H  
 MGS: GW BREAKTHRU 045C

	CE	BW	WW	YW	ADG	MCE	MILK	MWW	STAY	DOC	YG	MARB	BF	REA	API	TI
EPDs	13	-2.1	82	134	0.32	8	19	60	14	20	-0.39	0.84	-0.097	1.18	167	100
Rank	40	20	35	30	25	35	90	70	60	1	5	10	2	2	10	10

Three peat is a red carrier, black pedigreed bull we kept broadening the base of our red cattle. This year it seems we got mostly black bull calves, but he excels in most production traits, especially the carcass traits. 12 sons sell. 7 traits in top 25%. 21 carcass records.



## GW TRIPLE DOUBLE 276K HOMO BLACK - HOMO POLLED

1/2 SM 3/8 AN 1/8 CS

ASA# 4033843

SIRE: GW TRIPLE CROWN 018C  
 DAM: GW MISS DUE NORTH 323H  
 MGS: TFS DUE NORTH 2659Z

	CE	BW	WW	YW	ADG	MCE	MILK	MWW	STAY	DOC	YG	MARB	BF	REA	API	TI
EPDs	10	-1.2	89	141	0.33	7	20	65	14	21	-0.09	0.94	-0.003	0.86	168	103
Rank	65	35	20	20	20	55	80	45	60	1	80	3	85	25	10	4

Triple Double progeny are very deep bodied, soft make cattle with subtle differences from his sire with a maternal sire look. Lots of potential in his carcass traits as well. 10 sons sell. 7 traits in top 25%. 29 carcass records.





### IR/JLN BOOMER J425 HOMO BLACK - HOMO POLLED

PB SM ASA# 3999260

SIRE: HOOK'S EAGLE 6E  
 DAM: KBHR IR/JLN ASTORIA G119  
 MGS: KBHR HIGH ROAD E283

	CE	BW	WW	YW	ADG	MCE	MILK	MWW	STAY	DOC	YG	MARB	BF	REA	API	TI
EPDs	15	-3.0	82	133	0.32	7	26	67	17	14	-0.49	0.71	-0.048	1.31	183	104
Rank	10	3	40	25	15	25	30	35	40	25	10	3	85	2	3	3

Boomer has earned his way into the Gateway program because he improves multiple traits in a package that is square, sound, and full bodied. We will sell a bunch more of these next year. 9 sons sell. 10 traits in top 25%. 20 carcass records.



### KBHR CLIMAX L054 HOMO BLACK - HOMO POLLED

PB SM ASA# 4225730

SIRE: GIBBS 9114G ESSENTIAL  
 DAM: KBHR DEBUTANTE H113  
 MGS: WS PROCLAMATION E202

	CE	BW	WW	YW	ADG	MCE	MILK	MWW	STAY	DOC	YG	MARB	BF	REA	API	TI
EPDs	15	-3.8	97	150	0.34	9	28	76	22	15	-0.10	0.80	-0.002	0.71	202	114
Rank	10	2	10	10	10	10	20	10	3	15	99	2	99	85	1	1

Climax is a prospect we purchased last year to outcross with many of our Lucky Cross cattle. For only having 20 calves born by him in 25, he left quite an impression with the quality of his calves. Lots of genetic merit in his first proof. 7 sons sell. 12 traits in top 25%.



### KBHR BAD HABIT L135 HETERO BLACK - HOMO POLLED

PB SM ASA# 4225811

SIRE: FIVE STAR JACKSON J10  
 DAM: KBHR J284 MS RED OCTOBER  
 MGS: MR SR RED OCTOBER G1761

	CE	BW	WW	YW	ADG	MCE	MILK	MWW	STAY	DOC	YG	MARB	BF	REA	API	TI
EPDs	19	-3.7	86	136	0.32	13	32	74	20	7	-0.27	0.83	-0.024	0.99	204	110
Rank	2	2	30	20	15	1	10	10	10	95	85	2	99	30	1	1

Bad Habit is another prospect we purchased last year to outcross with many of our Lucky Cross cattle. He is a good looking, good, numbered bull that left enough good calves to get us excited. 5 sons sell. 11 traits in top 25%.



### GW CANNON BALL 518L HOMO BLACK - HOMO POLLED

5/8 SM 3/8 AN ASA# 4184467

SIRE: GW HIGH BALL 102H  
 DAM: GW MISS 231A 392J  
 MGS: REDHILL 672X X004 231A

	CE	BW	WW	YW	ADG	MCE	MILK	MWW	STAY	DOC	YG	MARB	BF	REA	API	TI
EPDs	9	-0.1	96	156	0.38	7	18	65	17	13	-0.07	0.78	-0.004	0.75	164	102
Rank	75	50	10	5	5	55	95	40	30	50	85	10	85	40	15	5

Cannon ball was a prospect we kept a year ago to produce dense, long, high value cattle. His pedigree combines two of the best proven bulls for creating heavy, moderate cattle. 5 sons sell. 6 traits in top 25%.

## SOUTHERN FORTUNE TELLER HOMO BLACK - HOMO POLLED

1/2 SM 1/2 AN

ASA# 3382993

SIRE: LEACHMAN PROPHET J030Z  
 DAM: GW MISS PREM BEEF 246Z  
 MGS: GW PREMIUM BEEF 021TS

	CE	BW	WW	YW	ADG	MCE	MILK	MWW	STAY	DOC	YG	MARB	BF	REA	API	TI
EPDs	14	-4.3	76	125	0.31	7	27	65	9	16	-0.22	0.84	-0.028	1.09	159	99
Rank	25	4	60	45	30	50	25	40	95	10	40	10	65	5	20	10

Fortune Teller is now a proven bull with an excellent genetics for calving ease, birth to yearling spread, and carcass value. His progeny are moderate, with sound structured, easy doing. Word from down under states he will excel in feed efficiency. His sons have been very popular at previous sales and continue to impress. 10 sons sell. 7 traits in top 25%. 52 carcass records.



## GW WARHEAD 210J HETERO BLACK - HOMO POLLED

1/2 SM 1/2 AR

ASA# 3869116

SIRE: BIEBER CL ATOMIC C218  
 DAM: GW MISS BEACON 462G  
 MGS: HOOK'S BEACON 56B

	CE	BW	WW	YW	ADG	MCE	MILK	MWW	STAY	DOC	YG	MARB	BF	REA	API	TI
EPDs	15	-3.1	83	131	0.30	7	27	69	22	15	0.15	0.21	0.050	0.23	148	84
Rank	25	10	35	35	35	50	25	25	2	25	99	80	99	99	30	50

Warhead is another proven bull with an outcross pedigree. Gateway has been focused on maintaining some diversity in our genetics to not sell linebred hybrid bulls. Warhead is a good looking, long bodied bull with added value based on his trouble free EPDs and that diversity. 13 sons sell. 7 traits in top 25%. 52 carcass records.



## CCR PRIMAL 8036K HOMO BLACK - HOMO POLLED

1/2 SM 1/2 AN

ASA# 4193169

SIRE: CCR BONAFIDE 5116F  
 DAM: CCR MS COMMAND 8036F  
 MGS: BALDRIDGE COMMAND C036

	CE	BW	WW	YW	ADG	MCE	MILK	MWW	STAY	DOC	YG	MARB	BF	REA	API	TI
EPDs	10	0.9	97	140	0.27	8	36	84	18	19	0.03	0.70	0.019	0.64	157	100
Rank	70	70	10	20	55	30	1	1	25	2	95	15	95	60	20	10

Primal is a bull we tried to purchase in the last sale season and failed so we tried some semen on. His pedigree was proven; he had the look we liked with excellent EPDs and indexes.



## W5R WALK ON 49L HOMO BLACK - HOMO POLLED

5/8 SM 3/8 AN

ASA# 4236008

SIRE: TJ NIGHT OWL 561H  
 DAM: W5R MISS ECLIPSE 42J  
 MGS: BRIDLE BIT ECLIPSE E744

	CE	BW	WW	YW	ADG	MCE	MILK	MWW	STAY	DOC	YG	MARB	BF	REA	API	TI
EPDs	16	-2.9	85	134	0.31	7	32	75	26	19	0.04	0.76	-0.009	0.22	189	100
Rank	20	15	30	30	30	55	4	10	1	2	99	10	85	99	2	10

Walk On is a prospect we purchased because of his balanced EPD profile and female longevity potential, and non-Gateway pedigree to expand the base. 18 sons sell. 11 traits in top 25%



## HOOK'S GALILEO 210G HOMO BLACK - HOMO POLLED

3/4 SM 1/4 AN

ASA# 3563620

SIRE: BRIDLE BIT ECLIPSE E744  
 DAM: HOOK'S EVITA 18E  
 MGS: HOOK'S BEACON 56B

	CE	BW	WW	YW	ADG	MCE	MILK	MWW	STAY	DOC	YG	MARB	BF	REA	API	TI
EPDs	15	-2.4	91	141	0.31	11	40	85	18	20	-0.15	1.20	-0.046	0.70	198	115
Rank	20	20	15	20	30	10	1	1	25	2	65	1	35	50	1	1

## GW LEWISTOWN 452L HOMO BLACK - HOMO POLLED

5/8 SM 3/8 AN

ASA# 4184964

SIRE: GW HIGH BALL 102H  
 DAM: GW MISS JACKPOT 881F  
 MGS: GW JACKPOT 027C

	CE	BW	WW	YW	ADG	MCE	MILK	MWW	STAY	DOC	YG	MARB	BF	REA	API	TI
EPDs	13	-2.6	86	135	0.30	10	27	70	20	18	-0.08	0.96	-0.007	0.71	185	105
Rank	35	15	25	30	35	10	25	20	10	5	80	3	85	50	2	3

## GIBBS 9114G ESSENTIAL HOMO BLACK - HOMO POLLED

PB SM

ASA# 3716905

SIRE: GIBBS 7382E BROAD RANGE  
 DAM: GIBBS 7153E STAR 3136A  
 MGS: HOOK'S BROADWAY 11B

	CE	BW	WW	YW	ADG	MCE	MILK	MWW	STAY	DOC	YG	MARB	BF	REA	API	TI
EPDs	13	-1.4	101	170	0.43	8	32	83	18	18	-0.23	0.41	0.012	1.43	170	106
Rank	20	15	3	1	1	20	10	1	30	2	95	20	99	1	10	2

## GW SPARKY 369E HOMO BLACK - HOMO POLLED

1/2 SM 1/4 AN 1/4 AR

ASA# 3242849

SIRE: GW MOVIN ON 183C  
 DAM: GW MISS CONQUEST 538C  
 MGS: HXC CONQUEST 4405P

	CE	BW	WW	YW	ADG	MCE	MILK	MWW	STAY	DOC	YG	MARB	BF	REA	API	TI
EPDs	21	-5.8	66	106	0.25	10	28	61	13	18	-0.21	0.50	-0.023	0.67	150	84
Rank	2	2	90	80	70	15	20	60	75	4	45	35	65	55	30	45

## GW GOOSE 708H HOMO BLACK - HOMO POLLED

5/8 SM 1/4 AN 1/8 AR

ASA# 3697029

SIRE: GW SPARKY 369E  
 DAM: GW MISS QUANTUM LEAP 086F  
 MGS: GW QUANTUM LEAP 117B

	CE	BW	WW	YW	ADG	MCE	MILK	MWW	STAY	DOC	YG	MARB	BF	REA	API	TI
EPDs	17	-3.7	70	122	0.33	9	30	65	14	17	-0.09	0.47	0.003	0.57	147	86
Rank	15	10	80	50	20	25	10	40	65	5	80	40	90	75	30	40

## GW THREE FORKS 432L HOMO BLACK - HOMO POLLED

1/2 SM 1/4 AN 1/4 AR

ASA# 4185260

SIRE: GW TRIPLE CROWN 018C  
 DAM: GW MISS CONQUEST 538C  
 MGS: HXC CONQUEST 4405P

	CE	BW	WW	YW	ADG	MCE	MILK	MWW	STAY	DOC	YG	MARB	BF	REA	API	TI
EPDs	14	-3.3	75	122	0.29	8	24	62	14	22	-0.10	0.75	-0.027	0.55	159	94
Rank	30	10	60	50	45	35	50	55	65	1	75	10	65	75	15	20

## JC MR MOTOWN 636J HOMO BLACK - HOMO POLLED

1/2 SM 1/2 AN

ASA# 3870350

SIRE: HOOK'S FRONTLINE 40F  
 DAM: BROWN MS QUANAH 505B  
 MGS: G A R QUANAH 687L

	CE	BW	WW	YW	ADG	MCE	MILK	MWW	STAY	DOC	YG	MARB	BF	REA	API	TI
EPDs	16	-2.8	66	124	0.36	9	29	62	17	15	0.12	0.90	0.031	0.21	170	90
Rank	20	15	90	45	10	25	15	55	30	20	99	4	99	99	10	25



46<sup>th</sup> ANNUAL Bull Sale

# GATEWAY

SIMMENTAL & LUCKY CROSS<sup>®</sup>

