

# Cow Camp Ranch

## SPRING BULL SALE

*Saturday* **January 24** 2026  
1:00 PM CT

Lost Springs, KS



# Welcome

Thank you for your interest in the 2026 Cow Camp Ranch Annual Bull Sale. We appreciate you taking the time to look through this year's offering and for considering our program as part of your operation. At Cow Camp Ranch, we take great pride in developing bulls that are built to work—sound, functional cattle designed to add value in real-world ranch conditions.

The cattle industry today is in the midst of an important cycle. With the national cow herd at historically low levels, demand for efficient, productive genetics has never been greater. While markets remain strong, rising input costs and tighter margins make every breeding decision more critical. We believe quality bulls are not an expense, but an investment—one that pays dividends through improved performance, longevity, and consistency in the calf crop.

Our bull development program is centered on durability and efficiency. Bulls are raised in a practical, low-input environment that reflects how they will be expected to perform after they leave our ranch. Structural soundness, fertility, disposition, and growth are non-negotiable traits in our program. We strive to produce bulls that hold condition, travel soundly, and remain productive for years, not just one breeding season.

Family has always been at the heart of Cow Camp Ranch. Working together allows us to stay hands-on throughout every phase of development, from calving and weaning to feeding and selection. We stand behind our cattle and value the long-term relationships we've built with commercial and seedstock producers alike.

As you evaluate this year's offering, we invite you to reach out with questions or to visit the ranch and view the bulls in person. We appreciate the trust you place in our program and look forward to being a part of your success in the years ahead.

We hope to see you sale day.

Sincerely,  
*Cow Camp Ranch*  
*The Brunner Family*



Brunner Family Christmas 2025

# Cow Camp Ranch SPRING BULL SALE

1:00 PM CT *January 24* 2026

Lost Springs, KS 180 Age Advantaged  
Simmental and SimAngus™ Bulls Sell

## LOCATION

2181 360th Road, Lost Springs, KS  
From North: On 77 Hwy., 5 miles south of the 56 & 77 highway junction in Herington, 2 1/8 miles west on 360th Rd.

From South: 2 miles north of the Lost Springs corner on 77 Highway, 2 1/8 miles west on 360th Rd. Sale will be held in the Drovers Barn right off of 360th Rd.

## SALE DAY PHONES

Ranch Office (785) 983-4483  
Kent Brunner (cell) (785) 466-6475  
Nolan Brunner (cell) (785) 466-1129  
Mark Brunner (cell) (785) 258-0173  
Tracy Brunner (cell) (785) 366-6667  
Superior Productions (800) 431-4452  
LiveAg (817) 533-6699

## SCHEDULE OF EVENTS

Cattle may be viewed any time prior to sale day.

### Saturday, January 24, 2026

8:00 AM Sale cattle on display  
11:00 AM U.S. Premium CAB Steak Dinner  
1:00 PM Cow Camp Ranch Bull Sale

## SALE

## ACCOMMODATIONS

Comfort Inn (785) 238-7887  
35 miles north, I-70 exit 296, Junction City, KS  
Days Inn & Suites (316) 452-2992  
60 miles south, El Dorado, KS  
Herington Inn & Suites (800) 597-4581



**COW CAMP RANCH  
LOST SPRINGS, KS**

bullsale@cowcampbeef.com  
**www.CowCampBeef.com**  
Kent Brunner 785-466-6475  
Mark Brunner 785-258-0173  
Nolan Brunner 785-466-1129  
Tracy Brunner/Feed Yard 785-965-2228



## AUCTIONEER

Charly Cummings (620) 625-3394

## SALE STAFF

Marty Ropp, (406) 581-7835  
Allied Genetic Resources  
Corey Wilkins, (256) 590-2487  
Allied Genetic Resources  
Jared Murnin, (406) 321-1542  
Allied Genetic Resources  
Stephen Russell, (785) 458-2650  
Kansas Stockman  
Colton Pratz, (405) 385-1054  
Oklahoma Cowman  
Guy Peverley, (785) 456-4390  
The Stock Exchange  
JW Brune, (785) 865-6624  
Special Assignment  
Bill Bowman, (816) 752-0079  
Missouri Beef Cattleman  
Michael Dikeman, (785) 770-2977  
American Simmental Assoc.

## BREEDING GUARANTEE

All bulls selling are guaranteed for fertility for the first breeding season. We cannot guarantee against injury or death once out of our possession. In the event a bull is deemed unsatisfactory the bull may be returned for a replacement bull of equal value or credit in the amount of the purchase price. All bulls selling have passed a BSE but should always be semen checked prior to turnout to ensure they are in proper breeding condition. Please contact Kent or Nolan about any issues prior to culling the animal. A signed veterinary statement may be required.

## TERMS & CONDITIONS

Terms of the sale are cash and all cattle become property of the buyer at the time of sale. All animals will be sold in accordance with the Suggested Sale Terms and Conditions of the American Simmental Association unless other terms are stated in this catalog. All announcements made sale day take precedence over printed material in this catalog or other printed material associated with this sale. All cattle will be registered with the American Simmental Association and those papers will be transferred after the sale. Please note all EPDs will change between the time this catalog is printed and the day of the sale. All EPDs in the catalog will be current as of the day they are printed. Owners, their agents or any of the sale staff will not be held responsible for any personal injury, loss or accident while attending this sale.

## LIVESTOCK INSURANCE

We cannot guarantee against injury, disease, mismanagement, or death once bulls are out of our possession. Therefore, we strongly recommend you insure your purchase if you'd like the full protection of mortality and/or loss of use insurance. For a quote, please contact Jared Mohnen with Dakota Ag Insurance at (605) 999-4475.

## SEMEN AND INTEREST

Selling full possession and 100% semen interest on all bulls unless otherwise noted in the sale book or announced prior to the sale. Cow Camp will retain the right to collect and/or use owner's semen on all bulls selling, for in herd use only.

## CUSTOMER SATISFACTION GUARANTEE

We have done our best to represent the sale offering as they are, however our Customer Satisfaction Guarantee protects you against getting cattle that are not what you thought they were. If you have a problem with an animal, it's our problem. We are the only ones who can fix it, so please contact us and give us a chance to help.

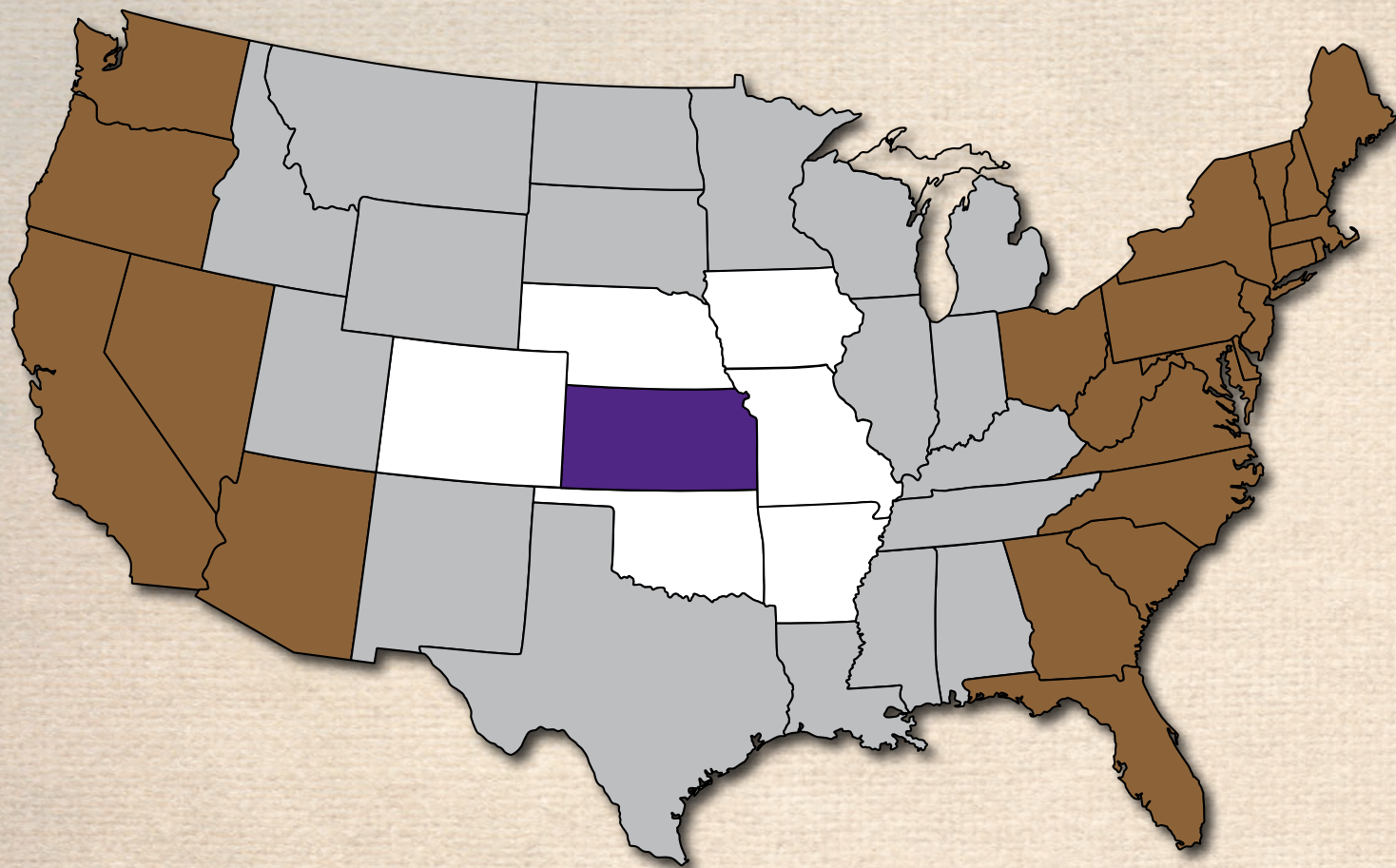


## SALE MANAGEMENT



Marty Ropp 406-581-7835  
Corey Wilkins 256-590-2487  
Jared Murnin 406-321-1542

[www.alliedgeneticresources.com](http://www.alliedgeneticresources.com)



- FREE**
- \$ 150 / head**
- \$ 300 / head**
- \$ 400 / head**

# Delivery Options

*We ask that you choose your delivery option at time of settlement so it may be billed accordingly.*

## TRUCKING / FEEDING OPTIONS

- \$100 off bulls loaded out on sale day.
- Delivery will begin following the sale, weather permitting. If necessary, we may ask that you meet the truck at central locations to stay on schedule.
- You may opt not to take your bulls at the time of their scheduled delivery and pick them up at the ranch at your convenience. In which case, we will keep your bulls free of charge up to April 1, 2026.

## VOLUME DISCOUNTS

- 3 bulls = 3% off purchase price
- 4 bulls = 4% off purchase price
- 5 bulls or more = 5% off purchase price
- \$50,000 or more total purchase price = free delivery

## Where to find...

Age-Advantaged Article	11
Bull Development	19
Calving Ease Stars	5
Delivery	2
Docility Scores	5
EPD Definitions	31
Feeder Cattle Marketing	3
LiveAg Online Bidding	42
Percentile Ranking Charts	45
RightMate	inside back cover
Superior Online Bidding	34
Superior Progressive Genetics	3
Top Dollar Angus	14



# THESE GENETICS QUALIFY FOR SUPERIOR PROGRESSIVE GENETICS

Earn a proven value-added premium at no extra cost when marketing cattle out of these genetics through Superior Livestock Auction.



[SUPERIORLIVESTOCK.COM](http://SUPERIORLIVESTOCK.COM) | 800.422.2117



**SHOWCASE YOUR  
BREEDING DECISIONS**

find a Superior Rep near you

## COW CAMP FEEDER CATTLE MARKETING OPTIONS

Cow Camp Inc, established in 1989, is our family-owned commercial cattle feeding operation. We have purchased and fed cattle from our bull customers for over 30 years now, and we will always continue to be active buyers of Cow Camp Genetics. There are several different feeding and marketing options as well as feed lot placement options. If you have any interest in selling or retaining interest in your calves through Cow Camp Feed Yard, please contact Tracy Brunner at (785) 965-2228.

Likewise, we have a strong relationship with Superior Livestock. If a customer has load lot capabilities, we would have an interest in assisting you with marketing your calves. We have numerous loads of calves with the Cow Camp and Allied logo marketed annually on Superior. We view it as an extremely effective avenue to market your calves with the largest buyer base across the U.S. If you have any interest in marketing calves do not hesitate contacting us.



# Cow Camp Ranch *Advantage*



*59 years in the  
business is  
no accident.*

Your Largest Source of **AGE  
ADVANTAGE** SimAngus Bulls.

Cover **MORE COWS** and find more  
bull when you pull bulls at the end of  
breeding season.

One of the industry best bull development  
programs. Our bulls are developed with  
the rancher and **LONGEVITY IN  
MIND.**

The Cow Camp feed yard has fed  
countless CCR sired feeder calves. If you're  
looking to feed your cattle or need a  
**COMPETITIVE BID** look no further.

**HETEROSIS!** Our SimAngus and  
Simmental bulls will provide hybrid vigor  
from a maternal and terminal standpoint.

# From the Sale Manager




Welcome to the 2026 Cow Camp Ranch Bull sale held on January 24th in Lost Springs, KS. As expected, the Cow Camp Ranch will once again be a source of genetics in volume to move the beef industry ahead at a rapid pace. The words consistency and uniformity are thrown around a lot in the genetics business, but at Cow Camp, the value and genetic potency, combined with pleasing phenotype, are represented at the highest degree from Lot 1 to 185.

As we turn the calendar over into 2026, it is exciting to see what the beef industry will be in the new year. One can hope we will continue to see record calf prices and the momentum we felt in 2025. The beef cycle remains in tight supply, and favorable prices for cow-calf producers are forecasted for 2026. Let's hope the great times and prices roll through the entire new year!

Ranchers have come to expect superior genetics in the Cow Camp sale. However, they continue to push hard for service allowing for customer success. Numerous loads of CCR prefix cattle continue to ring the bell across video platforms and auction barns across the midwest. The operation feeds numerous loads of customer cattle each year in their feedlot near Lost Springs. They not only breed for superior genetics they believe in their product and want customer to gain from their genetic purchases. If you have not asked about the buy back program or marketing options do not miss out!

We hope you can join us January 24th in Lost Springs. If we can be any service please do not hesitate in reaching out.

Sincerely,  
*Marty Ropp, Corey Wilkins and Jared Murnin*



## About the Bulls

### DOCILITY RATING

All Bull lots will also have a Docility Rating. This is our own evaluation of the bulls and not based on their EPD. Both measurements should be considered when making a buying decision. The bulls are ranked 1-3. Anything worse than a 3 (4-6) has been culled from the herd. The definitions are as follows:

- 1 - Docile (Gentle and easily handled)
- 2 - Restless (Quieter than average, but can be stubborn)
- 3 - Nervous (Manageable, but may require a different level of management and respect when handling)

### CALVING EASE STAR

All Bull lots have a Calving Ease Rating. This is a star rating system to help you select bulls based on how we believe they will calve. Always remember that the cow contributes 50% of the genetics and this should be taken into consideration when making your final mating decisions. The definitions are as follows:

- \*\*\*\* Can be used on virgin heifers with confidence
- \*\*\* Potential heifer bull, should be used on young cows first
- \*\* Acceptable calving ease, but should not be used on heifers
- \* Terminal sire, should be used on mature cows only.



CONTENDER SON



CCR CONTENDER 2745M Sells as Lot 1.

LOT **CCR CONTENDER 2745M**

**I**

Homo Black // Homo Polled 3/8 SM 5/8 AN  
8/28/2024 2745M ASA# 4499561

SC	DISPOSITION	CALVING EASE	FRAME				
43	1	***	6.0				

G A R DUAL THREAT KBHR BOLD RULER H152  
G A R CONTENDER CCR MS RULER 2745K  
RWA ASHLAND W1119 CCR MS 4015 ICONIC 0487H

	CE	BW	WW	YW	MCE	MILK	MWW
EPD	17.8	-0.9	88.4	150.3	9.8	32.4	79.2
Rank	10	35	20	10	15	4	3
	STAY	DOC	CW	MARB	REA	\$API	\$TI
EPD	16.0	18.7	50.9	1.33	1.18	200.0	113.7
Rank	40	3	20	1	2	1	1

Retaining 1/2 semen interest.



CCR MS RULER 2745K Dam of Lot 1.

A first generation SimAngus bull who raises the bar on combining genetic excellence and phenotype. He has all the makings of being one of the premier SimAngus bulls the industry has to offer. Elite calving ease, ample growth, superior carcass coupled with strong maternal traits makes his genetic profile rivaled by few. His dam 2745K raised him as a first calf heifer and has entered the donor pen this fall with high aspirations. We chose to sample Lot 1 last fall as well and are excited to see the future of this standout herd sire.

# COMSTOCK x 1447J FLUSH BROTHERS



CCR 1447 COMSTOCK 0276M Sells as Lot 2.

CCR MS GALILEO 1447J Dam of Lots 2, 3.

LOT **2** CCR 1447 COMSTOCK 0276M

Homo Black || Homo Polled 1/2 SM 1/2 AN  
8/27/2024 ET 0276M ASA# 4499225

SC	DISPOSITION	CALVING EASE	FRAME		
37	1	****	6.1		

SPRING COVE RENO 4021 HOOK'S GALILEO 210G  
WOODHILL COMSTOCK CCR MS GALILEO 1447J  
CHERNE EVERGREEN D501-F348 CCR MS BIG TIMBER 9761G

	CE	BW	WW	YW	MCE	MILK	MWW
EPD	18.7	-3.1	84.4	134.3	11.3	39.3	81.6
Rank	5	10	30	25	3	7	7
	STAY	DOC	CW	MARB	REA	\$API	\$TI
EPD	21.9	17.7	54.8	1.06	0.81	201.3	108.5
Rank	2	4	15	2	30	1	1

Retaining 1/2 semen interest.

LOT **3** CCR 1447 COMSTOCK 0224M

Homo Black || Homo Polled 1/2 SM 1/2 AN  
8/25/2024 ET 0224M ASA# 4499199

SC	DISPOSITION	CALVING EASE	FRAME			
37	1	****	5.8			

SPRING COVE RENO 4021 HOOK'S GALILEO 210G  
WOODHILL COMSTOCK CCR MS GALILEO 1447J  
CHERNE EVERGREEN D501-F348 CCR MS BIG TIMBER 9761G

	CE	BW	WW	YW	MCE	MILK	MWW
EPD	18.1	-3.8	77.4	126.4	11.5	39.3	78.1
Rank	10	10	30	40	3	7	3
	STAY	DOC	CW	MARB	REA	\$API	\$TI
EPD	19.3	19.1	50.0	1.02	0.83	192.7	104.6
Rank	10	2	20	2	30	1	3

Retaining 1/2 semen interest.



CCR 1447 COMSTOCK 0224M Sells as Lot 3.

Lots 2 and 3 - We are always in search for Angus bulls to enhance carcass traits without sacrificing STAY and maternal predictors. Comstock answered the call when mated to the 1447J donor. Here is a pair of bulls who offer breed leading figures and wonderful type. Both bulls have been successfully collected, and we chose to utilize both in our fall matings. We feel these heifer safe bulls offer superior maternal and terminal traits in one package.

COMSTOCK SON



CCR 1282 COMSTOCK 0480M Sells as Lot 4.

LOT 4 CCR 1282 COMSTOCK 0480M

Homo Black // Homo Polled 1/2 SM 1/2 AN  
 9/3/2024 ET 0480M ASA# 4499318

SC	DISPOSITION	CALVING EASE	FRAME			
35	1	****	6.0			

SPRING COVE RENO 4021 TJ GOLD 274G

WOODHILL COMSTOCK CCR MS 4417 GOLD 1282J  
 CHERNE EVERGREEN D501-F348 CCR MS NATIONAL 4417B

	CE	BW	WW	YW	MCE	MILK	MWW
EPD	16.3	-2.7	77.8	128.2	9.0	36.4	75.4
Rank	15	15		35	20	1	10
	STAY	DOC	CW	MARB	REA	\$API	\$TI
EPD	23.0	16.0	45.7	0.97	0.94	193.8	102.2
Rank	1	15	30	3	15	1	4



WOODHILL COMSTOCK Sire of Lots 2-4.

A big spread son of Comstock who offers tremendous maternal figures. His combination of STAY and marbling places him in rare air when looking at figures on the IGS sorts. Physically he is perfect structured and as eye appealing as they come. We love his added length and mass and feel he as all the makings of being a great breeder bull.

Our leadoff Primal is an absolute truck! Here is a herd bull everyone will find on sale day huge topped, stout hipped, and is as good physically as you can make them. Here is the bull in the offering if you and in search of added payweight and mass he needs to go home with you! He is another bull we froze some semen on to test in the fall herd.



CCR PRIMAL 1330M Sells as Lot 5.

LOT 5 CCR PRIMAL 1330M

Homo Black || Homo Polled 5/8 SM 3/8 AN  
9/12/2024 1330M ASA# 4499377

SC	DISPOSITION	CALVING EASE	FRAME	♀GGP	G+	ATM
40	1	**	6.2			

CCR BONAFIDE 5116F LBRS GENESIS G69  
CCR PRIMAL 8036K CCR MS GENESIS 1330J  
CCR MS COMMAND 8036F CCR MS SPARTAN 8031F

	CE	BW	WW	YW	MCE	MILK	MWW
EPD	5.8	2.0	115.1	178.8	6.8	31.4	88.7
Rank			7	7		5	7
	STAY	DOC	CW	MARB	REA	\$API	\$TI
EPD	15.0	20.4	66.5	0.96	0.72	168.1	115.3
Rank		1	3	3		10	1

LOT 6 CCR PRIMAL 1408M

Homo Black || Homo Polled 5/8 SM 3/8 AN  
9/7/2024 1408M ASA# 4499413

SC	DISPOSITION	CALVING EASE	FRAME	♀GGP	G+	ATM
37	1	**	5.7			

CCR BONAFIDE 5116F GW TRIPLE CROWN 018C  
CCR PRIMAL 8036K CCR MS TRIPLE CROWN 1408J  
CCR MS COMMAND 8036F CCR MS 5171 S FIRE 9708G

	CE	BW	WW	YW	MCE	MILK	MWW
EPD	11.4	-0.2	93.4	145.1	8.8	32.0	78.5
Rank			10	15	25	4	3
	STAY	DOC	CW	MARB	REA	\$API	\$TI
EPD	15.3	21.4	56.8	0.73	0.83	158.9	100.8
Rank		1	10	15	30	15	5



CCR PRIMAL 1408M Sells as Lot 6.

The Primal calves are consistent as they come. Lot 6 embodies the great traits of his sire offering tremendous growth and head turning type. They are truly the cattlemen's kind and will be well received by commercial cattlemen sale day.

PRIMAL SONS

CCR PRIMAL 8036K

The first progeny of former high-selling Primal is answering the call for added mass and type. The bull are true performers and offer added growth with tremendous eye appeal. We feel the SimAngus bulls are truly the cattlemen's kind who will deliver value to multiple facets of your operation.



CCR PRIMAL 8036K Sire of Lots 5-12.



CCR PRIMAL 1336M Sells as Lot 7.

LOT 7 CCR PRIMAL 1336M

Homo Black // Homo Polled 5/8 SM 3/8 AN  
9/5/2024 1336M ASA# 4499382

SC	DISPOSITION	CALVING EASE	FRAME				
36	1	**	5.9				

CCR BONAFIDE 5116F LBRS GENESIS G69  
CCR PRIMAL 8036K CCR MS GENESIS 1336J  
CCR MS COMMAND 8036F CCR MS YUMA 7507E

	CE	BW	WW	YW	MCE	MILK	MWW
EPD	10.5	0.3	103.0	161.0	8.5	30.8	82.3
Rank			2	3	25	10	1
	STAY	DOC	CW	MARB	REA	\$API	\$TI
EPD	14.3	16.9	61.7	0.63	0.70	152.7	102.6
Rank		10	10	20		25	4

LOT 8 CCR PRIMAL 9801M

Homo Black // Polled 5/8 SM 3/8 AN  
9/10/2024 9801M ASA# 4499927

SC	DISPOSITION	CALVING EASE	FRAME			
43	1	*	6.2			

CCR BONAFIDE 5116F HOOK'S ENCORE 65E  
CCR PRIMAL 8036K CCR MS ENCORE 9801G  
CCR MS COMMAND 8036F CCR MS PAYWEIGHT 5494C

	CE	BW	WW	YW	MCE	MILK	MWW
EPD	4.4	2.7	103.1	158.1	6.9	33.4	84.9
Rank			2	4		3	1
	STAY	DOC	CW	MARB	REA	\$API	\$TI
EPD	15.3	20.1	53.4	0.59	1.16	141.1	99.0
Rank		1	15	25	3	40	10



CCR PRIMAL 9801M Sells as Lot 8.

LOT **9** **CCR PRIMAL 1435M**  
 Homo Black II Homo Polled 5/8 SM 3/8 AN  
 9/11/2024 1435M ASA# 4499426

LOT **IO** **CCR PRIMAL 6461M**  
 Homo Black II Homo Polled 5/8 SM 3/8 AN  
 9/2/2024 6461M ASA# 4499672

SC	DISPOSITION	CALVING EASE	FRAME
38	1	*	6.2

SC	DISPOSITION	CALVING EASE	FRAME
39	1	**	6.3

CCR BONAFIDE 5116F GW TRIPLE CROWN 018C  
**CCR PRIMAL 8036K** CCR MS TRIPLE CROWN 1435J  
 CCR MS COMMAND 8036F CCR MS BIG TIMBER 9736G

CCR BONAFIDE 5116F CCR SANTA FE 9349Z  
**CCR PRIMAL 8036K** CCR MS SANTA FE 6461D  
 CCR MS COMMAND 8036F CCR MS 7035 UPGRD 2409Z

	CE	BW	WW	YW	MCE	MILK	MWW
EPD	4.9	3.0	109.1	169.1	4.5	26.8	81.2
Rank			1	2		25	2
	STAY	DOC	CW	MARB	REA	\$API	\$TI
EPD	13.7	21.3	73.2	0.67	1.18	144.8	103.5
Rank		1	1	20	2	35	3

	CE	BW	WW	YW	MCE	MILK	MWW
EPD	10.6	0.9	90.8	136.1	9.7	23.6	68.9
Rank			15	25	15		25
	STAY	DOC	CW	MARB	REA	\$API	\$TI
EPD	14.8	12.0	51.2	0.55	0.49	142.2	91.4
Rank			20	30		40	20

LOT **II** **CCR PRIMAL 1293M**  
 Homo Black II Homo Polled 5/8 SM 3/8 AN  
 9/13/2024 1293M ASA# 4499368

LOT **I2** **CCR PRIMAL 2527M**  
 Homo Black II Homo Polled 5/8 SM 3/8 AN  
 8/30/2024 2527M ASA# 4499457

SC	DISPOSITION	CALVING EASE	FRAME
36	1	**	5.7

SC	DISPOSITION	CALVING EASE	FRAME
35	1	**	5.6

CCR BONAFIDE 5116F GW TRIPLE CROWN 018C  
**CCR PRIMAL 8036K** CCR MS TRIPLE CROWN 1293J  
 CCR MS COMMAND 8036F CCR MS 3362 YUMA 8065F

CCR BONAFIDE 5116F GW TRIPLE CROWN 018C  
**CCR PRIMAL 8036K** CCR MS CROWN 2527K  
 CCR MS COMMAND 8036F CCR MS BOULDER 0369H

	CE	BW	WW	YW	MCE	MILK	MWW
EPD	9.4	0.5	83.6	126.4	6.9	27.0	68.8
Rank			30	40		25	25
	STAY	DOC	CW	MARB	REA	\$API	\$TI
EPD	20.0	17.1	59.2	0.63	0.81	153.4	89.8
Rank	10	10	10	20	30	25	25

	CE	BW	WW	YW	MCE	MILK	MWW
EPD	11.2	0.8	91.3	141.5	9.5	28.7	74.2
Rank			15	20	15	15	10
	STAY	DOC	CW	MARB	REA	\$API	\$TI
EPD	16.6	18.7	54.6	0.51	0.93	147.6	93.1
Rank	35	3	15	35	15	30	20

## REDUCE RISK WITH AGE ADVANTAGED BULLS

There are several important and logical reasons why commercial customers should consider purchasing bulls with a few more months of age and development on their side. Some of the benefits are obvious, but some others we don't always consider.

- Older bulls have the ability to service more females in a shorter period of time than yearling bulls. Age advantaged, 18-20 month old bulls should be capable of safely settling at least 5-10 more females in their first breeding season with minimal risk over a 45 day breeding period due to greater fitness, superior average semen production and maturity.
- Over-fat bulls are an issue in this industry. A high quality, slower paced development program is possible when producing older bulls for sale. Age advantaged bulls can simply be developed more slowly and still reach target weights and marketable condition with ease. Too often bulls developed to be sold as yearlings are subjected to extra push nutritionally in order to make those same thresholds. When done improperly, the results can be reduced longevity and lifetime service because of damage to feet, soft skeletal tissues and in extreme cases even internal organs associated with excess or faulty nutrition and exaggerated growth rate.
- Certainly, older bulls lose less weight and strength during their first breeding seasons. With that in mind the risk of your bull taking a week off or quitting the process of breeding cows completely is reduced. This is especially true in the more challenging breeding environments of the southern US.
- More of the guess work is taken out when purchasing older bulls. Strengths and flaws can both be more evident to buyers with an extra 6 months of development. For example, by that age foot and leg or disposition issues will be more evident and a higher percentage of potential problem bulls should have been identified and removed from the offering.
- Sorting older bulls does not give license to buy poorer genetics just because they have more age. It is important to make sure the age advantaged bulls you are evaluating are not just the leftovers after the more valuable bulls were not marketed as yearlings and low genetic value bulls should never be an option, regardless of age.

Many producers will always favor purchasing high value, younger bulls because of the potential of an extra season of use later in life and often sellers prefer the simplicity and lower cost of producing them. Correctly developed older bulls however, simply have a greater probability of breeding success in the first season than when they were younger. Give them a try for reduced risk.



CCR 1356 BEDROCK 8740M Sells as Lot 13.

LOT **I3** CCR 1356 BEDROCK 8740M  
 Homo Black || Homo Polled 5/8 SM 3/8 AN  
 8/29/2024 ET 8740M ASA# 4499843

SC	DISPOSITION	CALVING EASE	FRAME		
39	1	**	6.0	✂GGP	G+

TEHAMA PATRIARCH F028 CCR POUNDER 2045F  
 CCR BEDROCK 5171J CCR MS POUNDER 1356J  
 CCR MS 2073 COWBOY 5171C CCR MS 2120 WD RNG 8635F

	CE	BW	WW	YW	MCE	MILK	MWW
EPD	11.1	-2.4	85.1	141.8	8.1	19.2	61.7
Rank		20	25	15	35		
	STAY	DOC	CW	MARB	REA	\$API	\$TI
EPD	16.4	13.3	51.9	0.88	0.70	170.8	101.0
Rank	35	40	20	5		10	5

# BEDROCK x 1356J FLUSH BROTHERS

Here is a trio of bulls who offer an immense amount of consistency. The bulls tie together some of our most proven sires in CCR Cowboy Cut, CCR Wide Range, and CCR Pounder. We feel these brothers all offer bullet proof genetic progress and incredible type. If you want to remove risk and add consistency these bulls should be high on your list!

LOT **I4** CCR 1356 BEDROCK 5135M  
 Homo Black || Homo Polled 5/8 SM 3/8 AN  
 8/29/2024 ET 5135M ASA# 4499635

SC	DISPOSITION	CALVING EASE	FRAME		
40	1	**	6.0	✂GGP	G+

TEHAMA PATRIARCH F028 CCR POUNDER 2045F  
 CCR BEDROCK 5171J CCR MS POUNDER 1356J  
 CCR MS 2073 COWBOY 5171C CCR MS 2120 WD RNG 8635F

	CE	BW	WW	YW	MCE	MILK	MWW
EPD	11.4	0.9	96.4	151.4	8.9	19.2	67.4
Rank			10	10	20		30
	STAY	DOC	CW	MARB	REA	\$API	\$TI
EPD	16.0	15.5	44.1	0.68	0.53	156.8	98.6
Rank	40	15	35	15		20	10

LOT **I5** CCR 1356 BEDROCK 5429M  
 Homo Black || Homo Polled 5/8 SM 3/8 AN  
 9/4/2024 ET 5429M ASA# 4499640

SC	DISPOSITION	CALVING EASE	FRAME		
42	2	*	6.0	✂GGP	G+

TEHAMA PATRIARCH F028 CCR POUNDER 2045F  
 CCR BEDROCK 5171J CCR MS POUNDER 1356J  
 CCR MS 2073 COWBOY 5171C CCR MS 2120 WD RNG 8635F

	CE	BW	WW	YW	MCE	MILK	MWW
EPD	6.5	-0.6	89.7	145.8	5.1	19.2	64.0
Rank		40	15	15			
	STAY	DOC	CW	MARB	REA	\$API	\$TI
EPD	15.9	14.3	43.6	0.76	0.60	156.0	98.1
Rank	40	30	35	10		20	10

CCR BEDROCK 5171J



The Bedrock sons offer consistency and uniformity that the industry needs more of! The Bedrock sons tie performance, maternal, and calving ease with unrivaled marbling into one package! We have the utmost confidence that these powerful Bedrock sons will move your operation ahead at a rapid pace.

CCR BEDROCK 5171J Sire of Lots 13-20.

LOT **I6** CCR BEDROCK 7109M

Homo Black II Polled 5/8 SM 3/8 AN  
9/3/2024 7109M ASA# 4499699

SC	DISPOSITION	CALVING EASE	FRAME	REG	GEN
38	1	****	5.9	ΣGGP	G+

TEHAMA PATRIARCH F028 CCR BOULDER 1339A  
CCR BEDROCK 5171J CCR MS BOULDER 7109E  
CCR MS 2073 COWBOY 5171C CCR MS ROBUST 4064B

	CE	BW	WW	YW	MCE	MILK	MWW
EPD	14.6	-3.9	67.5	108.7	10.1	23.4	57.1
Rank	25	10			10		
	STAY	DOC	CW	MARB	REA	\$API	\$TI
EPD	13.3	15.3	46.4	0.93	0.76	167.7	94.8
Rank		20	30	4	40	10	15



CCR BEDROCK 7109M Sells as Lot 16.

LOT **I7** CCR BEDROCK 2824M

Homo Black II Polled 1/2 SM 1/2 AN  
9/2/2024 2824M ASA# 4499591

SC	DISPOSITION	CALVING EASE	FRAME	REG	GEN
39	1	**	6.0	ΣGGP	G+ ATM

TEHAMA PATRIARCH F028 TJ FROSTY 318E  
CCR BEDROCK 5171J CCR MS FROSTY 2824K  
CCR MS 2073 COWBOY 5171C CCR MS ABSOLUTE 7040E

	CE	BW	WW	YW	MCE	MILK	MWW
EPD	10.2	0.4	94.6	151.3	6.4	27.7	75.0
Rank			10	10		20	10
	STAY	DOC	CW	MARB	REA	\$API	\$TI
EPD	14.8	13.0	62.0	0.70	0.84	154.6	99.5
Rank			5	15	25	20	10



CCR BEDROCK 2824M Sells as Lot 17.

BEDROCK SONS



LOT 18 CCR BEDROCK 7140M

Homo Black || Homo Polled 5/8 SM 3/8 AN  
9/4/2024 7140M ASA# 4499705

SC	DISPOSITION	CALVING EASE	FRAME
40	1	****	5.6



TEHAMA PATRIARCH F028 CCR BOULDER 1339A  
CCR BEDROCK 5171J CCR MS BOULDER 7140E  
CCR MS 2073 COWBOY 5171C CCR MS ROBUST 4146B

	CE	BW	WW	YW	MCE	MILK	MWW
EPD	16.6	-4.5	64.0	95.9	8.5	26.6	58.5
Rank	15	4			25	30	
	STAY	DOC	CW	MARB	REA	\$API	\$TI
EPD	18.2	12.3	23.0	0.77	0.12	168.6	88.7
Rank	20			10		10	30

CCR BEDROCK 7140M Sells as Lot 18.

LOT 19 CCR BEDROCK 2839M

Homo Black || Homo Polled 1/2 SM 1/2 AN  
8/26/2024 2839M ASA# 4499597

SC	DISPOSITION	CALVING EASE	FRAME
38	1	****	5.5



TEHAMA PATRIARCH F028 TJ FROSTY 318E  
CCR BEDROCK 5171J CCR MS FROSTY 2839K  
CCR MS 2073 COWBOY 5171C CCR MS ABSOLUTE 7089E

	CE	BW	WW	YW	MCE	MILK	MWW
EPD	15.6	-2.4	81.0	122.5	8.9	24.2	64.7
Rank	20	20	40		20		
	STAY	DOC	CW	MARB	REA	\$API	\$TI
EPD	16.9	11.1	56.2	0.74	0.67	166.0	95.4
Rank	30		15	15		10	15

LOT 20 CCR BEDROCK 9608M

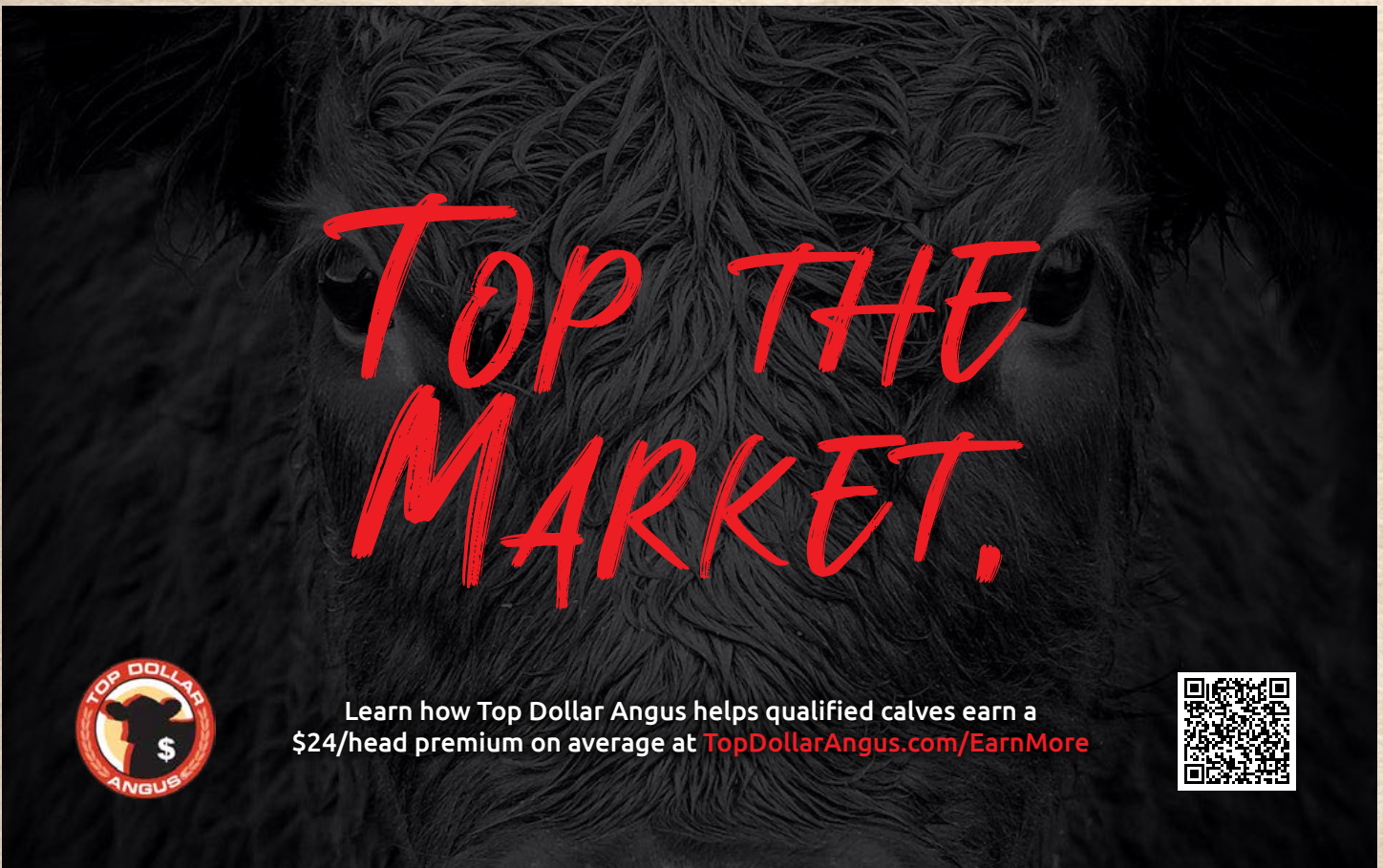
Homo Black || Homo Polled 3/8 SM 5/8 AN  
8/23/2024 9608M ASA# 4499870

SC	DISPOSITION	CALVING EASE	FRAME
39	1	****	5.6



TEHAMA PATRIARCH F028 MGR TREASURE  
CCR BEDROCK 5171J CCR MS TREASURE 9608G  
CCR MS 2073 COWBOY 5171C CCR MS BROADWAY 7105E

	CE	BW	WW	YW	MCE	MILK	MWW
EPD	14.3	-3.0	66.6	106.2	11.8	23.1	57.0
Rank	25	15			2		
	STAY	DOC	CW	MARB	REA	\$API	\$TI
EPD	18.9	14.4	27.0	1.03	0.00	175.1	91.5
Rank	15	30		2		5	20



Learn how Top Dollar Angus helps qualified calves earn a \$24/head premium on average at [TopDollarAngus.com/EarnMore](https://TopDollarAngus.com/EarnMore)



KENNY ROGERS

We tested Kenny Rogers on several purebred cows and are excited with the results. The sons are just different in their makeup. They will add frame and growth while not sacrificing foot quality and structure. The bulls offer big spread EPDs and will push carcass traits to the next level.



KENNY ROGERS Sire of Lots 21-28.

LOT 21 CCR KENNY ROGERS 1324M

Homo Black || Homo Polled 1/2 SM 1/2 AN  
9/14/2024 1324M ASA# 4499375

SC	DISPOSITION	CALVING EASE	FRAME			
35	1	**	6.0			

SYDGEN KCF GAVEL 8361 TJ GOLD 274G

KENNY ROGERS CCR MS GOLD 1324J  
FOXHOVENS KINTRY ANNIE 532 CCR MS NATIONAL 7542E

	CE	BW	WW	YW	MCE	MILK	MWW
EPD	10.4	-0.9	99.2	164.0	6.9	29.2	78.9
Rank		35	4	2		15	3
	STAY	DOC	CW	MARB	REA	\$API	\$TI
EPD	11.6	17.5	66.7	0.94	0.85	167.3	110.6
Rank		5	3	3	25	10	1



CCR KENNY ROGERS 1324M Sells as Lot 21.

LOT 22 CCR KENNY ROGERS 7563M

Homo Black || Polled 3/8 SM 5/8 AN  
9/9/2024 7563M ASA# 4499722

SC	DISPOSITION	CALVING EASE	FRAME			
41	1	**	6.0			

SYDGEN KCF GAVEL 8361 CCR COWBOY CUT 5048Z

KENNY ROGERS CCR MS COWBOY CUT 7563E  
FOXHOVENS KINTRY ANNIE 532 CCR MS NATIONAL 4450B

	CE	BW	WW	YW	MCE	MILK	MWW
EPD	13.3	-1.0	91.0	144.5	8.2	27.4	72.8
Rank		35	15	15	30	25	15
	STAY	DOC	CW	MARB	REA	\$API	\$TI
EPD	22.3	16.6	53.2	0.67	0.79	169.2	96.8
Rank		2	10	15	20	35	10



CCR KENNY ROGERS 7563M Sells as Lot 22.

KENNY ROGERS SONS



CCR KENNY ROGERS 9735M Sells as Lot 23.

LOT 24 CCR KENNY ROGERS 1270M  
 Homo Black || Homo Polled 1/2 SM 1/2 AN  
 9/10/2024 1270M ASA# 4499362

SC	DISPOSITION	CALVING EASE	FRAME
38	1	**	6.0

SYDGEN KCF GAVEL 8361 TJ GOLD 274G  
 KENNY ROGERS CCR MS 4417 GOLD 1270J  
 FOXHOVENS KINTRY ANNIE 532 CCR MS NATIONAL 4417B

CE	BW	WW	YW	MCE	MILK	MWW
EPD 10.6	1.0	99.8	162.9	7.5	31.3	81.3
Rank		3	3		10	2
STAY	DOC	CW	MARB	REA	\$API	\$TI
EPD 13.9	15.2	45.6	0.96	0.76	170.4	109.7
Rank	20	30	3	40	10	1

LOT 26 CCR KENNY ROGERS 9542M  
 Homo Black || Homo Polled 1/2 SM 1/2 AN  
 9/7/2024 9542M ASA# 4499851

SC	DISPOSITION	CALVING EASE	FRAME
39	1	**	6.2

SYDGEN KCF GAVEL 8361 KOCH BIG TIMBER 685D  
 KENNY ROGERS CCR MS BIG TIMBER 9542G  
 FOXHOVENS KINTRY ANNIE 532 CCR MS COWBOY 7639E

CE	BW	WW	YW	MCE	MILK	MWW
EPD 10.1	-0.5	98.9	162.1	8.5	32.9	82.2
Rank		4	3	25	3	1
STAY	DOC	CW	MARB	REA	\$API	\$TI
EPD 15.1	19.8	81.2	0.66	1.03	157.6	103.2
Rank	1	1	20	10	20	3

*Need More Genetic Value?*  
 80% of the bulls in the offering  
 received a G+ logo.



LOT 23 CCR KENNY ROGERS 9735M  
 Homo Black || Homo Polled 1/2 SM 1/2 AN  
 8/27/2024 Twin 9735M ASA# 4499903

SC	DISPOSITION	CALVING EASE	FRAME
42	1	***	5.9

SYDGEN KCF GAVEL 8361 KOCH BIG TIMBER 685D  
 KENNY ROGERS CCR MS BIG TIMBER 9735G  
 FOXHOVENS KINTRY ANNIE 532 CCR MS 2408 COWBOY 5453C

CE	BW	WW	YW	MCE	MILK	MWW
EPD 13.8	-1.4	98.0	154.3	10.1	29.2	78.1
Rank	30	30	5	10	15	3
STAY	DOC	CW	MARB	REA	\$API	\$TI
EPD 16.9	17.2	71.0	0.69	0.67	167.1	103.9
Rank	30	10	2	15	10	3

LOT 25 CCR KENNY ROGERS 9736M  
 Homo Black || Homo Polled 1/2 SM 1/2 AN  
 9/4/2024 9736M ASA# 4499905

SC	DISPOSITION	CALVING EASE	FRAME
40	1	*	6.5

SYDGEN KCF GAVEL 8361 KOCH BIG TIMBER 685D  
 KENNY ROGERS CCR MS BIG TIMBER 9736G  
 FOXHOVENS KINTRY ANNIE 532 CCR 2073 COWBOY 5051C

CE	BW	WW	YW	MCE	MILK	MWW
EPD 7.0	1.8	114.2	189.3	6.3	30.1	87.1
Rank		1	1		10	1
STAY	DOC	CW	MARB	REA	\$API	\$TI
EPD 12.5	20.2	91.5	0.62	1.15	148.4	107.9
Rank	1	1	20	3	30	2

LOT 27 CCR KENNY ROGERS 1215M  
 Homo Black || Homo Polled 1/2 SM 1/2 AN  
 9/12/2024 1215M ASA# 4499343

SC	DISPOSITION	CALVING EASE	FRAME
38	2	***	6.3

SYDGEN KCF GAVEL 8361 HOOK'S GALILEO 210G  
 KENNY ROGERS CCR MS GALILEO 1215J  
 FOXHOVENS KINTRY ANNIE 532 CCR 2073 COWBOY 5051C

CE	BW	WW	YW	MCE	MILK	MWW
EPD 14.8	0.0	102.0	170.8	8.8	32.9	84.0
Rank	25	2	1	25	3	1
STAY	DOC	CW	MARB	REA	\$API	\$TI
EPD 19.3	21.0	59.2	0.69	0.64	174.3	105.7
Rank	10	1	10	15	5	2

LOT 28 CCR KENNY ROGERS 8661M  
 Homo Black || Homo Polled 3/8 SM 5/8 AN  
 9/8/2024 8661M ASA# 4499826

SC	DISPOSITION	CALVING EASE	FRAME
39	1	*	6.5

SYDGEN KCF GAVEL 8361 CCR COWBOY CUT 5048Z  
 KENNY ROGERS CCR MS 2409 COWBOY 8661F  
 FOXHOVENS KINTRY ANNIE 532 CCR MS 7035 UPGRD 2409Z

CE	BW	WW	YW	MCE	MILK	MWW
EPD 4.7	3.6	99.5	153.4	5.6	29.9	79.6
Rank		4	10		10	2
STAY	DOC	CW	MARB	REA	\$API	\$TI
EPD 13.3	20.1	82.2	0.74	1.09	138.1	96.6
Rank	1	1	15	5	10	10

LRS CROSSFIT 4306J

CrossFit is a first-generation SimAngus bull we purchased from the Lassle Simmental Ranch in Montana. The CrossFit sons receive high marks for uniformity. The entire sire group will supply extra fleshing ability and added stoutness. The bulls are great for foot quality and will improve docility.



LRS CROSSFIT 4306J Sire of Lots 29-47.

LOT **29** CCR CROSSFIT 8218M

Homo Black II Homo Polled 1/4 SM 3/4 AN  
9/27/2024 8218M ASA# 4499774

SC	DISPOSITION	CALVING EASE	FRAME			
37	1	***	6.1			

MUSGRAVE 316 STUNNER

G A R ASHLAND

LRS CROSSFIT 4306J

BJ ASHLAND 8218

LRS MS CLASS ACT 437B

BJ DISCOVERY 6223

	CE	BW	WW	YW	MCE	MILK	MWW
EPD	14.6	-1.8	94.5	157.7	8.2	30.4	78.0
Rank	25	25	10	4	30	10	3
	STAY	DOC	CW	MARB	REA	\$API	\$TI
EPD	21.2	12.6	50.4	0.87	0.72	183.7	105.5
Rank	3		20	5		2	2



CCR CROSSFIT 8218M Sells as Lot 29.

LOT **30** CCR CROSSFIT 8562M

Homo Black II Homo Polled 1/2 SM 1/2 AN  
9/6/2024 8562M ASA# 4499797

SC	DISPOSITION	CALVING EASE	FRAME			
38	1	****	6.1			

MUSGRAVE 316 STUNNER

CCR BOULDER 1339A

LRS CROSSFIT 4306J

CCR MS BOULDER 8562F

LRS MS CLASS ACT 437B

CCR MS 6504D

	CE	BW	WW	YW	MCE	MILK	MWW
EPD	15.8	-4.1	71.3	119.0	9.2	21.8	57.4
Rank	15	5			20		
	STAY	DOC	CW	MARB	REA	\$API	\$TI
EPD	23.8	15.2	39.7	0.66	0.72	177.2	90.2
Rank	1	20		20		4	25



CCR CROSSFIT 8562M Sells as Lot 30.

CROSSFIT SONS



CCR CROSSFIT 8638M Sells as Lot 31.

LOT **32** CCR CROSSFIT 8094M  
 Homo Black II Polled 1/2 SM 1/2 AN  
 9/1/2024 8094M ASA# 4499767

SC	DISPOSITION	CALVING EASE	FRAME	ØGGP	G+	ATM
39	1	**	6.0			

MUSGRAVE 316 STUNNER CCR PAY DIRT 2340C  
 LRS CROSSFIT 4306J CCR MS PAY DIRT 8094F  
 LRS MS CLASS ACT 437B CCR MS IN FORCE 3145A

CE	BW	WW	YW	MCE	MILK	MWW
EPD 13.0	1.0	80.0	128.4	7.6	31.1	71.0
Rank 35			35	40	10	20
STAY	DOC	CW	MARB	REA	\$API	\$TI
EPD 21.7	10.3	43.7	0.76	0.76	168.3	92.0
Rank 3		35	10	40	10	20

LOT **34** CCR CROSSFIT 8005M  
 Homo Black II Homo Polled 1/2 SM 1/2 AN  
 10/18/2024 8005M ASA# 4499742

SC	DISPOSITION	CALVING EASE	FRAME	ØGGP	ATM
38	1	*	6.3		

MUSGRAVE 316 STUNNER BALDRIDGE COMMAND C036  
 LRS CROSSFIT 4306J CCR MS COMMAND 8005F  
 LRS MS CLASS ACT 437B CCR MS BROADWAY 6074D

CE	BW	WW	YW	MCE	MILK	MWW
EPD 3.5	3.4	86.2	138.2	4.2	30.5	73.4
Rank		25	20	10	10	10
STAY	DOC	CW	MARB	REA	\$API	\$TI
EPD 20.2	6.0	52.9	0.31	0.99	127.3	80.5
Rank 10		15		10		

LOT **36** CCR CROSSFIT 9501M  
 Homo Black II Homo Polled 5/8 SM 3/8 AN  
 8/29/2024 9501M ASA# 4499845

SC	DISPOSITION	CALVING EASE	FRAME	ØGGP	G+	ATM
39	1	****	5.9			

MUSGRAVE 316 STUNNER KOCH BIG TIMBER 685D  
 LRS CROSSFIT 4306J CCR MS BIG TIMBER 9501G  
 LRS MS CLASS ACT 437B CCR MS RESERVE 7655E

CE	BW	WW	YW	MCE	MILK	MWW
EPD 17.3	-3.4	76.4	111.2	8.0	24.8	62.9
Rank 10	10			35		
STAY	DOC	CW	MARB	REA	\$API	\$TI
EPD 21.6	13.5	45.6	0.47	0.86	162.5	87.5
Rank 3	40	30	40	25	15	35

LOT **31** CCR CROSSFIT 8638M  
 Homo Black II Homo Polled 5/8 SM 3/8 AN  
 10/6/2024 8638M ASA# 4499819

SC	DISPOSITION	CALVING EASE	FRAME	ØGGP	G+	ATM
39	1	*	6.3			

MUSGRAVE 316 STUNNER GIBBS 3009A ELEMENT  
 LRS CROSSFIT 4306J CCR MS 4145 ELMNT 8638F  
 LRS MS CLASS ACT 437B CCR MS 8012 COWBOY 4145B

CE	BW	WW	YW	MCE	MILK	MWW
EPD 7.8	2.6	94.2	154.3	6.0	27.8	74.8
Rank		10	10		20	10
STAY	DOC	CW	MARB	REA	\$API	\$TI
EPD 20.5	19.6	62.4	0.69	0.98	159.4	96.4
Rank 5	2	5	15	10	15	10

LOT **33** CCR CROSSFIT 8674M  
 Homo Black II Homo Polled 3/8 SM 5/8 AN  
 9/3/2024 8674M ASA# 4499830

SC	DISPOSITION	CALVING EASE	FRAME	ØGGP	G+	ATM
40	1	*	6.7			

MUSGRAVE 316 STUNNER KM BROKEN BOW 002  
 LRS CROSSFIT 4306J CCR MS BROKEN BOW 8674F  
 LRS MS CLASS ACT 437B CCR MS 7068 SINGLE 2315Z

CE	BW	WW	YW	MCE	MILK	MWW
EPD 7.3	2.7	99.4	162.8	7.2	28.2	78.0
Rank		4	3		20	3
STAY	DOC	CW	MARB	REA	\$API	\$TI
EPD 18.3	13.5	70.5	0.86	0.69	161.3	101.2
Rank 20	40	2	5		15	5

LOT **35** CCR CROSSFIT 8504M  
 Homo Black II Homo Polled 5/8 SM 5/16 AN 1/16 AR  
 8/2/2024 Twin 8504M ASA# 4499778

SC	DISPOSITION	CALVING EASE	FRAME	ØGGP	ATM
40	1	**	6.0		

MUSGRAVE 316 STUNNER CCR WIDE RANGE 9005A  
 LRS CROSSFIT 4306J CCR MS WD RANGE 8504F  
 LRS MS CLASS ACT 437B CCR MS PHOENIX 5455C

CE	BW	WW	YW	MCE	MILK	MWW
EPD 9.7	1.7	90.9	150.8	6.4	19.6	64.9
Rank		15	10			40
STAY	DOC	CW	MARB	REA	\$API	\$TI
EPD 15.8	9.3	51.9	0.29	1.13	131.8	85.8
Rank 40		20		4		40

LOT **37** CCR CROSSFIT 9514M  
 Homo Black II Homo Polled 3/8 SM 5/8 AN  
 9/8/2024 9514M ASA# 4499847

SC	DISPOSITION	CALVING EASE	FRAME	ØGGP	G+	ATM
37	1	**	5.9			



MUSGRAVE 316 STUNNER MGR TREASURE  
 LRS CROSSFIT 4306J CCR MS TREASURE 9514G  
 LRS MS CLASS ACT 437B CCR MS FRONTIER 7638E

CE	BW	WW	YW	MCE	MILK	MWW
EPD 13.0	-1.0	82.5	139.2	9.3	27.1	68.3
Rank 35	35	35	20	20	25	25
STAY	DOC	CW	MARB	REA	\$API	\$TI
EPD 21.0	16.9	46.8	0.74	0.69	168.1	93.5
Rank 4	10	30	15		10	20

LOT  
**38**

**CCR CROSSFIT 8537M**

Homo Black II Homo Polled 1/2 SM 1/2 AN  
9/2/2024 8537M ASA# 4499790

SC	DISPOSITION	CALVING EASE	FRAME		
35	1	***	6.3		

MUSGRAVE 316 STUNNER

CCR PAY DIRT 2340C

**LRS CROSSFIT 4306J**

**CCR MS 2120 PY DIRT 8537F**

LRS MS CLASS ACT 437B

CCR MS BARB 2120Z

	CE	BW	WW	YW	MCE	MILK	MWW
EPD	13.7	-1.9	77.4	127.8	7.9	28.6	67.2
Rank	30	25		40	35	15	30
	STAY	DOC	CW	MARB	REA	\$API	\$TI
EPD	21.1	15.0	62.8	0.85	0.80	177.7	96.1
Rank	4	20	5	10	35	4	15



LOT  
**39**

**CCR CROSSFIT 8557M**

Homo Black II Polled 5/8 SM 3/8 AN  
9/24/2024 8557M ASA# 4499795

SC	DISPOSITION	CALVING EASE	FRAME		
38	1	*	6.6		

MUSGRAVE 316 STUNNER

KOCH BIG TIMBER 685D

**LRS CROSSFIT 4306J**

**CCR MS BIG TIMBER 8557F**

LRS MS CLASS ACT 437B

CCR MS WD RANGE 6537D

	CE	BW	WW	YW	MCE	MILK	MWW
EPD	1.7	5.2	110.1	181.3	0.1	24.8	79.7
Rank			1	1			2
	STAY	DOC	CW	MARB	REA	\$API	\$TI
EPD	18.8	14.6	68.8	0.47	0.90	137.8	95.7
Rank	15	25	2	40	20		15

**A DIFFERENT APPROACH TO BULL DEVELOPMENT - GROWN SLOW TO INCREASE LONGEVITY FOR YOU**

The shift in our operation to develop 18-month-old bulls has allowed us to become more creative in our bull development program, in order to deliver a better product to commercial cattlemen.

All our bulls within the sale offering come in a fall born 18-month-old package. Pre weaning our development process looks similar to how every commercial cattleman runs their cattle. We look for cost effective feedstuffs and maintain the calves at a level or nutrition which will show their genetic potential. Our fall born calves come into weaning pens in April in May and are left there for a few weeks to monitor health and we begin making culling decisions for our bull sale.



Post weaning is where our bull development is vastly different versus most. After weaning and monitoring them for a few weeks for health the bulls are then returned to forage for the summer months. They graze a variety of native forages the Flint Hills has to offer along with Triticale. When summer ends the bulls will weigh near 1,000 pounds for their yearling weight. After Labor Day the bulls return to headquarters, and we begin feeding them a more traditional bull development ration ahead of our bull sale.

Our goal has always been to sell bulls that hold up well but feel this type of development is another step to ensure longevity and added breeding ability in the bulls that you purchase here. We think you'll find the bulls sound on their feet and legs, athletic and ready to endure that first breeding season that typically is the hardest on them.

LOT  
**40**

**CCR CROSSFIT 8619M**

Homo Black II Polled 1/2 SM 1/2 AN  
9/2/2024 8619M ASA# 4499809

SC	DISPOSITION	CALVING EASE	FRAME		
40	1	*	6.3		

MUSGRAVE 316 STUNNER

SYDGEN FATE 2800

**LRS CROSSFIT 4306J**

**CCR MS FATE 8619F**

LRS MS CLASS ACT 437B



CCR MS 019 FIRE 3328A

	CE	BW	WW	YW	MCE	MILK	MWW
EPD	7.9	2.4	94.3	157.4	5.2	24.1	71.1
Rank			10	4			20
	STAY	DOC	CW	MARB	REA	\$API	\$TI
EPD	19.7	14.4	73.6	0.61	1.15	154.5	94.6
Rank	10	30	1	25	3	20	15

LOT  
**41**

**CCR CROSSFIT 9547M**

Homo Black II Homo Polled 1/2 SM 1/2 AN  
9/26/2024 9547M ASA# 4499852

SC	DISPOSITION	CALVING EASE	FRAME		
38	1	***	5.6		

MUSGRAVE 316 STUNNER

CONNELLY COMRADE 1385

**LRS CROSSFIT 4306J**

**CCR MS COMRADE 9547G**

LRS MS CLASS ACT 437B

CCR MS COWBOY 8028F

	CE	BW	WW	YW	MCE	MILK	MWW
EPD	13.7	-3.0	72.9	113.7	7.0	31.7	68.5
Rank	30	15				5	25
	STAY	DOC	CW	MARB	REA	\$API	\$TI
EPD	18.5	16.9	42.6	0.70	0.85	163.3	91.3
Rank	15	10	40	15	25	15	25

CROSSFIT SONS



CCR CROSSFIT 8623M Sells as Lot 42.

LOT **43** CCR CROSSFIT 8079M  
 Homo Black II Homo Polled 1/2 SM 1/2 AN  
 9/22/2024 8079M ASA# 4499763

SC	DISPOSITION	CALVING EASE	FRAME				
38	2	**	5.7				

MUSGRAVE 316 STUNNER CCR PAY DIRT 2340C  
 LRS CROSSFIT 4306J CCR MS 4123 P DIRT 8079F  
 LRS MS CLASS ACT 437B CCR MS 707 COWBOY 4123B

	CE	BW	WW	YW	MCE	MILK	MWW
EPD	11.9	0.3	90.1	150.0	7.5	25.6	70.7
Rank			15	10		35	20
	STAY	DOC	CW	MARB	REA	\$API	\$TI
EPD	19.5	15.9	48.7	0.65	0.97	163.0	96.2
Rank	10	15	25	20	15	15	15

LOT **45** CCR CROSSFIT 8228M  
 Homo Black II Homo Polled 1/4 SM 3/4 AN  
 10/11/2024 8228M ASA# 4499776

SC	DISPOSITION	CALVING EASE	FRAME				
40	1	***	6.1				

MUSGRAVE 316 STUNNER TEX PLAYBOOK 5437  
 LRS CROSSFIT 4306J BJ PLAYBOOK 8228  
 LRS MS CLASS ACT 437B BJ SURE FIRE 4170

	CE	BW	WW	YW	MCE	MILK	MWW
EPD	14.9	-1.1	94.3	159.3	6.6	33.9	81.1
Rank	25	35	10	4		2	2
	STAY	DOC	CW	MARB	REA	\$API	\$TI
EPD	18.5	17.6	69.5	0.65	0.63	165.3	99.1
Rank	15	5	2	20		10	10

LOT **42** CCR CROSSFIT 8623M  
 Homo Black II Homo Polled 1/2 SM 1/2 AN  
 9/28/2024 8623M ASA# 4499812

SC	DISPOSITION	CALVING EASE	FRAME				
38	1	**	5.9				

MUSGRAVE 316 STUNNER BALDRIDGE COMMAND C036  
 LRS CROSSFIT 4306J CCR MS 3362 CMND 8623F  
 LRS MS CLASS ACT 437B CCR MS 9332 E-Z-3 3362A

	CE	BW	WW	YW	MCE	MILK	MWW
EPD	9.9	1.4	86.2	138.1	6.9	22.9	65.6
Rank			25	20			40
	STAY	DOC	CW	MARB	REA	\$API	\$TI
EPD	23.4	12.9	61.3	0.61	1.05	161.4	90.6
Rank	1		10	25	10	15	25

LOT **44** CCR CROSSFIT 7647M  
 Homo Black II Homo Polled 5/8 SM 3/8 AN  
 9/2/2024 7647M ASA# 4499734

SC	DISPOSITION	CALVING EASE	FRAME		
39	1	**	5.8		

MUSGRAVE 316 STUNNER CCR FLINT HILLS 2092B  
 LRS CROSSFIT 4306J CCR MS FLINT HILLS 7647E  
 LRS MS CLASS ACT 437B CCR MS SURE FIRE 3341A

	CE	BW	WW	YW	MCE	MILK	MWW
EPD	10.9	1.8	77.8	120.5	5.9	20.1	58.9
Rank							
	STAY	DOC	CW	MARB	REA	\$API	\$TI
EPD	18.4	16.4	44.9	0.55	0.96	145.0	83.7
Rank	15	10	35	30	15	35	

LOT **46** CCR CROSSFIT 8603M  
 Homo Black II Homo Polled 5/8 SM 3/8 AN  
 9/9/2024 8603M ASA# 4499804

SC	DISPOSITION	CALVING EASE	FRAME			
41	1	**	6.4			

MUSGRAVE 316 STUNNER KOCH BIG TIMBER 685D  
 LRS CROSSFIT 4306J CCR MS BIG TIMBER 8603F  
 LRS MS CLASS ACT 437B CCR MS 2075 PYWGHT 6440D

	CE	BW	WW	YW	MCE	MILK	MWW
EPD	10.0	1.3	83.0	130.1	6.5	28.8	70.3
Rank			35	35		15	20
	STAY	DOC	CW	MARB	REA	\$API	\$TI
EPD	23.0	16.8	47.7	0.53	0.90	154.9	87.4
Rank	1	10	25	30	20	20	35

LOT **47** CCR CROSSFIT 9503M  
 Homo Black II Homo Polled 5/8 SM 3/8 AN  
 9/24/2024 9503M ASA# 4499846

SC	DISPOSITION	CALVING EASE	FRAME				
38	1	**	6.3				

MUSGRAVE 316 STUNNER KOCH BIG TIMBER 685D  
 LRS CROSSFIT 4306J CCR MS BIG TIMBER 9503G  
 LRS MS CLASS ACT 437B CCR MS RESERVE 7504E

	CE	BW	WW	YW	MCE	MILK	MWW
EPD	8.8	0.6	85.1	137.5	5.7	22.5	65.0
Rank			25	20			40
	STAY	DOC	CW	MARB	REA	\$API	\$TI
EPD	18.7	17.9	51.0	0.63	0.59	152.9	91.1
Rank	15	4	20	20		25	25

*Need More Marbling?*

90% of the bulls in the offering are in the TOP 20% or better for MARBLING.



CCR CHOCTAW 0289K

We are proud of what we are seeing of our first sons of Choctaw to bring to customers in 2026. The bulls push the envelope for growth and read with a wonderful tandem of both marbling and ribeye area. From a maternal and terminal standpoint here are some herdsires who will raise the bar!

CCR CHOCTAW 0289K Sire of Lots 48-54.

LOT  
48

CCR CHOCTAW 9562M

Homo Black || Homo Polled 5/8 SM 3/8 AN  
9/3/2024 9562M ASA# 4499857

SC	DISPOSITION	CALVING EASE	FRAME	
38	1	****	5.8	

GW TRIPLE CROWN 018C CONNEALY COMRADE 1385  
**CCR CHOCTAW 0289K** CCR MS COMRADE 9562G  
 CCR MS BOULDER 0289H CCR MS 5106 CWBY 8054F

	CE	BW	WW	YW	MCE	MILK	MWW
EPD	16.7	-3.3	89.3	139.9	7.5	24.9	69.9
Rank	15	10	20	20		40	20
	STAY	DOC	CW	MARB	REA	\$API	\$TI
EPD	21.1	20.1	31.0	0.73	0.45	181.2	101.8
Rank	4	1		15		3	4



CCR CHOCTAW 9562M Sells as Lot 48.

LOT  
49

CCR CHOCTAW 1296M

Homo Black || Homo Polled 5/8 SM 3/8 AN  
9/8/2024 1296M ASA# 4499371

SC	DISPOSITION	CALVING EASE	FRAME	
39	1	*	6.0	

GW TRIPLE CROWN 018C CCR POUNDER 2045F  
**CCR CHOCTAW 0289K** CCR MS POUNDER 1296J  
 CCR MS BOULDER 0289H CCR MS ABSOLUTE 7036E

	CE	BW	WW	YW	MCE	MILK	MWW
EPD	7.1	2.1	104.0	162.8	3.6	24.6	76.6
Rank			2	3			5
	STAY	DOC	CW	MARB	REA	\$API	\$TI
EPD	13.4	17.7	55.8	0.56	0.70	140.1	98.5
Rank		4	15	30		40	10





CCR CHOCTAW 1296M Sells as Lot 49.

*Need More Calving Ease?*

65% of the bulls in the offering have DOUBLE DIGIT CED EPDs.

LOT **50** **CCR CHOCTAW 8635M**  
 Homo Black || Homo Polled 5/8 SM 3/8 AN  
 9/11/2024 8635M ASA# 4499816

SC	DISPOSITION	CALVING EASE	FRAME
43	1	*	6.2

 **GGP** 

	CE	BW	WW	YW	MCE	MILK	MWW
EPD	2.8	5.1	106.7	169.4	3.8	20.4	73.7
Rank			1	2			10



  

	STAY	DOC	CW	MARB	REA	\$API	\$TI
EPD	16.3	17.8	59.0	0.51	1.10	135.7	95.5
Rank	35	4	10	35	4		15

GW TRIPLE CROWN 018C CCR WIDE RANGE 9005A  
 CCR CHOCTAW 0289K CCR MS 2120 WD RNG 8635F  
 CCR MS BOULDER 0289H CCR MS BARB 2120Z

LOT **51** **CCR CHOCTAW 8029M**  
 Homo Black || Polled 5/8 SM 3/8 AN  
 9/13/2024 8029M ASA# 4499748

SC	DISPOSITION	CALVING EASE	FRAME
37	1	**	6.2

 **GGP** 

	CE	BW	WW	YW	MCE	MILK	MWW
EPD	12.1	-0.8	83.0	133.4	8.5	20.3	61.7
Rank		40	35	30	25		



  

	STAY	DOC	CW	MARB	REA	\$API	\$TI
EPD	19.0	14.0	25.4	0.49	0.72	153.0	89.4
Rank	15	35		35		25	30

GW TRIPLE CROWN 018C CCR WIDE RANGE 9005A  
 CCR CHOCTAW 0289K CCR MS WD RANGE 8029F  
 CCR MS BOULDER 0289H CCR MS COW HAND 6040D

LOT **52** **CCR CHOCTAW 7523M**  
 Homo Black || Homo Polled 1/2 SM 1/2 AN  
 9/8/2024 7523M ASA# 4499715

SC	DISPOSITION	CALVING EASE	FRAME
39	1	**	5.6

 **GGP** 

	CE	BW	WW	YW	MCE	MILK	MWW
EPD	8.8	0.5	90.2	152.2	7.6	20.9	66.3
Rank			15	10	40		35



  

	STAY	DOC	CW	MARB	REA	\$API	\$TI
EPD	16.5	15.2	45.4	0.84	0.78	163.9	100.0
Rank	35	20	30	10	35	15	10

GW TRIPLE CROWN 018C BASIN YUMA 4286  
 CCR CHOCTAW 0289K CCR MS YUMA 7523E  
 CCR MS BOULDER 0289H CCR MS SPARTAN 5442C

LOT **53** **CCR CHOCTAW 8602M**  
 Homo Black || Homo Polled 1/2 SM 1/2 AN  
 8/25/2024 8602M ASA# 4499803

SC	DISPOSITION	CALVING EASE	FRAME
36	1	***	5.5

 **GGP** 

	CE	BW	WW	YW	MCE	MILK	MWW
EPD	13.3	-1.4	79.0	125.6	11.1	23.9	63.5
Rank		35	30	40	4		



  

	STAY	DOC	CW	MARB	REA	\$API	\$TI
EPD	17.7	20.0	30.0	0.83	0.71	169.0	96.1
Rank	25	1		10		10	15

GW TRIPLE CROWN 018C KM BROKEN BOW 002  
 CCR CHOCTAW 0289K CCR MS BROKEN BOW 8602F  
 CCR MS BOULDER 0289H CCR MS COWBOY 6421D

LOT **54** **CCR CHOCTAW 1500M**  
 Homo Black || Homo Polled 5/8 SM 3/8 AN  
 9/9/2024 1500M ASA# 4499449

SC	DISPOSITION	CALVING EASE	FRAME
42	2	*	6.2

 **GGP** 

	CE	BW	WW	YW	MCE	MILK	MWW
EPD	3.1	2.3	89.0	143.8	4.0	23.4	67.8
Rank			20	15			30

	STAY	DOC	CW	MARB	REA	\$API	\$TI
EPD	10.7	16.8	60.6	0.61	0.99	128.5	91.1
Rank		10	10	25	10		25

GW TRIPLE CROWN 018C CCR CHISOLM 1357F  
 CCR CHOCTAW 0289K CCR MS CHISOLM 1500J  
 CCR MS BOULDER 0289H CCR MS COWBOY 7682E



JC MR PONTIAC D114K

The Pontiac sire group represents one of the largest sire groups in the 2026 sale. The sons bring to a table a magnitude of genetic progress and many come in higher percentage packages. If you want to increase terminal traits and elevate maternal power look no further than a Pontiac son.

JC MR PONTIAC D114K Sire of Lots 55-71.

LOT 55 CCR PONTIAC 2679M

Homo Black || Homo Polled 5/8 SM 3/8 AN  
8/27/2024 2679M ASA# 4499532

SC	DISPOSITION	CALVING EASE	FRAME	LOGO
38	1	**	6.0	⌘GGP ATM

GIBBS 9114G ESSENTIAL TJ GOLD 274G  
JC MR PONTIAC D114K CCR MS GOLD 2679K  
FSCR D114 LUCILLE B089XP BJ ASHLAND 8234

	CE	BW	WW	YW	MCE	MILK	MWW
EPD	8.3	1.0	102.3	167.9	8.0	22.8	74.4
Rank			2	2	35		10
	STAY	DOC	CW	MARB	REA	\$API	\$TI
EPD	12.0	17.9	69.7	0.79	1.00	154.8	105.4
Rank		4	2	10	10	20	2



CCR PONTIAC 2679M Sells as Lot 55.

LOT 56 CCR PONTIAC 2608M

Homo Black || Homo Polled 5/8 SM 3/8 AN  
9/6/2024 2608M ASA# 4499499

SC	DISPOSITION	CALVING EASE	FRAME	LOGO
39	1	****	6.1	⌘GGP G+

GIBBS 9114G ESSENTIAL CCR BONAFIDE 5116F  
JC MR PONTIAC D114K CCR MS BONAFIDE 2608K  
FSCR D114 LUCILLE B089XP CCR MS 4015 ELMNT 8625F

	CE	BW	WW	YW	MCE	MILK	MWW
EPD	17.4	-1.5	88.5	132.8	7.9	29.7	73.9
Rank	10	30	20	30	35	10	10
	STAY	DOC	CW	MARB	REA	\$API	\$TI
EPD	22.7	19.0	47.7	0.43	0.68	164.3	92.1
Rank	2	2	25			10	20

LOT 57 CCR PONTIAC 9657M

Homo Black || Homo Polled 3/4 SM 1/4 AN  
9/7/2024 9657M ASA# 4499882

SC	DISPOSITION	CALVING EASE	FRAME	LOGO
40	1	**	6.0	⌘GGP ATM

GIBBS 9114G ESSENTIAL WS PROCLAMATION E202  
JC MR PONTIAC D114K CCR MS PROCLAMATION 9657G  
FSCR D114 LUCILLE B089XP CCR MS 3370 BOLDR 6477D

	CE	BW	WW	YW	MCE	MILK	MWW
EPD	9.4	0.5	80.4	122.6	7.0	27.6	67.7
Rank			40			20	30
	STAY	DOC	CW	MARB	REA	\$API	\$TI
EPD	16.4	17.2	43.9	0.45	0.67	136.5	84.3
Rank	35	10	35				

# Improved Buying Confidence with Greater Genomic **ASSURANCE**

Access to more and better information has always been key to making wise decisions. The evolution and improvement of genetic evaluation tools too has given us an ever-clearer picture of the true genetic makeup of cattle and thus a better view of the value proposition. RightMate, powered by Top Genomics LLC is taking the evaluation of genetics and genomics one giant step further. By combining specific genomic information with the long-proven value of EPDs, this new advancement in technology improves our depth and precision when evaluating the actual ability to transmit value and profit.


The 3 Accreditation Logos below are designed to simplify bull selection and improve buyer confidence by more accurately describing the genetics offered and by reducing risk. What this means to you as a customer is a much greater assurance that you are getting both what you want and need from the genetics you purchase. What it means to your seedstock provider is access to RightMate technology that simply sets them apart from the rest of the industry.



**ACCREDITED GENOMIC PLUS** – For the majority of producers who simply need consistent and balanced genetic improvement, without genomic setbacks, G+ Accredited bulls should be on your list for premium purchase. These sires will absolutely move you forward for both cost reduction and income producing traits and substantially reduce risk when compared to all other evaluation programs. It's simple, the right genes are in these bulls to help secure a profitable future and they have great EPDs to match!



**ACCREDITED CALVING EASE** – Simply find bulls with the ACE logo for third party Accredited, secure Calving Ease bulls. Though we have had tools in the past to assist in choosing heifer bulls, we've never had one nearly this effective. The reduced risk that comes with this genomic certification will simply make your decisions easier and your heifer calving season more successful. Purchase special purpose ACE bulls with confidence. They will deliver consistent and predictable calving ease.



**ACCREDITED TERMINAL MATE** – Just like an ATM machine makes it simpler to access your cash, the ATM Logo highlights bulls accredited to generate extra cash income as soon as your next calf crop! These bulls are meant specifically to use only on mature cows and for the purpose of adding performance, pay weight and end product value to market.

LOT 58 CCR PONTIAC 1325M

Homo Black || Homo Polled 5/8 SM 3/8 AN  
9/11/2024 1325M ASA# 4499376




SC	DISPOSITION	CALVING EASE	FRAME			
37	2	**	6.5			

GIBBS 9114G ESSENTIAL GIBBS 7382E BROAD RANGE  
JC MR PONTIAC D114K CCR MS BROAD RANGE 1325J  
FSCR D114 LUCILLE B089XP BJ PLAYBOOK 8228

	CE	BW	WW	YW	MCE	MILK	MWW
EPD	8.4	1.8	94.3	163.6	5.3	26.4	73.8
Rank			10	3		30	10
	STAY	DOC	CW	MARB	REA	\$API	\$TI
EPD	13.7	16.8	66.8	0.50	1.14	139.3	93.4
Rank		10	3	35	3		20

LOT 59 CCR PONTIAC 2840M

Homo Black || Homo Polled 5/8 SM 3/8 AN  
9/17/2024 2840M ASA# 4499598


SC	DISPOSITION	CALVING EASE	FRAME			
36	1	****	5.9			

GIBBS 9114G ESSENTIAL CCR BONAFIDE 5116F  
JC MR PONTIAC D114K CCR MS BONAFIDE 2840K  
FSCR D114 LUCILLE B089XP CCR MS COMMAND 8045F

	CE	BW	WW	YW	MCE	MILK	MWW
EPD	16.4	-1.5	81.6	131.0	11.0	27.5	68.1
Rank		15	30	40	30	4	20
	STAY	DOC	CW	MARB	REA	\$API	\$TI
EPD	20.8	14.7	44.4	0.63	0.88	169.8	93.7
Rank		4	25	35	20	20	10

LOT 60 CCR PONTIAC 9554M

Homo Black || Homo Polled 5/8 SM 3/8 AN  
9/24/2024 9554M ASA# 4499855

SC	DISPOSITION	CALVING EASE	FRAME			
35	1	****	5.7			

GIBBS 9114G ESSENTIAL G A R SURE FIRE  
JC MR PONTIAC D114K CCR MS 5171 S FIRE 9554G  
FSCR D114 LUCILLE B089XP CCR MS 2073 COWBOY 5171C

	CE	BW	WW	YW	MCE	MILK	MWW
EPD	20.7	-4.3	77.5	120.8	11.2	25.9	64.4
Rank		2	4		4	35	
	STAY	DOC	CW	MARB	REA	\$API	\$TI
EPD	21.4	13.6	45.9	0.73	0.85	183.8	96.4
Rank		3	40	30	15	25	2

LOT 61 CCR PONTIAC 1406M

Homo Black || Polled PB SM  
9/14/2024 1406M ASA# 4499411

SC	DISPOSITION	CALVING EASE	FRAME			
36	1	***	6.3			

GIBBS 9114G ESSENTIAL HOOK'S ENCORE 65E  
JC MR PONTIAC D114K CCR MS ENCORE 1406J  
FSCR D114 LUCILLE B089XP CCR MS EXPEDITION 4463B

	CE	BW	WW	YW	MCE	MILK	MWW
EPD	14.4	-0.8	80.0	123.9	9.7	28.1	68.0
Rank		15	20	40	4	20	30
	STAY	DOC	CW	MARB	REA	\$API	\$TI
EPD	21.9	14.3	26.8	0.45	0.72	170.4	91.9
Rank		3	20	15		10	20

LOT 62 CCR PONTIAC 2656M

Homo Black || Homo Polled 5/8 SM 3/8 AN  
9/4/2024 2656M ASA# 4499518

SC	DISPOSITION	CALVING EASE	FRAME			
38	1	****	5.8			

GIBBS 9114G ESSENTIAL CCR HONDO 6017G  
JC MR PONTIAC D114K CCR MS RANGER 2656K  
FSCR D114 LUCILLE B089XP CCR MS 6028 WICHITA 9710G

	CE	BW	WW	YW	MCE	MILK	MWW
EPD	15.9	-2.4	86.8	142.6	9.4	23.3	66.6
Rank		15	20	25	15	15	35
	STAY	DOC	CW	MARB	REA	\$API	\$TI
EPD	16.6	18.9	31.2	0.35	0.61	149.1	90.0
Rank		35	2			30	25

LOT 63 CCR PONTIAC 0509M

Homo Black || Homo Polled 5/8 SM 3/8 AN  
10/25/2024 0509M ASA# 4499331

SC	DISPOSITION	CALVING EASE	FRAME			
39	1	*	6.6			

GIBBS 9114G ESSENTIAL LRS ICONIC 303C  
JC MR PONTIAC D114K CCR MS 4015 ICONIC 0509H  
FSCR D114 LUCILLE B089XP CCR MS 8012 COWBOY 4015B

	CE	BW	WW	YW	MCE	MILK	MWW
EPD	6.5	2.4	104.4	161.6	3.9	20.0	72.1
Rank			2	3			15
	STAY	DOC	CW	MARB	REA	\$API	\$TI
EPD	16.7	15.8	47.2	0.51	0.65	142.5	96.4
Rank		30	15	30	35	40	10

PONTIAC SONS

LOT **64** CCR PONTIAC 0503M  
 Homo Black II Homo Polled 3/4 SM 1/4 AN  
 10/17/2024 0503M ASA# 4499328

SC	DISPOSITION	CALVING EASE	FRAME				
39	2	**	5.9				

GIBBS 9114G ESSENTIAL KBHR HIGH ROAD E283  
**JC MR PONTIAC D114K** CCR MS 4145 H ROAD 0503H  
 FSCR D114 LUCILLE B089XP CCR MS 8012 COWBOY 4145B

	CE	BW	WW	YW	MCE	MILK	MWW
EPD	13.4	0.5	92.9	141.4	9.5	22.7	69.1
Rank	35		10	20	15		25
	STAY	DOC	CW	MARB	REA	\$API	\$TI
EPD	16.4	14.4	40.7	0.64	0.85	156.8	96.7
Rank	35	30		20	25	20	10

LOT **66** CCR PONTIAC 0446M  
 Homo Black II Homo Polled 3/4 SM 1/4 AN  
 8/31/2024 0446M ASA# 4499302

SC	DISPOSITION	CALVING EASE	FRAME			
39	1	*	5.8			

GIBBS 9114G ESSENTIAL HOOK'S FRONTLINE 40F  
**JC MR PONTIAC D114K** CCR MS FRONTLINE 0446H  
 FSCR D114 LUCILLE B089XP CCR MS 707 SINGL 4036B

	CE	BW	WW	YW	MCE	MILK	MWW
EPD	13.2	0.2	86.3	137.6	8.7	25.5	68.7
Rank	35		25	20	25	35	25
	STAY	DOC	CW	MARB	REA	\$API	\$TI
EPD	18.6	17.3	42.5	0.67	0.61	161.4	94.1
Rank	15	10	40	20		15	15

LOT **68** CCR PONTIAC 2601M  
 Homo Black II Homo Polled PB SM  
 8/27/2024 2601M ASA# 4499496

SC	DISPOSITION	CALVING EASE	FRAME			
33	2	**	5.7			

GIBBS 9114G ESSENTIAL TJ GOLD 274G  
**JC MR PONTIAC D114K** CCR MS GOLD 2601K  
 FSCR D114 LUCILLE B089XP CCR MS 4015 BEACON 9799G

	CE	BW	WW	YW	MCE	MILK	MWW
EPD	12.6	-2.0	81.4	124.7	8.5	21.0	61.6
Rank	25	10	40	40	15		
	STAY	DOC	CW	MARB	REA	\$API	\$TI
EPD	18.7	11.3	35.8	0.32	0.78	156.7	89.6
Rank	20			30		20	25

LOT **70** CCR PONTIAC 2569M  
 Homo Black II Homo Polled PB SM  
 8/31/2024 2569M ASA# 4499479

SC	DISPOSITION	CALVING EASE	FRAME			
33	1	****	5.5			

GIBBS 9114G ESSENTIAL KBHR BOLD RULER H152  
**JC MR PONTIAC D114K** CCR MS RULER 2569K  
 FSCR D114 LUCILLE B089XP CCR MS 5171 BEACON 0472H

	CE	BW	WW	YW	MCE	MILK	MWW
EPD	17.1	-3.0	80.4	128.0	10.1	25.7	65.8
Rank	4	3		30	3	30	40
	STAY	DOC	CW	MARB	REA	\$API	\$TI
EPD	17.9	9.4	41.7	0.57	0.78	176.3	97.3
Rank	25		25	10		4	10

LOT **65** CCR PONTIAC 0402M  
 Homo Black II Polled 3/4 SM 1/4 AN  
 10/25/2024 0402M ASA# 4499281

SC	DISPOSITION	CALVING EASE	FRAME			
38	1	****	5.6			

GIBBS 9114G ESSENTIAL WS PROCLAMATION E202  
**JC MR PONTIAC D114K** CCR MS PROCLAMATION 0402H  
 FSCR D114 LUCILLE B089XP CCR MS BLUEPRINT 7500E

	CE	BW	WW	YW	MCE	MILK	MWW
EPD	16.8	-1.8	88.0	128.5	6.9	23.3	67.2
Rank	15	25	20	35			30
	STAY	DOC	CW	MARB	REA	\$API	\$TI
EPD	18.8	18.9	27.8	0.56	0.79	162.7	94.6
Rank	15	2		30	35	15	15

LOT **67** CCR PONTIAC 9647M  
 Homo Black II Polled PB SM  
 9/12/2024 9647M ASA# 4499877

SC	DISPOSITION	CALVING EASE	FRAME			
41	1	**	5.9			

GIBBS 9114G ESSENTIAL HOOK'S ENCORE 65E  
**JC MR PONTIAC D114K** CCR MS ENCORE 9647G  
 FSCR D114 LUCILLE B089XP CCR MS ELEMENT 7150E

	CE	BW	WW	YW	MCE	MILK	MWW
EPD	12.9	-1.6	78.9	120.7	7.8	27.8	67.2
Rank	20	10			20	20	35
	STAY	DOC	CW	MARB	REA	\$API	\$TI
EPD	17.7	16.6	27.2	0.58	0.95	168.3	95.4
Rank	25	5		10	40	10	15

LOT **69** CCR PONTIAC 0265M  
 Homo Black II Homo Polled PB SM  
 9/14/2024 0265M ASA# 4499220

SC	DISPOSITION	CALVING EASE	FRAME				
38	1	**	6.0				

GIBBS 9114G ESSENTIAL HOOK'S FRONTLINE 40F  
**JC MR PONTIAC D114K** CCR MS FRONTLINE 0265H  
 FSCR D114 LUCILLE B089XP CCR MS COWBOY 4029B

	CE	BW	WW	YW	MCE	MILK	MWW
EPD	12.5	-0.1	88.2	135.1	9.1	26.5	70.6
Rank	25	30	20	20	10	30	20
	STAY	DOC	CW	MARB	REA	\$API	\$TI
EPD	20.2	12.8	41.7	0.29	0.72	157.1	91.2
Rank	10	40	25	30		15	20

LOT **71** CCR PONTIAC 2668M  
 Homo Black II Homo Polled PB SM  
 9/18/2024 2668M ASA# 4499526

SC	DISPOSITION	CALVING EASE	FRAME		
39	1	***	5.8		

GIBBS 9114G ESSENTIAL KBHR HONOR H060  
**JC MR PONTIAC D114K** CCR MS HONOR 2668K  
 FSCR D114 LUCILLE B089XP CCR MS 5532 COWBOY 8640F

	CE	BW	WW	YW	MCE	MILK	MWW
EPD	13.8	-1.3	84.8	129.4	9.6	22.9	65.2
Rank	15	15	30	30	5		40
	STAY	DOC	CW	MARB	REA	\$API	\$TI
EPD	16.7	11.1	42.6	0.27	1.04	152.3	90.4
Rank	35		25	35	20	20	25



GIBBS 9114G ESSENTIAL

Gibbs Essential has become one of the heaviest used Simmental bulls in the industry today. Essential is proving to be a genetic superstar who rivals any bull in the business for the spread he offers from birth to yearling. The sons are wonderful structured, easy to look at, great for docility, and will no doubt sire cattle who create premiums.

GIBBS 9114G ESSENTIAL Sire of Lots 72-77.

LOT 72 CCR ESSENTIAL 2712M

Homo Black II Homo Polled PB SM  
9/24/2024 2712M ASA# 4499550

SC	DISPOSITION	CALVING EASE	FRAME	⚡GGP	G+	ATM
38	1	**	6.5			

GIBBS 7382E BROAD RANGE KBHR HONOR H060  
GIBBS 9114G ESSENTIAL CCR MS HONOR 2712K  
GIBBS 7153E STAR 3136A CCR MS OPPORTUNITY 0434H

	CE	BW	WW	YW	MCE	MILK	MWW
EPD	10.7	0.1	105.2	171.0	8.6	34.0	86.4
Rank	40	30	2	1	10	4	1
	STAY	DOC	CW	MARB	REA	\$API	\$TI
EPD	17.3	18.7	63.1	0.54	1.33	171.7	108.9
Rank	30	2	2	10	2	10	1



CCR ESSENTIAL 2712M Sells as Lot 72.

LOT 73 CCR ESSENTIAL 2597M

Homo Black II Homo Polled PB SM  
8/30/2024 2597M ASA# 4499494

SC	DISPOSITION	CALVING EASE	FRAME	⚡GGP	G+
41	1	***	5.8		

GIBBS 7382E BROAD RANGE CCR KIOWA 5065H  
GIBBS 9114G ESSENTIAL CCR MS KIOWA 2597K  
GIBBS 7153E STAR 3136A CCR MS 6028 PROC 9767G

	CE	BW	WW	YW	MCE	MILK	MWW
EPD	14.1	-1.8	86.0	135.9	7.9	29.4	72.2
Rank	15	10	30	20	20	15	15
	STAY	DOC	CW	MARB	REA	\$API	\$TI
EPD	20.2	14.7	43.5	0.44	1.04	171.0	96.8
Rank	10	20	20	15	20	10	10



CCR ESSENTIAL 2597M Sells as Lot 73.

ESSENTIAL SONS



CCR ESSENTIAL 2594M Sells as Lot 74.



CCR MS EAGLE 2594K Dam of Lot 74.

LOT 74 CCR ESSENTIAL 2594M  
 Homo Black II Homo Polled PB SM  
 9/12/2024 2594M ASA# 4499492

SC	DISPOSITION	CALVING EASE	FRAME	G+G
36	1	**	5.7	

GIBBS 7382E BROAD RANGE HOOK'S EAGLE 6E  
 GIBBS 9114G ESSENTIAL CCR MS EAGLE 2594K  
 GIBBS 7153E STAR 3136A CCR MS 5161 COWBOY 8636F

	CE	BW	WW	YW	MCE	MILK	MWW
EPD	13.7	0.4	95.3	143.4	8.5	28.0	75.5
Rank	15	35	10	15	15	20	10
	STAY	DOC	CW	MARB	REA	\$API	\$TI
EPD	18.0	17.4	34.5	0.45	1.24	165.6	99.8
Rank	25	3		15	4	10	5

LOT 75 CCR ESSENTIAL 2625M  
 Homo Black II Homo Polled PB SM  
 9/12/2024 2625M ASA# 4499507

SC	DISPOSITION	CALVING EASE	FRAME	G+G	ATM
39	1	**	5.7		

GIBBS 7382E BROAD RANGE KBHR HONOR H060  
 GIBBS 9114G ESSENTIAL CCR MS HONOR 2625K  
 GIBBS 7153E STAR 3136A CCR MS BLUE PRINT 7001E

	CE	BW	WW	YW	MCE	MILK	MWW
EPD	10.0	-0.2	92.8	149.2	6.8	30.4	76.7
Rank		25	15	10	35	10	5
	STAY	DOC	CW	MARB	REA	\$API	\$TI
EPD	18.9	18.5	56.6	0.32	1.24	157.0	95.9
Rank	15	2	4	30	4	15	10

LOT 76 CCR ESSENTIAL 2734M  
 Homo Black II Homo Polled PB SM  
 9/16/2024 2734M ASA# 4499558

SC	DISPOSITION	CALVING EASE	FRAME	G+G	ATM
34	1	**	5.9		

GIBBS 7382E BROAD RANGE KBHR HONOR H060  
 GIBBS 9114G ESSENTIAL CCR MS HONOR 2734K  
 GIBBS 7153E STAR 3136A CCR MS OPPORTUNITY 0434H

	CE	BW	WW	YW	MCE	MILK	MWW
EPD	10.7	-1.5	94.3	150.4	9.4	33.4	80.5
Rank	40	15	10	10	10	5	2
	STAY	DOC	CW	MARB	REA	\$API	\$TI
EPD	16.1	18.6	55.1	0.26	1.52	152.3	97.6
Rank		2	5	35	1	20	10

LOT 77 CCR ESSENTIAL 2644M  
 Homo Black II Homo Polled PB SM  
 8/27/2024 2644M ASA# 4499513

SC	DISPOSITION	CALVING EASE	FRAME	G+G	ATM
36	1	**	5.8		

GIBBS 7382E BROAD RANGE HOOK'S EAGLE 6E  
 GIBBS 9114G ESSENTIAL CCR MS EAGLE 2644K  
 GIBBS 7153E STAR 3136A CCR MS 5161 COWBOY 8636F

	CE	BW	WW	YW	MCE	MILK	MWW
EPD	12.3	-0.8	94.5	149.1	7.3	27.4	74.5
Rank	25	20	10	10	25	25	10
	STAY	DOC	CW	MARB	REA	\$API	\$TI
EPD	17.1	17.1	42.8	0.46	1.10	165.1	100.7
Rank	30	4	25	15	15	10	5



CCR 1282 BOOMER 9527M Sells as Lot 78.



IR/JLN BOOMER J425 Sire of Lot 78.

LOT  
78

**CCR 1282 BOOMER 9527M**

Homo Black II Homo Polled PB SM  
8/31/2024 ET 9527M ASA# 4499849

SC	DISPOSITION	CALVING EASE	FRAME	GGP
39	1	***	6.1	

HOOK'S EAGLE 6E TJ GOLD 274G  
**IR/JLN BOOMER J425** CCR MS 4417 GOLD 1282J  
 KBHR IR/JLN ASTORIA G119 CCR MS NATIONAL 4417B

	CE	BW	WW	YW	MCE	MILK	MWW
EPD	13.7	-1.5	83.8	133.6	7.7	27.0	68.8
Rank	15	15	35	25	20	25	25
	STAY	DOC	CW	MARB	REA	\$API	\$TI
EPD	17.3	14.3	37.6	0.81	1.22	184.7	104.8
Rank	30	20	35	2	5	2	2

A great purbred son of Boomer who comes from the 1282J donor. Here is a bull that offers genetic excellence across the board! He offers curve bending genetics and expect his progeny to come light and be some of heaviest and yearling time. He reads with awesome STAY and will improve the carcass quality of his progeny.

**BOLD RULER SONS**

The picture does not do this bull justice as 9708M is one of the best we have to offer in 2026. He comes from the wonderful 9708G donor and has all the makings of being an elite breeder bull. Be sure to study this standout on the video he will be sure to be a herd bull you want to check out on sale day.



**CCR BOLD RULER 9708M** Sells as Lot 79.



**CCR MS 5171 S FIRE 9708G** Dam of Lot 79.

**LOT 79 CCR BOLD RULER 9708M**  
 Homo Black || Homo Polled 3/4 SM 1/4 AN  
 8/28/2024 9708M ASA# 4499892

SC	DISPOSITION	CALVING EASE	FRAME	G+ GGP	
38	1	****	5.5		

WS PROCLAMATION E202 G A R SURE FIRE  
**KBHR BOLD RULER H152** **CCR MS 5171 S FIRE 9708G**  
 BAR CK MS X38 106Z CCR MS 2073 COWBOY 5171C

	CE	BW	WW	YW	MCE	MILK	MWW
EPD	15.2	-1.1	88.7	134.3	7.6	35.5	79.6
Rank	20	35	20	25	40	1	2
	STAY	DOC	CW	MARB	REA	\$API	\$TI
EPD	20.7	15.0	43.1	1.09	0.50	193.3	108.5
Rank	5	20	40	2		1	1

**LOT 80 CCR BOLD RULER 9770M**  
 Homo Black || Homo Polled PB SM  
 9/3/2024 9770M ASA# 4499919

SC	DISPOSITION	CALVING EASE	FRAME	G+ GGP	
41	1	**	5.8		

WS PROCLAMATION E202 GIBBS 3009A ELEMENT  
**KBHR BOLD RULER H152** **CCR MS 5443 ELMNT 9770G**  
 BAR CK MS X38 106Z CCR MS 2407 COWBOY 5443C

	CE	BW	WW	YW	MCE	MILK	MWW
EPD	10.9	-0.2	88.5	139.5	8.1	34.0	78.2
Rank	40	25	20	15	15	4	4
	STAY	DOC	CW	MARB	REA	\$API	\$TI
EPD	20.3	17.8	40.2	0.75	0.75	182.0	104.0
Rank	10	2	30	2		3	3



Marbling, great docility, and strong maternal predictors coupled with incredible growth is what 9770M has to offer to producers! His added length and power makes him one of our favorite purebred bulls in the 2026 offering!

**CCR BOLD RULER 9770M** Sells as Lot 80.

LOT 81 CCR BOLD RULER 1335M  
 Homo Black || Homo Polled 3/4 SM 1/4 AN  
 9/14/2024 1335M ASA# 4499381

SC	DISPOSITION	CALVING EASE	FRAME		ⓧGGP	G+
38	1	**	5.7			

WS PROCLAMATION E202 G A R ASHLAND  
**KBHR BOLD RULER H152** CCR MS 5135 ASHLAND 1335J  
 BAR CK MS X38 106Z CCR MS 2073 COWBOY 5135C

	CE	BW	WW	YW	MCE	MILK	MWW
EPD	12.6	0.1	82.1	128.9	9.5	27.4	68.7
Rank	40		35	35	15	25	25
	STAY	DOC	CW	MARB	REA	\$API	\$TI
EPD	18.1	14.5	40.3	0.85	0.80	167.9	96.5
Rank	20	25		10	35	10	10

LOT 82 CCR BOLD RULER 2724M  
 Homo Black || Homo Polled 1/2 SM 1/2 AN  
 8/28/2024 2724M ASA# 4499555

SC	DISPOSITION	CALVING EASE	FRAME		ⓧGGP	G+
36	1	***	5.6			

WS PROCLAMATION E202 BASIN SAFE DEPOSIT 9324  
**KBHR BOLD RULER H152** CCR MS DEPOSIT 2724K  
 BAR CK MS X38 106Z BJ PLAYBOOK 8228

	CE	BW	WW	YW	MCE	MILK	MWW
EPD	13.5	-2.2	83.2	141.1	8.8	38.6	80.3
Rank	35	20	35	20	25	1	2
	STAY	DOC	CW	MARB	REA	\$API	\$TI
EPD	19.6	17.8	57.3	0.86	0.57	178.3	101.3
Rank	10	4	10	5		4	5


LOT 83 CCR BOLD RULER 1482M  
 Homo Black || Homo Polled 1/2 SM 1/2 AN  
 9/14/2024 1482M ASA# 4499440

SC	DISPOSITION	CALVING EASE	FRAME		ⓧGGP	G+
41	1	**	5.8			

WS PROCLAMATION E202 DEER VALLEY UNIQUE 5635  
**KBHR BOLD RULER H152** CCR MS UNIQUE 1482J  
 BAR CK MS X38 106Z BJ ASHLAND 8219

	CE	BW	WW	YW	MCE	MILK	MWW
EPD	10.0	0.3	90.0	149.3	8.6	32.2	78.1
Rank			15	10	25	4	3
	STAY	DOC	CW	MARB	REA	\$API	\$TI
EPD	15.1	14.8	63.3	0.73	0.71	155.3	97.9
Rank		25	5	15		20	10

LOT 84 CCR BOLD RULER 2647M  
 Homo Black || Homo Polled 3/4 SM 1/4 AN  
 9/8/2024 2647M ASA# 4499515

SC	DISPOSITION	CALVING EASE	FRAME		ⓧGGP	G+
39	1	**	6.2			

WS PROCLAMATION E202 CCR POUNDER 2045F  
**KBHR BOLD RULER H152** CCR MS POUNDER 2647K  
 BAR CK MS X38 106Z CCR MS RAINMAKER 9524G

	CE	BW	WW	YW	MCE	MILK	MWW
EPD	6.9	1.1	90.3	145.6	8.3	29.0	73.7
Rank			15	15	30	15	10
	STAY	DOC	CW	MARB	REA	\$API	\$TI
EPD	20.8	20.1	55.7	0.70	0.47	158.9	95.1
Rank	4	1	15	15		15	15

LOT 85 CCR BOLD RULER 9601M  
 Homo Black || Homo Polled PB SM  
 8/31/2024 9601M ASA# 4499866

SC	DISPOSITION	CALVING EASE	FRAME		ⓧGGP	G+	ATM
42	1	*	6.2				

WS PROCLAMATION E202 GIBBS 3009A ELEMENT  
**KBHR BOLD RULER H152** CCR MS 5443 ELMNT 9601G  
 BAR CK MS X38 106Z CCR MS 2407 COWBOY 5443C

	CE	BW	WW	YW	MCE	MILK	MWW
EPD	4.2	3.3	98.9	162.0	5.0	33.1	82.5
Rank			5	2		5	1
	STAY	DOC	CW	MARB	REA	\$API	\$TI
EPD	16.3	17.3	61.5	0.67	0.79	159.8	102.9
Rank	40	3	2	4		15	3

LOT 86 CCR BOLD RULER 2540M  
 Homo Black || Homo Polled 3/4 SM 1/4 AN  
 8/31/2024 2540M ASA# 4499465

SC	DISPOSITION	CALVING EASE	FRAME		ⓧGGP	G+	ATM
39	1	**	6.4				

WS PROCLAMATION E202 CCR COCHISE 4142H  
**KBHR BOLD RULER H152** CCR MS COCHISE 2540K  
 BAR CK MS X38 106Z CCR MS 0085 0476H

	CE	BW	WW	YW	MCE	MILK	MWW
EPD	9.9	0.0	90.5	145.0	7.4	30.4	75.6
Rank			15	15		10	10
	STAY	DOC	CW	MARB	REA	\$API	\$TI
EPD	16.9	14.1	61.3	0.66	0.94	156.2	97.4
Rank	30	30	10	20	15	20	10

LOT 87 CCR BOLD RULER 2687M  
 Homo Black || Homo Polled 3/4 SM 1/4 AN  
 9/1/2024 2687M ASA# 4499537

SC	DISPOSITION	CALVING EASE	FRAME		ⓧGGP	G+
38	1	**	5.6			

WS PROCLAMATION E202 CCR COCHISE 4142H  
**KBHR BOLD RULER H152** CCR MS COCHISE 2687K  
 BAR CK MS X38 106Z CCR MS OPPORTUNITY 0222H

	CE	BW	WW	YW	MCE	MILK	MWW
EPD	10.0	-0.3	83.7	132.9	6.3	32.1	73.8
Rank			30	30		4	10
	STAY	DOC	CW	MARB	REA	\$API	\$TI
EPD	19.8	17.2	39.7	0.80	0.77	166.8	96.9
Rank	10	10		10	40	10	10

*Cow Camp Ranch*  
 A PROUD USPB  
 SEEDSTOCK SUPPLIER



KBHR GUNSMOKE J131

The Gunsmoke sons represent a new sire group of herd bulls in the 2025 offering. These higher percentage bulls will add power, stoutness, and payweight to a set of cows. If you are looking for a higher percentage pay package with more payweight, look no further.



KBHR GUNSMOKE J131 Sire of Lots 88-92.

LOT 88 CCR 1282 GUNSMOKE 404M

Homo Black || Homo Polled PB SM  
9/2/2024 ET 404M ASA# 4499610

SC	DISPOSITION	CALVING EASE	FRAME	⚡GGP	G+	ATM
41	2	*	6.4			

LBRS GENESIS G69 TJ GOLD 274G  
KBHR GUNSMOKE J131 CCR MS 4417 GOLD 1282J  
KBHR E197 CCR MS NATIONAL 4417B

	CE	BW	WW	YW	MCE	MILK	MWW
EPD	5.5	2.8	106.3	163.1	4.3	26.3	79.4
Rank			1	2		30	3
	STAY	DOC	CW	MARB	REA	\$API	\$TI
EPD	20.1	12.6	63.5	0.85	1.35	181.6	112.0
Rank	10	40	2	1	2	3	1

LOT 89 CCR 1282 GUNSMOKE 402M

Homo Black || Homo Polled PB SM  
9/2/2024 ET 402M ASA# 4499624

SC	DISPOSITION	CALVING EASE	FRAME	⚡GGP	G+	ATM
35	1	*	6.3			

LBRS GENESIS G69 TJ GOLD 274G  
KBHR GUNSMOKE J131 CCR MS 4417 GOLD 1282J  
KBHR E197 CCR MS NATIONAL 4417B

	CE	BW	WW	YW	MCE	MILK	MWW
EPD	4.5	3.2	97.6	146.6	3.8	26.3	75.0
Rank			10	10		30	10
	STAY	DOC	CW	MARB	REA	\$API	\$TI
EPD	18.7	13.6	54.0	0.86	1.00	172.5	105.6
Rank	20	30	10	1	30	5	2

LOT 90 CCR 1282 GUNSMOKE 7638M

Homo Black || Homo Polled PB SM  
9/2/2024 ET 7638M ASA# 4499732

SC	DISPOSITION	CALVING EASE	FRAME	⚡GGP	G+	ATM
37	1	*	6.4			

LBRS GENESIS G69 TJ GOLD 274G  
KBHR GUNSMOKE J131 CCR MS 4417 GOLD 1282J  
KBHR E197 CCR MS NATIONAL 4417B

	CE	BW	WW	YW	MCE	MILK	MWW
EPD	6.1	4.6	98.8	152.7	4.3	26.3	75.6
Rank			5	5		30	10
	STAY	DOC	CW	MARB	REA	\$API	\$TI
EPD	19.4	14.3	56.2	0.82	0.98	173.0	104.5
Rank	15	20	4	2	30	5	2

LOT 91 CCR GUNSMOKE 6446M

Homo Black || Homo Polled 3/4 SM 1/4 AN  
10/30/2024 6446M ASA# 4499666

SC	DISPOSITION	CALVING EASE	FRAME	⚡GGP	G+
36	2	***	6.1		

LBRS GENESIS G69 JC MR NATIONAL 610Y  
KBHR GUNSMOKE J131 CCR MS NATIONAL 6446D  
KBHR E197 CCR MS CATALYST 3342A

	CE	BW	WW	YW	MCE	MILK	MWW
EPD	13.1	-0.9	75.9	113.2	6.9	28.9	66.7
Rank	35	35				15	35
	STAY	DOC	CW	MARB	REA	\$API	\$TI
EPD	24.0	10.1	42.9	0.84	0.78	178.3	93.8
Rank	1		40	10	35	4	15

LOT **CCR GUNSMOKE 9553M**  
 92 Homo Black II Homo Polled 5/8 SM 3/8 AN  
 10/23/2024 9553M ASA# 4499854

SC	DISPOSITION	CALVING EASE	FRAME
37	1	*	6.5



LBRS GENESIS G69 MGR TREASURE  
**KBHR GUNSMOKE J131** CCR MS TREASURE 9553G  
 KBHR E197 CCR MS BOULDER 8004F

	CE	BW	WW	YW	MCE	MILK	MWW
EPD	4.7	2.2	95.7	159.5	7.8	26.5	75.0
Rank			10	4	40	30	10
	STAY	DOC	CW	MARB	REA	\$API	\$TI
EPD	14.0	17.6	50.5	0.84	0.77	152.6	101.1
Rank		5	20	10	40	25	5



**ASA QUICK REFERENCE TO EPDS, INDEXES AND \$VALUES**

**EXPECTED PROGENY DIFFERENCES (EPDS):** EPDs are the most accurate and effective tool available for comparing genetic levels. In using EPDs, the difference between two sires' EPDs represents the unit difference expected in the performance of their progeny. For example, if sires A and B have EPDs of +10 and -5, a 15-unit difference would be expected in their progeny (moving from -5 to +10 yields 15 units). Key to using EPDs is knowing in what units they are expressed. For example, if the above case referred to weaning weight EPDs, sire A would be expected to sire 15 pounds more weaning weight than sire B. If calving ease was the trait, sire A would be expected to sire 15 percent more unassisted births in first-calf heifers; in other words, if sire B sired 30 assists in a group of 100 heifers, we would expect sire A to require 15 assists. A percentile-ranking chart is required to determine where a bull's EPDs rank him relative to other bulls in the breed. For more detailed information about EPDs and \$ indexes, visit [www.simmental.org](http://www.simmental.org).

**Listed below are the units in which ASA EPDs are expressed:**

- ALL-PURPOSE INDEX (API):** Dollars per cow exposed under an all-purpose-sire scenario. (See \$ Indexes for more details.)
- BACK FAT (BF):** Inches of carcass backfat at 475 days.
- BIRTH WEIGHT (BW):** Pounds of birth weight.
- CALVING EASE (CE):** Percent of unassisted births when used on heifers.
- CARCASS WEIGHT (CW):** Pounds of carcass weight at 475 days.
- STAYABILITY (STAY):** Percent of daughters remaining in the cow herd at 6 years of age.
- DOCILITY (DOC):** Percent of offspring receiving a disposition score of 1 (docile).
- MATERNAL CALVING EASE (MCE):** Percent of unassisted births in first-calving daughters.
- MILK (MLK):** Pounds of weaning weight due to milk.
- MARBLING (MARB):** Carcass marbling score at 475 days.
- MATERNAL WEANING WEIGHT (MWW):** Pounds of weaning weight due to milk and growth.
- RIBEYE AREA (REA):** Square inches of carcass ribeye at 475 days.
- TERMINAL INDEX (TI):** Dollars per cow exposed under a terminal-sire scenario. (See TI for more details.)
- WEANING WEIGHT (WW):** Pounds of weaning weight.
- YEARLING WEIGHT (YW):** Pounds of yearling weight.
- YIELD GRADE (YG):** Carcass yield grade score at 475 days.

**\$ INDEXES:** Though EPDs allow for the comparison of genetic levels for many economically important traits, they only provide pieces of the economic puzzle. This is where \$ indexes come in. Through well-conceived, rigorous mathematical computation, \$ indexes blend EPDs and economics to estimate an animal's overall impact on integrated commercial production. The same technology that led to the dramatic progress in swine, poultry and dairy genetics over the last several decades was used to develop the following \$ indexes:

- ALL-PURPOSE INDEX (API):** Evaluates sires for use on the entire cow herd (bred to both Angus first-calf heifers and mature cows) with the portion of their daughters required to maintain herd size retained and the remaining heifers and steers put on feed and sold grade and yield.
- TERMINAL INDEX (TI):** Evaluates sires for use on mature Angus cows with all offspring put on feed and sold grade and yield.

**USING API AND TI:** First, determine which index to use; if you are keeping replacements use API, if not, use TI. Then, just as with EPDs, zero in on the unit difference between bulls. (As described above, index units are in dollars per cow exposed.) The difference can be used to determine how much a bull is worth compared to another. Put another way, how much you can pay for one bull compared to another. For example, when buying an all-purpose-type sire, you can quickly figure a bull scoring +100 for API is worth an extra \$6,000 over a +50 bull if both are exposed to 30 cows over 4 years (\$50 diff. x 30 hd. x 4 yr.= \$6,000). A percentile-ranking chart is required to determine where a bull's index value ranks him relative to other bulls in the breed.

*For more detailed information about EPDs and \$indexes, visit: [www.simmental.org](http://www.simmental.org) Important disclaimer: DO NOT compare index values of purebreds of different breeds, hybrids of different breed composition or purebreds with hybrids - our system was not developed to make valid comparison among these groups. Therefore, you must first determine the breed and breed composition appropriate for your herd and use index values to compare animals within that population.*

COPPERHEAD SONS

GW COPPERHEAD 919G

We have been lucky enough to have the opportunity to run Copperhead the last couple of years from our friends from ABS. He is a specimen to get to see in the flesh. The bull is massive-bodied, heavy muscled and is a great heifer bull option. We have pushed hard to beef up our red program, and these Cooperhead sons will impress on sale day.



GW COPPERHEAD 919G Sire of Lots 93-104.



CCR COPPERHEAD 9727M Sells as Lot 93.



CCR COPPERHEAD 8516M Sells as Lot 94.

LOT **93** **CCR COPPERHEAD 9727M**  
 Red // Homo Polled 5/8 SM 9/32 AR 3/32 AN  
 9/1/2024 9727M ASA# 4499897

SC	DISPOSITION	CALVING EASE	FRAME			
39	1	**	6.1			

GW MOVIN ON 183C IR IMPERIAL D948  
**GW COPPERHEAD 919G** **CCR MS IMPERIAL 9727G**  
 GW MISS DIRCT DRIVE 932E CCR MS 9302 RDMPTN 5515C

	CE	BW	WW	YW	MCE	MILK	MWW
EPD	10.1	-0.3	87.2	147.2	4.7	23.9	67.4
Rank			20	10			30
	STAY	DOC	CW	MARB	REA	\$API	\$TI
EPD	14.1	17.6	31.8	0.79	0.72	159.3	99.4
Rank		5		10		15	10

LOT **94** **CCR COPPERHEAD 8516M**  
 Red // Homo Polled 5/8 SM 9/32 AR 3/32 AN  
 9/5/2024 8516M ASA# 4499783

SC	DISPOSITION	CALVING EASE	FRAME				
39	1	***	5.5				

GW MOVIN ON 183C HOOK'S XPECTATION 36X  
**GW COPPERHEAD 919G** **CCR MS XPECTATION 8516F**  
 GW MISS DIRCT DRIVE 932E CCR MS 9302 RDMPTN 5515C

	CE	BW	WW	YW	MCE	MILK	MWW
EPD	13.9	-1.9	75.7	119.4	6.4	24.1	61.8
Rank			25				
	STAY	DOC	CW	MARB	REA	\$API	\$TI
EPD	17.6	18.9	25.0	0.69	0.67	161.2	91.1
Rank		2		15		15	25

LOT **95** CCR COPPERHEAD 0393M

Red II Homo Polled 5/8 SM 7/32 AR 5/32 AN  
9/5/2024 0393M ASA# 4499277

SC	DISPOSITION	CALVING EASE	FRAME		XGGP	
40	1	**	5.6			

GW MOVIN ON 183C HOOK'S FULL FIGURES 11F  
GW COPPERHEAD 919G CCR MS F FIGURES 0393H  
GW MISS DIRCT DRIVE 932E CCR MS ALL ABOARD 7508E

	CE	BW	WW	YW	MCE	MILK	MWW
EPD	10.0	-0.5	89.8	150.2	9.1	29.1	73.9
Rank			15	10	20	15	10
	STAY	DOC	CW	MARB	REA	\$API	\$TI
EPD	11.9	21.3	44.6	0.83	0.96	158.2	102.6
Rank	1	35	10	15	15	4	



CCR COPPERHEAD 0393M Sells as Lot 95.

LOT **96** CCR COPPERHEAD 8536M

Red II Polled 5/8 SM 7/32 AR 5/32 AN  
9/19/2024 8536M ASA# 4499789

SC	DISPOSITION	CALVING EASE	FRAME		XGGP		
37	1	**	5.9				

GW MOVIN ON 183C HOOK'S XPECTATION 36X  
GW COPPERHEAD 919G CCR MS XPECTATION 8536F  
GW MISS DIRCT DRIVE 932E CCR MS PHOENIX 5462C

	CE	BW	WW	YW	MCE	MILK	MWW
EPD	6.8	1.3	91.9	150.7	4.9	25.4	71.3
Rank			15	10		35	15
	STAY	DOC	CW	MARB	REA	\$API	\$TI
EPD	14.5	18.1	39.4	0.45	0.79	134.8	90.8
Rank	4				35		25

LOT **97** CCR COPPERHEAD 9605M

Red II Homo Polled 5/8 SM 11/32 AR 1/32 AN  
9/4/2024 9605M ASA# 4499869

SC	DISPOSITION	CALVING EASE	FRAME		XGGP	
37	1	**	5.8			

GW MOVIN ON 183C IR IMPERIAL D948  
GW COPPERHEAD 919G CCR MS IMPERIAL 9605G  
GW MISS DIRCT DRIVE 932E CCR MS REDEMPTION 7031E

	CE	BW	WW	YW	MCE	MILK	MWW
EPD	10.7	0.3	79.0	134.6	6.9	22.4	61.8
Rank				25			
	STAY	DOC	CW	MARB	REA	\$API	\$TI
EPD	16.5	20.7	42.3	0.73	0.71	156.8	91.8
Rank	35	1	40	15		20	20

LOT **98** CCR COPPERHEAD 0232M

Red II Homo Polled 5/8 SM 9/32 AR 3/32 AN  
9/9/2024 0232M ASA# 4499205

SC	DISPOSITION	CALVING EASE	FRAME		XGGP		
35	1	**	6.0				

GW MOVIN ON 183C TRPH RRR NIGHTFORCE B30  
GW COPPERHEAD 919G CCR MS NIGHTFORCE 0232H  
GW MISS DIRCT DRIVE 932E CCR MS 9302 PRMR 8733F

	CE	BW	WW	YW	MCE	MILK	MWW
EPD	7.5	1.6	89.4	138.8	5.1	22.7	67.3
Rank			15	20			30
	STAY	DOC	CW	MARB	REA	\$API	\$TI
EPD	16.1	20.7	48.9	0.68	0.84	148.3	93.9
Rank	40	1	25	15	25	30	15

LOT **99** CCR COPPERHEAD 5537M

Red II Homo Polled 3/8 SM 17/32 AR 3/32 AN  
8/31/2024 5537M ASA# 4499648

SC	DISPOSITION	CALVING EASE	FRAME		XGGP	
35	1	**	6.5			

GW MOVIN ON 183C BROWN PREMIER X7876  
GW COPPERHEAD 919G CCR MS 0337 PREMR 5537C  
GW MISS DIRCT DRIVE 932E CCR MS STATE 5313 0337X

	CE	BW	WW	YW	MCE	MILK	MWW
EPD	11.0	-0.9	92.6	149.2	8.9	30.1	76.3
Rank		35	10	10	20	10	5
	STAY	DOC	CW	MARB	REA	\$API	\$TI
EPD	14.1	19.0	67.3	0.83	0.80	159.6	101.6
Rank		2	3	10	35	15	5

LOT **100** CCR COPPERHEAD 5000M

Red II Homo Polled 1/4 SM 21/32 AR 3/32 AN  
8/18/2024 5000M ASA# 4499625

SC	DISPOSITION	CALVING EASE	FRAME		XGGP		
40	1	****	5.5				

GW MOVIN ON 183C LJC NEXUS 554A  
GW COPPERHEAD 919G CCR MS NEXUS 5000C  
GW MISS DIRCT DRIVE 932E PELTON MISS KAY 6028Y

	CE	BW	WW	YW	MCE	MILK	MWW
EPD	18.5	-5.5	68.9	114.6	9.8	27.2	61.6
Rank	10	2			15	25	
	STAY	DOC	CW	MARB	REA	\$API	\$TI
EPD	16.3	20.2	30.3	0.70	0.47	164.9	89.9
Rank	35	1		15		10	25

LOT **101** CCR COPPERHEAD 6452M

Red II Homo Polled 1/4 SM 21/32 AR 3/32 AN  
9/14/2024 6452M ASA# 4499668

SC	DISPOSITION	CALVING EASE	FRAME		XGGP	
40	1	****	5.9			

GW MOVIN ON 183C ANDRAS FUSION R236  
GW COPPERHEAD 919G CCR MS 6028 FUSION 6452D  
GW MISS DIRCT DRIVE 932E PELTON MISS KAY 6028Y

	CE	BW	WW	YW	MCE	MILK	MWW
EPD	15.0	-2.7	72.3	114.3	8.6	28.2	64.2
Rank	20	15			25	20	
	STAY	DOC	CW	MARB	REA	\$API	\$TI
EPD	14.3	22.0	30.2	0.63	0.76	148.8	87.0
Rank		1		20	40	30	35

COPPERHEAD SONS



LOT **CCR COPPERHEAD 9766M**  
**IO2** Red II Homo Polled 1/2 SM 13/32 AR 3/32 AN  
 8/30/2024 9766M ASA# 4499916

SC	DISPOSITION	CALVING EASE	FRAME
40	1	****	5.8



GW MOVIN ON 183C IR IMPERIAL D948  
**GW COPPERHEAD 919G** **CCR MS IMPERIAL 9766G**  
 GW MISS DIRCT DRIVE 932E CCR MS NEXUS 5000C

	CE	BW	WW	YW	MCE	MILK	MWW
EPD	20.1	-5.3	65.4	108.0	10.1	24.3	56.9
Rank	3	2			10		
	STAY	DOC	CW	MARB	REA	\$API	\$TI
EPD	17.0	21.6	19.6	0.94	0.34	183.8	95.5
Rank	30	1		3		2	15

LOT **CCR COPPERHEAD 0244M**  
**IO3** Hetero Black II Homo Polled 5/8 SM 9/32 AR 3/32 AN  
 9/6/2024 0244M ASA# 4499212

SC	DISPOSITION	CALVING EASE	FRAME
36	1	**	6.0



GW MOVIN ON 183C TRPH RRR NIGHTFORCE B30  
**GW COPPERHEAD 919G** **CCR MS NIGHTFORCE 0244H**  
 GW MISS DIRCT DRIVE 932E CCR MS 6028 A ABRD 8633F

	CE	BW	WW	YW	MCE	MILK	MWW
EPD	12.8	-1.8	72.9	113.5	6.6	24.2	60.5
Rank	40	25					
	STAY	DOC	CW	MARB	REA	\$API	\$TI
EPD	15.9	21.8	24.2	0.81	0.60	161.2	92.0
Rank	40	1		10		15	20

LOT **CCR COPPERHEAD 0404M**  
**IO4** Red II Polled 1/2 SM 11/32 AR 5/32 AN  
 9/30/2024 0404M ASA# 4499282

SC	DISPOSITION	CALVING EASE	FRAME
33	1	*	6.8



GW MOVIN ON 183C HOOK'S FULL FIGURES 11F  
**GW COPPERHEAD 919G** **CCR MS F FIGURES 0404H**  
 GW MISS DIRCT DRIVE 932E CCR MS REDEMPTN 7608E

	CE	BW	WW	YW	MCE	MILK	MWW
EPD	7.8	2.9	104.4	171.1	7.4	27.9	79.9
Rank			2	1		20	2
	STAY	DOC	CW	MARB	REA	\$API	\$TI
EPD	14.9	22.0	63.4	0.55	1.03	145.0	99.4
Rank		1	5	30	10	35	10



## HOW TO PARTICIPATE

### 1 CREATE AN ACCOUNT

Click "create account" at the top of the page on [bid.superiorlivestock.com](http://bid.superiorlivestock.com). Fill out the required information to bid online. Agree to the terms of service and finish with the "register" button.

### 2 REGISTER FOR A BUYER NUMBER

From the home page or the "all auctions" page, choose the sale you're interested in. Once selected, click the "request a buyer number" button. Verify your email address with the email verification link. To verify your mobile number, click "send token". Follow the steps to authorize your mobile device and click "submit".

### 3 BID SUCCESSFULLY

You will only have to complete the two-step verification process one time. After that, you will be able to immediately request a buyer number on any auction without verification. If you're a winning bidder, your lots will appear in your cart on the bottom of your screen. You will be contacted by the ranch or sale manager for your payment and shipping plans.

IF YOU NEED HELP REGISTERING TO BID OR TO VIEW THE AUCTION PLEASE CONTACT SUPERIOR LIVESTOCK

**800.422.2117**



CDI/NF HONOR GUARD 267H

Honor Guard was a logical choice to sample to increase the gene diversity in our red population. The bulls answer the call for what you expect high percent red bulls to do. They will add length, muscle shape, and improve yield.

CDI/NF HONOR GUARD 267H Sire of Lots 105-108.

**LOT 105 CCR HONOR GUARD 2672M**  
 Red // Homo Polled 3/4 SM 7/32 AR 1/32 AN  
 8/31/2024 2672M ASA# 4499527

SC	DISPOSITION	CALVING EASE	FRAME	ØGGP	ATM
36	1	**	5.4		

CDI ABUNDANCE 391C GW HILGER ONE 454H  
 CDI/NF HONOR GUARD 267H CCR MS HILGER 2672K  
 CDI MISS VERDICT 141C CCR MS F FIGURES 0406H

	CE	BW	WW	YW	MCE	MILK	MWW
EPD	6.7	1.2	94.8	152.6	5.8	25.8	73.1
Rank			10	10		35	15
	STAY	DOC	CW	MARB	REA	\$API	\$TI
EPD	13.2	16.8	49.4	0.24	1.40	123.1	88.4
Rank		10	25		1		30

**LOT 106 CCR HONOR GUARD 2675M**  
 Red // Homo Polled 3/4 SM 7/32 AR 1/32 AN  
 9/7/2024 2675M ASA# 4499529

SC	DISPOSITION	CALVING EASE	FRAME	ØGGP	G+
37	1	****	5.8		

CDI ABUNDANCE 391C GW COPPERHEAD 919G  
 CDI/NF HONOR GUARD 267H CCR MS COPPERHEAD 2675K  
 CDI MISS VERDICT 141C CCR MS 6028 A ABRD 8503F

	CE	BW	WW	YW	MCE	MILK	MWW
EPD	17.1	-2.5	82.5	133.9	10.0	24.6	65.7
Rank		10	15	35	30	10	40
	STAY	DOC	CW	MARB	REA	\$API	\$TI
EPD	15.7	19.4	25.2	0.50	0.83	156.5	92.5
Rank		2		35	30	20	20

**LOT 107 CCR HONOR GUARD 1430M**  
 Red // Homo Polled 3/4 SM 7/32 AR 1/32 AN  
 9/12/2024 1430M ASA# 4499424

SC	DISPOSITION	CALVING EASE	FRAME	ØGGP	G+
37	1	****	5.3		

CDI ABUNDANCE 391C GW COPPERHEAD 919G  
 CDI/NF HONOR GUARD 267H CCR MS COPPERHEAD 1430J  
 CDI MISS VERDICT 141C CCR MS IMPERIAL 9727G

	CE	BW	WW	YW	MCE	MILK	MWW
EPD	17.6	-4.1	87.9	137.8	8.9	26.5	70.3
Rank		10	5	20	20	30	20
	STAY	DOC	CW	MARB	REA	\$API	\$TI
EPD	17.0	14.1	20.0	0.55	1.02	167.8	99.8
Rank		30	30		30	10	10

**LOT 108 CCR HONOR GUARD 484M**  
 Red // Homo Polled 3/4 SM 1/4 AR  
 9/4/2024 Twin 484M ASA# 4499442

SC	DISPOSITION	CALVING EASE	FRAME	ØGGP	ATM
38	1	**	5.7		

CDI ABUNDANCE 391C ES STATEMENT GZ33  
 CDI/NF HONOR GUARD 267H CCR MS STATEMENT 1484J  
 CDI MISS VERDICT 141C CCR MS REDEMPTN 7534E

	CE	BW	WW	YW	MCE	MILK	MWW
EPD	14.4	0.1	89.7	141.2	7.9	22.2	66.9
Rank		25		15	20	35	30
	STAY	DOC	CW	MARB	REA	\$API	\$TI
EPD	14.3	12.2	30.3	0.15	0.47	127.3	83.4
Rank							

RAWHIDE SONS

EGL CCR RAWHIDE 137J

Power, growth, and carcass quality can be found in abundance can be found in a very large group of Rawhide sons. We have been impressed with the Rawhides ever since birth and are certain they will inject growth and carcass quality to their progeny.



EGL CCR RAWHIDE 137J Sire of Lots 109-122.



CCR 1285 RAWHIDE 9811M Sells as Lot 109.

LOT **109** **CCR 1285 RAWHIDE 9811M**  
 Homo Black II Homo Polled 1/2 SM 1/2 AN  
 9/10/2024 ET 9811M ASA# 4499930

SC	DISPOSITION	CALVING EASE	FRAME			
39	1	**	6.4			

LCDR FAVOR 149F      TEHAMA PATRIARCH F028  
**EGL CCR RAWHIDE 137J**      **CCR MS 8636 PATRIARCH 1285J**  
 G A R SURE FIRE 307      CCR MS 5161 COWBOY 8636F

	CE	BW	WW	YW	MCE	MILK	MWW
EPD	8.5	0.7	111.3	165.3	8.2	26.5	82.4
Rank			1	2	30	30	1
	STAY	DOC	CW	MARB	REA	\$API	\$TI
EPD	18.3	18.5	81.5	0.76	0.82	166.4	109.1
Rank	20	3	1	10	30	10	1



CCR RAWHIDE 0325M Sells as Lot 110.

LOT **110** **CCR RAWHIDE 0325M**  
 Homo Black II Homo Polled 5/8 SM 3/8 AN  
 9/3/2024 0325M ASA# 4499240

SC	DISPOSITION	CALVING EASE	FRAME			
35	1	**	6.3			

LCDR FAVOR 149F      KBHR HIGH ROAD E283  
**EGL CCR RAWHIDE 137J**      **CCR MS HIGH ROAD 0325H**  
 G A R SURE FIRE 307      CCR MS PHENOM 5155C

	CE	BW	WW	YW	MCE	MILK	MWW
EPD	9.6	0.6	96.9	152.7	5.3	25.3	73.7
Rank			5	10		40	10
	STAY	DOC	CW	MARB	REA	\$API	\$TI
EPD	14.8	19.4	51.4	0.57	0.74	147.7	97.4
Rank		2	20	25		30	10

LOT **III** CCR RAWHIDE 0421M

Homo Black II Homo Polled 1/2 SM 1/2 AN  
9/22/2024 0421M ASA# 4499293

SC	DISPOSITION	CALVING EASE	FRAME			
36	1	****	5.4			

LCDR FAVOR 149F CCR COWBOY CUT 5048Z  
EGL CCR RAWHIDE 137J CCR MS COWBOY 0421H  
G A R SURE FIRE 307 CCR MS YUMA 7565E

	CE	BW	WW	YW	MCE	MILK	MWW
EPD	17.9	-3.8	82.6	123.5	8.2	28.8	70.3
Rank	10	10	35		30	15	20
	STAY	DOC	CW	MARB	REA	\$API	\$TI
EPD	18.1	22.1	32.7	0.81	0.57	178.2	100.5
Rank	20	1		10		4	5



CCR RAWHIDE 0421M Sells as Lot 111.

LOT **II2** CCR RAWHIDE 0496M

Homo Black II Polled 1/2 SM 1/2 AN  
9/16/2024 0496M ASA# 4499325

SC	DISPOSITION	CALVING EASE	FRAME			
38	1	**	5.9			

LCDR FAVOR 149F CCR COMMANDER 5135F  
EGL CCR RAWHIDE 137J CCR MS COMMANDER 0496H  
G A R SURE FIRE 307 CCR GROUND LOAD 3382A

	CE	BW	WW	YW	MCE	MILK	MWW
EPD	8.3	1.7	98.9	149.1	6.0	23.9	73.2
Rank			4	10			15
	STAY	DOC	CW	MARB	REA	\$API	\$TI
EPD	17.8	20.2	52.3	0.46	1.07	144.2	94.5
Rank	20	1	20	40	10	35	15



CCR RAWHIDE 0496M Sells as Lot 112.

LOT **II3** CCR RAWHIDE 0260M

Homo Black II Homo Polled 1/4 SM 3/4 AN  
9/21/2024 0260M ASA# 4499217

SC	DISPOSITION	CALVING EASE	FRAME				
39	1	*	6.7				

LCDR FAVOR 149F SYDGEN ENHANCE  
EGL CCR RAWHIDE 137J CCR MS ENHANCE 0260H  
G A R SURE FIRE 307 BJ ASHLAND 8234

	CE	BW	WW	YW	MCE	MILK	MWW
EPD	9.5	2.3	107.8	177.3	5.2	28.7	84.0
Rank			1	1		15	1
	STAY	DOC	CW	MARB	REA	\$API	\$TI
EPD	15.0	17.2	61.6	0.95	0.72	166.6	109.5
Rank		10	10	3		10	1

LOT **II4** CCR RAWHIDE 0410M

Homo Black II Homo Polled 1/2 SM 1/2 AN  
9/13/2024 0410M ASA# 4499288

SC	DISPOSITION	CALVING EASE	FRAME			
35	1	*	5.5			

LCDR FAVOR 149F CCR CORNERSTONE 9362D  
EGL CCR RAWHIDE 137J CCR MS CORNERSTONE 0410H  
G A R SURE FIRE 307 CCR MS 1339 PY WGT 7188E

	CE	BW	WW	YW	MCE	MILK	MWW
EPD	2.1	3.2	103.1	157.5	1.1	27.1	78.8
Rank			2	4		25	3
	STAY	DOC	CW	MARB	REA	\$API	\$TI
EPD	15.0	20.1	65.2	0.57	0.68	134.8	96.0
Rank		1	4	25			15

LOT **II5** CCR RAWHIDE 9552M

Homo Black II Polled 1/2 SM 1/2 AN  
9/24/2024 9552M ASA# 4499853

SC	DISPOSITION	CALVING EASE	FRAME			
32	1	*	5.6			

LCDR FAVOR 149F CONNEALY COMRADE 1385  
EGL CCR RAWHIDE 137J CCR MS COMRADE 9552G  
G A R SURE FIRE 307 CCR MS WD RANGE 8057F

	CE	BW	WW	YW	MCE	MILK	MWW
EPD	6.0	0.1	90.5	137.9	3.8	18.6	63.9
Rank			15	20			
	STAY	DOC	CW	MARB	REA	\$API	\$TI
EPD	12.9	20.4	49.8	0.63	0.80	139.9	93.9
Rank		1	20	20	35	40	15

LOT **II6** CCR RAWHIDE 0306M

Homo Black II Polled 3/4 SM 1/4 AN  
9/4/2024 0306M ASA# 4499234

SC	DISPOSITION	CALVING EASE	FRAME				
40	1	**	5.6				

LCDR FAVOR 149F WS PROCLAMATION E202  
EGL CCR RAWHIDE 137J CCR MS PROCLAMATION 0306H  
G A R SURE FIRE 307 CCR MS NATIONAL 5111C

	CE	BW	WW	YW	MCE	MILK	MWW
EPD	11.8	1.3	99.9	146.3	7.2	25.8	75.7
Rank			3	15		35	10
	STAY	DOC	CW	MARB	REA	\$API	\$TI
EPD	13.7	14.8	46.2	0.68	0.64	151.5	100.5
Rank		25	30	15		25	5



LOT **II7** **CCR RAWHIDE 0261M**  
 Homo Black II Homo Polled 1/2 SM 1/2 AN  
 9/22/2024 0261M ASA# 4499218

SC	DISPOSITION	CALVING EASE	FRAME		
38	1	**	5.8	⚡GGP	

LCDR FAVOR 149F CCR POUNDER 2045F  
 EGL CCR RAWHIDE 137J CCR MS POUNDER 0261H  
 G A R SURE FIRE 307 CCR MS BARB 2120Z

	CE	BW	WW	YW	MCE	MILK	MWW
EPD	8.1	-1.0	95.5	148.9	5.2	23.0	70.6
Rank		35	10	10			20
	STAY	DOC	CW	MARB	REA	\$API	\$TI
EPD	11.4	22.4	56.6	0.65	0.87	144.9	99.6
Rank		1	10	20	25	35	10

LOT **II8** **CCR RAWHIDE 8646M**  
 Homo Black II Homo Polled 1/2 SM 1/2 AN  
 10/17/2024 8646M ASA# 4499822

SC	DISPOSITION	CALVING EASE	FRAME		
38	1	**	5.7	⚡GGP	

LCDR FAVOR 149F CCR PAY DIRT 2340C  
 EGL CCR RAWHIDE 137J CCR MS 4069 PY DRT 8646F  
 G A R SURE FIRE 307 CCR MS 707 COWBOY 4069B

	CE	BW	WW	YW	MCE	MILK	MWW
EPD	11.7	0.4	97.8	147.8	7.1	28.4	77.3
Rank			5	10		15	4
	STAY	DOC	CW	MARB	REA	\$API	\$TI
EPD	16.8	20.1	42.5	0.70	0.42	160.7	101.4
Rank		30	1	40	15	15	5

LOT **II9** **CCR RAWHIDE 0350M**  
 Homo Black II Polled 1/2 SM 1/2 AN  
 9/11/2024 0350M ASA# 4499251

SC	DISPOSITION	CALVING EASE	FRAME		
37	1	**	5.7	⚡GGP	

LCDR FAVOR 149F CCR POUNDER 2045F  
 EGL CCR RAWHIDE 137J CCR MS POUNDER 0350H  
 G A R SURE FIRE 307 CCR MS STELLAR 4470B

	CE	BW	WW	YW	MCE	MILK	MWW
EPD	6.5	1.6	109.9	165.2	3.4	20.9	75.7
Rank			1	2			10
	STAY	DOC	CW	MARB	REA	\$API	\$TI
EPD	9.8	21.5	56.6	0.70	0.66	141.8	105.1
Rank		1	10	15		40	2

LOT **I20** **CCR RAWHIDE 0301M**  
 Homo Black II Homo Polled 1/2 SM 1/2 AN  
 9/14/2024 0301M ASA# 4499232

SC	DISPOSITION	CALVING EASE	FRAME		
35	1	***	5.4	⚡GGP	

LCDR FAVOR 149F WOODLAND CENTERFIRE  
 EGL CCR RAWHIDE 137J CCR MS 5135 C FIRE 0301H  
 G A R SURE FIRE 307 CCR MS 2073 COWBOY 5135C

	CE	BW	WW	YW	MCE	MILK	MWW
EPD	12.7	-0.9	88.0	126.8	8.1	20.1	64.2
Rank		40	35	20	40	35	
	STAY	DOC	CW	MARB	REA	\$API	\$TI
EPD	19.2	20.6	42.8	0.90	0.52	174.4	100.4
Rank		10	1	40	4	5	10

LOT **I21** **CCR RAWHIDE 0373M**  
 Homo Black II Homo Polled 3/4 SM 1/4 AN  
 9/6/2024 0373M ASA# 4499266

SC	DISPOSITION	CALVING EASE	FRAME		
37	1	**	5.6	⚡GGP	

LCDR FAVOR 149F KBHR HIGH ROAD E283  
 EGL CCR RAWHIDE 137J CCR MS HIGH ROAD 0373H  
 G A R SURE FIRE 307 CCR MS COWBOY 7628E

	CE	BW	WW	YW	MCE	MILK	MWW
EPD	12.9	0.3	90.2	130.9	8.5	22.5	67.5
Rank			15	30	25		30
	STAY	DOC	CW	MARB	REA	\$API	\$TI
EPD	16.7	17.8	30.4	0.76	0.37	161.1	97.5
Rank		30	4	10		15	10

LOT **I22** **CCR RAWHIDE 0327M**  
 Homo Black II Homo Polled 1/2 SM 1/2 AN  
 9/26/2024 0327M ASA# 4499241

SC	DISPOSITION	CALVING EASE	FRAME		
40	1	*	6.0	⚡GGP	

LCDR FAVOR 149F CCR COMMANDER 5135F  
 EGL CCR RAWHIDE 137J CCR MS COMMANDER 0327H  
 G A R SURE FIRE 307 CCR MS 707 BRDWY 6453D

	CE	BW	WW	YW	MCE	MILK	MWW
EPD	6.1	3.3	103.8	162.6	4.6	25.2	77.2
Rank			2	3		40	4
	STAY	DOC	CW	MARB	REA	\$API	\$TI
EPD	18.4	22.3	43.1	0.78	0.59	158.9	102.5
Rank		15	1	40	10	15	4



CCR POUNDER 2045F

Pounder continues to build upon his legacy in our program, and is always in demand by both bull and female buyers. The Pounder sons' study with added performance and stretch while maintaining top-tier profit indexes. If you are in search of cattle with added payweight, come marketing day, the Pounders will be some bulls to circle in your salebook.

CCR POUNDER 2045F Sire of Lots 123-128.

LOT **I23** CCR POUNDER 0241M  
 Homo Black || Homo Polled 1/2 SM 1/2 AN  
 8/30/2024 0241M ASA# 4499210

SC	DISPOSITION	CALVING EASE	FRAME	⚡GGP	ATM
40	1	*	6.6		

CCR PAY DIRT 2340C IR CAPITALIST E041  
 CCR POUNDER 2045F CCR MS CAPITALIST 0241H  
 CCR MS 707 COWBOY 4123B CCR MS 3362 YUMA 8534F

	CE	BW	WW	YW	MCE	MILK	MWW
EPD	5.7	3.8	104.8	177.2	9.1	23.3	75.7
Rank			2	1	20		10
	STAY	DOC	CW	MARB	REA	\$API	\$TI
EPD	8.9	12.2	77.4	0.41	0.95	121.6	94.2
Rank			1		15		15

LOT **I24** CCR POUNDER 0230M  
 Homo Black || Homo Polled 5/8 SM 3/8 AN  
 9/2/2024 0230M ASA# 4499203

SC	DISPOSITION	CALVING EASE	FRAME	⚡GGP	G+	ATM
38	1	***	6.1			

CCR PAY DIRT 2340C HOOK'S FLINT 2F  
 CCR POUNDER 2045F CCR MS FLINT 0230H  
 CCR MS 707 COWBOY 4123B CCR MS 2120 PY DIRT 8537F

	CE	BW	WW	YW	MCE	MILK	MWW
EPD	14.0	-0.6	83.0	139.3	10.7	22.8	64.2
Rank	30	40	35	20	5		
	STAY	DOC	CW	MARB	REA	\$API	\$TI
EPD	16.5	14.7	52.9	0.55	0.79	152.8	90.2
Rank	35	25	15	30	35	25	25

LOT **I25** CCR POUNDER 0476M  
 Homo Black || Homo Polled 5/8 SM 3/8 AN  
 9/2/2024 0476M ASA# 4499316

SC	DISPOSITION	CALVING EASE	FRAME	⚡GGP	G+	ATM
41	1	**	6.1			

CCR PAY DIRT 2340C CCR 3362 YUMA 0085F  
 CCR POUNDER 2045F CCR MS 0085 0476H  
 CCR MS 707 COWBOY 4123B CCR MS SINGLETARY 3009A

	CE	BW	WW	YW	MCE	MILK	MWW
EPD	7.8	1.7	95.3	147.7	8.0	22.3	70.0
Rank			10	10	35		20
	STAY	DOC	CW	MARB	REA	\$API	\$TI
EPD	19.2	14.6	57.9	0.60	0.57	151.2	94.0
Rank	10	25	10	25		25	15

LOT **I26** CCR POUNDER 0235M  
 Homo Black || Homo Polled 1/2 SM 1/2 AN  
 9/30/2024 0235M ASA# 4499208

SC	DISPOSITION	CALVING EASE	FRAME	⚡GGP	G+	ATM
40	2	**	5.9			

CCR PAY DIRT 2340C IR CAPITALIST E041  
 CCR POUNDER 2045F CCR MS CAPITALIST 0235H  
 CCR MS 707 COWBOY 4123B CCR MS PAY DIRT 8519F

	CE	BW	WW	YW	MCE	MILK	MWW
EPD	7.4	1.8	92.8	151.6	8.2	22.1	68.4
Rank			10	10	30		25
	STAY	DOC	CW	MARB	REA	\$API	\$TI
EPD	13.5	7.9	51.8	0.48	0.40	133.4	90.1
Rank			20	40			25

**POUNDER SONS**

LOT **127** **CCR POUNDER 0418M**  
 Homo Black II Polled 5/8 SM 3/8 AN  
 9/27/2024 0418M ASA# 4499291

SC	DISPOSITION	CALVING EASE	FRAME	GGP	ATM
39	1	**	5.6	GGP	ATM

CCR PAY DIRT 2340C CCR BOULDER 1339A  
**CCR POUNDER 2045F** CCR MS BOULDER 0418H  
 CCR MS 707 COWBOY 4123B CCR MS COWBOY 7640E

	CE	BW	WW	YW	MCE	MILK	MWW
EPD	13.2	0.8	93.8	148.8	7.7	19.7	66.5
Rank	35		10	10	40		35
	STAY	DOC	CW	MARB	REA	\$API	\$TI
EPD	14.5	17.2	36.7	0.26	0.35	132.6	87.1
Rank		10					35

LOT **128** **CCR POUNDER 0223M**  
 Homo Black II Homo Polled 5/8 SM 3/8 AN  
 9/27/2024 0223M ASA# 4499198

SC	DISPOSITION	CALVING EASE	FRAME	GGP	G+
34	2	****	5.6	GGP	G+

CCR PAY DIRT 2340C IR CAPITALIST E041  
**CCR POUNDER 2045F** CCR MS CAPITALIST 0223H  
 CCR MS 707 COWBOY 4123B CCR MS GRADUATE 8521F

	CE	BW	WW	YW	MCE	MILK	MWW
EPD	19.7	-4.4	73.6	119.0	11.1	24.4	61.1
Rank	3	4			4		
	STAY	DOC	CW	MARB	REA	\$API	\$TI
EPD	20.3	8.7	34.0	0.47	0.23	164.7	86.9
Rank	10			40		10	35

*Thank you to  
 our great  
 Cow Camp  
 Crew.*



Gary Schubert, Tracy Brunner, Kent Brunner, Tucker Day, Mark Brunner, Brody Bryant, Nolan Brunner, Lance Day, Kolton Aubuchon, Byron Noeth, Trent Turner, Travis Kitzmiller, Noah Brunner, Bryant Brunner, Tanner Brunner, Amanda Britton.  
 Not pictured Chase Lillard.





GIBBS HAYMAKER 2380K

Haymaker has left us with an awesome set of herdsires to market in 2026. The sire group represents good cattle who are phenotypic superstars. Extra body, added mass, and striking balance are represented in every one of his sons. Haymaker is just the cattlemen's kind and will be bulls you will want to highlight in your sale catalog. We promise you will like them come sale day.

GIBBS HAYMAKER 2380K Sire of Lots 129-133.

LOT **129** **CCR HAYMAKER 6129M**  
 Homo Black || Homo Polled 1/2 SM 1/2 AN  
 9/5/2024 6129M ASA# 4499656

SC	DISPOSITION	CALVING EASE	FRAME	G+ ATM		
39	1	**	6.0			

GIBBS HILLTOP 0062H CCR COWBOY CUT 5048Z  
**GIBBS HAYMAKER 2380K** CCR MS 0056 CWBOY 6129D  
 GIBBS 6123D MABELLE8365U CCR MS MAINLINE 0056

	CE	BW	WW	YW	MCE	MILK	MWW
EPD	7.4	1.0	93.7	147.3	7.8	31.5	78.3
Rank			10	10	40	5	3
	STAY	DOC	CW	MARB	REA	\$API	\$TI
EPD	12.8	14.2	61.7	0.53	0.98	136.0	93.9
Rank		30	10	30	10		15

LOT **130** **CCR HAYMAKER 1333M**  
 Homo Black || Homo Polled 5/8 SM 3/8 AN  
 10/28/2024 1333M ASA# 4499380

SC	DISPOSITION	CALVING EASE	FRAME	G+ ATM		
37	1	*	6.5			

GIBBS HILLTOP 0062H TJ HEISMAN 388F  
**GIBBS HAYMAKER 2380K** CCR MS HEISMAN 1333J  
 GIBBS 6123D MABELLE8365U CCR MS SPARTAN 8662F

	CE	BW	WW	YW	MCE	MILK	MWW
EPD	3.3	4.2	111.9	181.4	4.5	27.2	83.0
Rank			1	1		25	1
	STAY	DOC	CW	MARB	REA	\$API	\$TI
EPD	13.3	17.1	71.3	0.63	0.34	138.6	101.5
Rank		10	2	20			5

LOT **131** **CCR HAYMAKER 1461M**  
 Homo Black || Polled 5/8 SM 3/8 AN  
 9/4/2024 1461M ASA# 4499435

SC	DISPOSITION	CALVING EASE	FRAME	G+ ATM		
41	1	**	6.4			

GIBBS HILLTOP 0062H KBHR HIGH ROAD E283  
**GIBBS HAYMAKER 2380K** CCR MS HIGH ROAD 1461J  
 GIBBS 6123D MABELLE8365U CCR MS COMRADE 9576G

	CE	BW	WW	YW	MCE	MILK	MWW
EPD	8.4	0.0	94.3	151.3	9.8	29.0	76.3
Rank			10	10	15	15	5
	STAY	DOC	CW	MARB	REA	\$API	\$TI
EPD	16.5	16.5	58.2	0.61	0.49	150.5	96.6
Rank		35	10	10	25	25	10

LOT **132** **CCR HAYMAKER 1274M**  
 Homo Black || Homo Polled 5/8 SM 3/8 AN  
 8/31/2024 1274M ASA# 4499364

SC	DISPOSITION	CALVING EASE	FRAME	G+ ATM		
36	1	**	5.6			

GIBBS HILLTOP 0062H KBHR HIGH ROAD E283  
**GIBBS HAYMAKER 2380K** CCR MS 2120 HIGH ROAD 1274J  
 GIBBS 6123D MABELLE8365U CCR MS BARB 2120Z

	CE	BW	WW	YW	MCE	MILK	MWW
EPD	12.2	-2.3	85.2	136.4	7.5	27.6	70.1
Rank		20	25	25		20	20
	STAY	DOC	CW	MARB	REA	\$API	\$TI
EPD	14.4	15.5	50.9	0.61	0.74	152.8	95.3
Rank		15	20	25		25	15



LOT **CCR HAYMAKER 0408M**  
**I33** Homo Black II Homo Polled 5/8 SM 3/8 AN  
 9/9/2024 Twin 0408M ASA# 4499286

SC	DISPOSITION	CALVING EASE	FRAME
38	1	****	5.7




GIBBS HILLTOP 0062H KBHR HIGH ROAD E283  
**GIBBS HAYMAKER 2380K** CCR MS HIGH ROAD 0381H  
 GIBBS 6123D MABELLE8365U CCR MS FLINT HILLS 7548E

	CE	BW	WW	YW	MCE	MILK	MWW
EPD	15.7	-1.6	82.3	115.7	10.3	26.7	67.7
Rank	20	25	35		10	25	30
	STAY	DOC	CW	MARB	REA	\$API	\$TI
EPD	16.8	16.4	42.9	0.67	0.64	159.9	93.5
Rank	30	10	40	20		15	20

# BID FROM ANYWHERE



- 1. VISIT LIVE-AG.COM**  
 Navigate to the "Purebred" tab, located in the main menu. Select the auction of choice.
  - 2. LOG IN / CREATE AN ACCOUNT**  
 Select the "Login or Create an Account" button. Fill out the required fields to bid online. Agree to the terms of service, and finish with the "Register" button." An account is not necessary to watch an auction.
  - 3. REGISTER TO BID**  
 Once logged in, find your sale of choice and click "Register to Bid". Agree to the terms and conditions, and click the "Register" button. Your request will be approved in a timely manner.
- \* CALL OUR TEAM WITH ANY QUESTIONS**  
 We're dedicated to ensuring you have a positive bidding experience. Please call **817-533-6699** with any questions.





CCR MS GALILEO 1447J Dam of Lots 134-163.

LOT **I34** CCR 1447 FIRE POWER 8506M  
 Homo Black II Homo Polled 3/4 SM 1/4 AN  
 8/30/2024 ET 8506M ASA# 4499780

SC	DISPOSITION	CALVING EASE	FRAME			
38	1	**	6.6			

EGL FIRESTEEL 103F HOOK'S GALILEO 210G  
 CCR FIRE POWER 8081J CCR MS GALILEO 1447J  
 CCR MS COMMAND 8081F CCR MS BIG TIMBER 9761G

	CE	BW	WW	YW	MCE	MILK	MWW
EPD	9.3	1.7	93.9	148.8	6.2	29.3	76.1
Rank			10	10		15	10
	STAY	DOC	CW	MARB	REA	\$API	\$TI
EPD	14.0	20.1	60.7	0.83	0.91	157.2	101.4
Rank		1	10	10	20	20	5

LOT **I35** CCR 1447 FIRE POWER 8103M  
 Homo Black II Homo Polled 3/4 SM 1/4 AN  
 9/1/2024 ET 8103M ASA# 4499771

SC	DISPOSITION	CALVING EASE	FRAME			
37	1	**	6.0			

EGL FIRESTEEL 103F HOOK'S GALILEO 210G  
 CCR FIRE POWER 8081J CCR MS GALILEO 1447J  
 CCR MS COMMAND 8081F CCR MS BIG TIMBER 9761G

	CE	BW	WW	YW	MCE	MILK	MWW
EPD	10.3	0.3	86.5	137.6	7.7	29.3	72.4
Rank			25	20	40	15	15
	STAY	DOC	CW	MARB	REA	\$API	\$TI
EPD	14.4	21.5	48.0	0.84	1.03	159.5	99.2
Rank		1	25	10	10	15	10

## FIRE POWER x 1447J FLUSH BROTHERS

Great type, wonderful structure, and added frame is what the Fire Power X 1447J flush has produced. The bulls are fault free in their build and will add value to multiple facets of your operation!

LOT **I36** CCR 1447 FIRE POWER 8519M  
 Homo Black II Homo Polled 3/4 SM 1/4 AN  
 9/5/2024 ET 8519M ASA# 4499785

SC	DISPOSITION	CALVING EASE	FRAME			
35	1	***	5.8			

EGL FIRESTEEL 103F HOOK'S GALILEO 210G  
 CCR FIRE POWER 8081J CCR MS GALILEO 1447J  
 CCR MS COMMAND 8081F CCR MS BIG TIMBER 9761G

	CE	BW	WW	YW	MCE	MILK	MWW
EPD	14.5	-2.4	79.0	126.7	8.0	29.3	68.6
Rank		25	20	40	35	15	25
	STAY	DOC	CW	MARB	REA	\$API	\$TI
EPD	18.9	17.6	42.5	0.80	0.78	173.2	97.1
Rank		15	5	40	10	35	5

FIRE POWER SONS

CCR FIRE POWER 8081J

The Fire Power sons are super correct, being great-footed and picture-perfect for structure. They offer striking balance from the profile. We expect him to be an absolute female maker as his replacements are rising to the forefront of our replacement pen.



CCR FIRE POWER 8081J Sire of Lots 134-141.



CCR FIRE POWER 8031M Sells as Lot 137.

LOT **137** CCR FIRE POWER 8031M  
 Homo Black || Homo Polled 1/2 SM 1/2 AN  
 9/1/2024 8031M ASA# 4499750

SC	DISPOSITION	CALVING EASE	FRAME
41	1	**	5.7

EGL FIRESTEEL 103F CCR SPARTAN 9124A  
 CCR FIRE POWER 8081J CCR MS SPARTAN 8031F  
 CCR MS COMMAND 8081F CCR MS E-Z-3 4114B

	CE	BW	WW	YW	MCE	MILK	MWW
EPD	11.1	-0.5	77.8	122.8	6.5	21.9	60.5
Rank							
	STAY	DOC	CW	MARB	REA	\$API	\$TI
EPD	18.8	16.9	43.8	0.74	0.90	161.5	91.5
Rank	15	10	35	15	20	15	20

LOT **138** CCR FIRE POWER 9755M  
 Homo Black || Homo Polled 5/8 SM 3/8 AN  
 9/10/2024 9755M ASA# 4499912

SC	DISPOSITION	CALVING EASE	FRAME
39	1	*	5.7

EGL FIRESTEEL 103F HOOK'S ENCORE 65E  
 CCR FIRE POWER 8081J CCR MS 4015 ENCORE 9755G  
 CCR MS COMMAND 8081F CCR MS 8012 COWBOY 4015B

	CE	BW	WW	YW	MCE	MILK	MWW
EPD	4.6	2.7	83.4	138.6	2.4	28.7	70.2
Rank			30	20		15	20
	STAY	DOC	CW	MARB	REA	\$API	\$TI
EPD	16.3	18.8	31.8	0.84	0.98	152.0	94.0
Rank	35	2		10	10	25	15

LOT **139** CCR FIRE POWER 9753M  
 Homo Black || Polled 5/8 SM 3/8 AN  
 9/1/2024 9753M ASA# 4499911

SC	DISPOSITION	CALVING EASE	FRAME
41	1	*	6.2

EGL FIRESTEEL 103F HOOK'S ENCORE 65E  
 CCR FIRE POWER 8081J CCR MS ENCORE 9753G  
 CCR MS COMMAND 8081F CCR MS CATALYST 4135B

	CE	BW	WW	YW	MCE	MILK	MWW
EPD	5.1	3.0	85.5	136.1	2.3	29.0	71.6
Rank			25	25		15	15
	STAY	DOC	CW	MARB	REA	\$API	\$TI
EPD	17.4	9.2	61.5	0.48	1.46	134.3	85.9
Rank	25		10	40	1		40

LOT **CCR FIRE POWER 7105M**  
**I40** Homo Black II Homo Polled 1/2 SM 1/2 AN  
 9/17/2024 7105M ASA# 4499698

LOT **CCR FIRE POWER 1361M**  
**I41** Homo Black II Polled 1/2 SM 1/2 AN  
 9/17/2024 1361M ASA# 4499392

SC	DISPOSITION	CALVING EASE	FRAME
36	1	*	5.7

SC	DISPOSITION	CALVING EASE	FRAME
40	1	***	6.5

EGL FIRESTEEL 103F HOOK'S BROADWAY 11B  
**CCR FIRE POWER 8081J** **CCR MS BROADWAY 7105E**  
 CCR MS COMMAND 8081F CCR MS ADDISON 2407Z

EGL FIRESTEEL 103F IR HIGH ROAD G269  
**CCR FIRE POWER 8081J** **CCR MS BIG JOHN 1361J**  
 CCR MS COMMAND 8081F CCR MS FATE 8676F

CE	BW	WW	YW	MCE	MILK	MWW
7.4	2.5	74.0	119.0	5.6	22.7	59.6
STAY	DOC	CW	MARB	REA	\$API	\$TI
19.7	17.9	30.8	0.86	0.38	157.0	87.2

CE	BW	WW	YW	MCE	MILK	MWW
15.4	-2.1	65.2	112.9	8.1	26.2	58.7
STAY	DOC	CW	MARB	REA	\$API	\$TI
17.0	14.9	41.2	0.86	0.73	168.8	90.0

2026 PUREBRED SIMMENTAL PERCENTILE TABLE

%	CE	BW	WW	YW	ADG	DMI	\$GN	MCE	MILK	MWW	STAY	DOC	CW	YG	MARB	BF	REA	API	TI
1	19.50	-4.00	105.80	165.70	0.39	-0.17	0.11	11.00	36.80	81.80	22.80	18.70	64.30	-0.58	0.81	-0.13	1.37	188.40	107.10
2	18.20	-3.30	102.60	160.20	0.37	-0.09	0.10	10.30	35.10	79.70	21.90	17.70	60.50	-0.56	0.73	-0.12	1.30	182.00	104.20
3	17.30	-2.90	100.50	156.50	0.36	-0.04	0.10	9.90	34.20	78.30	21.30	17.20	57.90	-0.54	0.68	-0.12	1.26	178.00	102.35
4	16.70	-2.60	99.00	153.80	0.35	0.00	0.09	9.60	33.40	77.20	20.90	16.80	55.80	-0.52	0.64	-0.12	1.23	174.90	100.90
5	16.30	-2.30	97.70	151.50	0.35	0.04	0.09	9.40	32.70	76.40	20.60	16.50	54.30	-0.51	0.60	-0.11	1.21	172.30	99.70
10	14.60	-1.50	93.40	143.80	0.32	0.14	0.08	8.50	30.20	73.50	19.50	15.40	49.30	-0.47	0.49	-0.10	1.13	163.40	95.70
15	13.60	-0.90	90.30	138.60	0.31	0.22	0.07	8.00	28.60	71.50	18.70	14.70	46.00	-0.45	0.42	-0.09	1.07	157.00	93.00
20	12.80	-0.50	88.00	134.50	0.29	0.28	0.06	7.50	27.40	69.90	18.10	14.20	43.40	-0.43	0.36	-0.09	1.03	152.20	90.70
25	12.10	-0.10	86.00	131.00	0.28	0.34	0.06	7.10	26.50	68.50	17.60	13.70	41.20	-0.42	0.32	-0.08	1.00	147.78	88.70
30	11.60	0.30	84.30	127.80	0.27	0.38	0.05	6.80	25.64	67.30	17.00	13.20	39.30	-0.40	0.28	-0.08	0.97	143.90	86.80
35	11.10	0.60	82.70	124.90	0.27	0.43	0.05	6.50	24.90	66.00	16.60	12.80	37.60	-0.39	0.25	-0.08	0.95	140.30	85.10
40	10.60	0.80	81.30	122.10	0.26	0.48	0.05	6.20	24.20	64.90	16.10	12.40	35.90	-0.38	0.22	-0.08	0.92	136.80	83.50
45	10.20	1.10	79.90	119.60	0.25	0.53	0.04	5.90	23.50	63.70	15.60	12.00	34.30	-0.37	0.19	-0.07	0.90	133.30	82.00
50	9.70	1.30	78.70	117.20	0.24	0.58	0.04	5.60	22.90	62.60	15.10	11.60	32.90	-0.36	0.16	-0.07	0.88	129.90	80.60
55	9.30	1.60	77.50	114.90	0.23	0.64	0.04	5.40	22.30	61.50	14.60	11.20	31.50	-0.34	0.14	-0.07	0.86	126.60	79.20
60	8.80	1.80	76.30	112.60	0.23	0.69	0.03	5.10	21.70	60.40	14.00	10.80	30.10	-0.33	0.11	-0.06	0.83	123.50	77.80
65	8.40	2.10	75.20	110.40	0.22	0.75	0.03	4.85	21.10	59.20	13.40	10.40	28.80	-0.32	0.09	-0.06	0.81	120.20	76.40
70	7.90	2.30	73.90	108.00	0.21	0.81	0.02	4.60	20.40	58.10	12.80	10.00	27.40	-0.31	0.06	-0.06	0.78	117.10	75.00
75	7.40	2.60	72.50	105.60	0.20	0.88	0.02	4.30	19.70	56.90	12.10	9.50	25.90	-0.29	0.03	-0.05	0.76	113.80	73.70
80	6.80	2.90	70.90	102.90	0.19	0.96	0.01	3.90	18.90	55.70	11.40	8.90	24.40	-0.28	0.01	-0.05	0.73	110.40	72.30
85	6.00	3.30	69.20	99.80	0.19	1.04	0.01	3.50	18.00	54.40	10.70	8.20	22.60	-0.26	-0.03	-0.05	0.69	107.20	70.90
90	5.10	3.90	67.00	96.00	0.17	1.15	0.00	3.00	16.90	52.80	9.80	7.20	20.40	-0.23	-0.06	-0.04	0.65	103.30	69.00
95	3.50	4.80	63.80	90.30	0.16	1.31	-0.02	2.20	15.20	50.60	8.70	5.60	17.20	-0.19	-0.11	-0.03	0.58	98.30	66.10
AVG	9.70	1.30	78.70	117.20	0.24	0.58	0.04	5.60	22.90	62.60	15.10	11.60	32.90	-0.36	0.16	-0.07	0.88	129.90	80.60

2026 HYBRID PERCENTILE TABLE

%	CE	BW	WW	YW	ADG	DMI	\$GN	MCE	MILK	MWW	STAY	DOC	CW	YG	MARB	BF	REA	API	TI
1	21.50	-5.70	105.20	169.50	0.42	-0.10	0.15	12.10	34.70	81.40	22.70	19.60	72.60	-0.45	1.10	-0.10	1.24	190.03	108.50
2	20.30	-5.00	101.90	163.60	0.40	-0.01	0.14	11.50	33.40	79.20	21.70	18.70	68.10	-0.42	1.00	-0.09	1.17	183.50	105.10
3	19.60	-4.50	99.70	160.10	0.39	0.05	0.13	11.20	32.50	77.90	21.20	18.10	65.60	-0.40	0.93	-0.08	1.13	178.90	103.20
4	19.00	-4.20	98.10	157.00	0.38	0.09	0.12	10.90	31.90	76.90	20.70	17.60	63.40	-0.39	0.88	-0.08	1.09	175.60	101.60
5	18.50	-3.95	96.80	154.60	0.37	0.13	0.12	10.60	31.30	76.10	20.30	17.30	61.80	-0.38	0.85	-0.08	1.07	173.00	100.40
10	16.90	-3.00	92.30	146.80	0.35	0.26	0.10	9.80	29.50	73.20	19.10	16.20	56.30	-0.34	0.74	-0.07	0.97	164.40	96.20
15	15.80	-2.40	89.30	141.60	0.33	0.35	0.09	9.30	28.30	71.10	18.30	15.40	52.50	-0.31	0.67	-0.06	0.91	158.30	93.50
20	14.90	-1.90	87.00	137.50	0.32	0.42	0.09	8.80	27.40	69.50	17.70	14.90	49.70	-0.29	0.61	-0.06	0.87	153.60	91.30
25	14.20	-1.50	85.00	134.00	0.31	0.49	0.08	8.50	26.60	68.10	17.10	14.40	47.30	-0.27	0.56	-0.05	0.83	149.60	89.50
30	13.50	-1.20	83.30	130.80	0.30	0.55	0.07	8.10	26.00	66.80	16.60	14.00	45.10	-0.25	0.52	-0.05	0.80	146.10	87.90
35	12.97	-0.80	81.60	127.90	0.29	0.61	0.07	7.80	25.30	65.70	16.20	13.60	43.10	-0.23	0.48	-0.04	0.77	142.80	86.40
40	12.40	-0.58	80.10	125.20	0.28	0.67	0.06	7.50	24.80	64.70	15.70	13.20	41.30	-0.21	0.45	-0.04	0.74	139.70	84.90
45	11.90	-0.30	78.70	122.60	0.28	0.73	0.06	7.20	24.20	63.60	15.30	12.90	39.50	-0.20	0.41	-0.04	0.71	136.55	83.50
50	11.40	0.00	77.30	120.00	0.27	0.78	0.05	6.90	23.70	62.60	14.80	12.50	37.80	-0.18	0.38	-0.03	0.68	133.40	82.00
55	10.90	0.30	76.00	117.50	0.26	0.84	0.05	6.60	23.20	61.60	14.30	12.20	36.10	-0.17	0.35	-0.03	0.65	130.30	80.60
60	10.40	0.50	74.60	115.00	0.25	0.90	0.05	6.30	22.69	60.50	13.80	11.85	34.50	-0.15	0.32	-0.03	0.63	126.80	79.20
65	9.90	0.80	73.20	112.40	0.24	0.95	0.04	6.00	22.10	59.40	13.20	11.50	32.70	-0.13	0.29	-0.02	0.60	123.30	77.70
70	9.40	1.10	71.70	109.70	0.23	1.02	0.04	5.70	21.50	58.20	12.60	11.10	30.90	-0.11	0.26	-0.02	0.57	119.60	76.00
75	8.80	1.40	70.00	106.80	0.23	1.08	0.03	5.30	20.80	57.00	11.90	10.60	29.10	-0.09	0.23	-0.01	0.54	115.70	74.37
80	8.20	1.70	68.20	103.60	0.22	1.16	0.02	4.90	20.10	55.70	11.20	10.10	27.10	-0.07	0.19	-0.01	0.50	111.40	72.50
85	7.40	2.10	66.20	99.90	0.21	1.25	0.02	4.50	19.20	54.10	10.30	9.40	24.90	-0.04	0.15	0.00	0.46	106.60	70.50
90	6.50	2.60	63.40	95.60	0.19	1.36	0.01	3.90	18.10	52.20	9.20	8.50	22.10	-0.01	0.11	0.00	0.40	101.10	68.20
95	5.00	3.30	59.40	88.90	0.17	1.53	-0.01	3.10	16.40	49.20	7.80	6.90	17.80	0.04	0.04	0.02	0.31	93.50	64.80
AVG	11.40	0.00	77.30	120.00	0.27	0.78	0.05	6.90	23.70	62.60	14.80	12.50	37.80	-0.18	0.38	-0.03	0.68	133.40	82.00



CCR MS 2407 COWBOY 5443C Dam of Lots 142-144.

LOT **I42** CCR 5443 HOMELAND 411M  
 Homo Black || Homo Polled 5/8 SM 3/8 AN  
 8/28/2024 ET 411M ASA# 4499621

SC	DISPOSITION	CALVING EASE	FRAME			
39	1	*	5.9			

REDHILL 672X X004 231A CCR COWBOY CUT 5048Z  
 CLRS HOMELAND 327H CCR MS 2407 COWBOY 5443C  
 CLRS ALWAYS XCELLENT CCR MS ADDISON 2407Z

	CE	BW	WW	YW	MCE	MILK	MWW
EPD	13.2	0.3	86.6	132.2	7.4	18.2	61.5
Rank	35		25	30			
	STAY	DOC	CW	MARB	REA	\$API	\$TI
EPD	23.4	10.7	43.7	0.62	0.54	166.9	91.7
Rank	1		35	20		10	20

# HOMELAND x 5443C FLUSH BROTHERS

*Absolute brutes are what you will find in the Homeland X 5443C flush. The bulls are dense, stout, and comes with a great herdbull look. The dam has been one of the finest Cowboy Cut donors in the herd!*

LOT **I43** CCR 5443 HOMELAND 0358M  
 Homo Black || Homo Polled 5/8 SM 3/8 AN  
 8/23/2024 ET 0358M ASA# 4499256

SC	DISPOSITION	CALVING EASE	FRAME			
40	1	**	6.2			

REDHILL 672X X004 231A CCR COWBOY CUT 5048Z  
 CLRS HOMELAND 327H CCR MS 2407 COWBOY 5443C  
 CLRS ALWAYS XCELLENT CCR MS ADDISON 2407Z

	CE	BW	WW	YW	MCE	MILK	MWW
EPD	12.0	0.1	89.9	137.9	7.5	18.2	63.1
Rank			15	20			
	STAY	DOC	CW	MARB	REA	\$API	\$TI
EPD	24.5	17.5	45.5	0.68	0.64	172.6	95.3
Rank	1	5	30	15		10	15

LOT **I44** CCR 5443 HOMELAND 0207M  
 Homo Black || Homo Polled 5/8 SM 3/8 AN  
 9/2/2024 ET 0207M ASA# 4499193

SC	DISPOSITION	CALVING EASE	FRAME				
40	1	**	5.9				

REDHILL 672X X004 231A CCR COWBOY CUT 5048Z  
 CLRS HOMELAND 327H CCR MS 2407 COWBOY 5443C  
 CLRS ALWAYS XCELLENT CCR MS ADDISON 2407Z

	CE	BW	WW	YW	MCE	MILK	MWW
EPD	10.9	1.7	94.1	142.2	8.0	18.2	65.2
Rank			10	15	35		40
	STAY	DOC	CW	MARB	REA	\$API	\$TI
EPD	22.7	17.3	43.8	0.53	0.79	158.7	92.7
Rank	2	10	35	30	35	15	20

AGE-ADVANTAGED BULLS



LOT **145** **CCR TRUE GRIT 1280M**  
 Homo Black // Homo Polled 1/2 SM 1/2 AN  
 8/24/2024 1280M ASA# 4499366

SC	DISPOSITION	CALVING EASE	FRAME
35	2	**	5.7



GGP



SQUARE B TRUE NORTH 8052 TJ GOLD 274G

**BASIN TRUE GRIT 1021**  
 BASIN CAMILLA 9044

**CCR MS 4417 GOLD 1280J**  
 CCR MS NATIONAL 4417B

	CE	BW	WW	YW	MCE	MILK	MWW
EPD	10.8	-1.0	87.4	143.8	9.5	31.1	74.7
Rank		35	20	15	15	10	10
	STAY	DOC	CW	MARB	REA	\$API	\$TI
EPD	12.0	9.7	62.2	0.75	1.00	152.8	98.7
Rank			5	10	10	25	10

CCR CRAFTSMAN 0240M Sells as Lot 146.

LOT **146** **CCR CRAFTSMAN 0240M**  
 Homo Black // Polled PB AN  
 9/11/2024 0240M ASA# 4499209

SC	DISPOSITION	CALVING EASE	FRAME
33	1	****	5.5



GGP



SITZ RESILIENT 10208 G A R RELIANT

**CONNEALY CRAFTSMAN** **CCR MS RELIANT 0240H**  
 BLACK CATHY OF CONANGA 8521 BJ ASHLAND 8219

	CE	BW	WW	YW	MCE	MILK	MWW
EPD	15.2	-2.9	77.8	127.6	8.8	30.9	71.8
Rank	20	15		40	25	10	15
	STAY	DOC	CW	MARB	REA	\$API	\$TI
EPD	15.7	14.8	52.4	1.10	0.88	161.2	90.9
Rank		25	20	2	20	15	25

LOT **147** **CCR 4042 ASHLAND 5155M**  
 Homo Black // Homo Polled 1/2 SM 1/2 AN  
 8/31/2024 ET 5155M ASA# 4499637

SC	DISPOSITION	CALVING EASE	FRAME
38	1	****	6.2



GGP



G A R EARLY BIRD

**G A R ASHLAND** **CCR MS COWBOY 4042B**  
 CHAIR ROCK AMBUSH 1018 CCR MS SCANNER 9050W

	CE	BW	WW	YW	MCE	MILK	MWW
EPD	17.8	-0.9	87.2	130.6	9.6	26.6	70.4
Rank	10	35	20	35	15	30	20
	STAY	DOC	CW	MARB	REA	\$API	\$TI
EPD	14.2	15.0	34.6	0.79	0.62	166.0	99.3
Rank		20		10		10	10





CCR 4085 GALILEO 463M Sells as Lot 148.

# GALILEO x 4085B FLUSH BROTHERS

Here is a pair of high accuracy sires who pedigrees have great influence in our breeding program over the years. The bulls come from one of our very best Cowboy Cut daughters and will produce cattle who create premiums in the sale ring and daughters that last for years to come!



CCR MS 8012 COWBOY 4085B Dam of Lots 148, 149.

LOT **I48** CCR 4085 GALILEO 463M  
Homo Black || Homo Polled 5/8 SM 3/8 AN  
9/1/2024 ET 463M ASA# 4499617

SC	DISPOSITION	CALVING EASE	FRAME		
38	2	****	5.6	YGGP	G+

BRIDLE BIT ECLIPSE E744 CCR COWBOY CUT 5048Z  
HOOK'S GALILEO 210G CCR MS 8012 COWBOY 4085B  
HOOK'S EVITA 18E CCR MS THUNDER 8012

	CE	BW	WW	YW	MCE	MILK	MWW
EPD	16.0	-2.5	76.5	115.6	9.2	35.1	73.2
Rank	15	15			20	1	15
	STAY	DOC	CW	MARB	REA	\$API	\$TI
EPD	17.1	19.7	34.0	1.02	0.26	180.0	100.5
Rank	30	1		2		3	5




LOT **I49** CCR 4085 GALILEO 5550M  
Homo Black || Homo Polled 5/8 SM 3/8 AN  
9/1/2024 ET 5550M ASA# 4499650

SC	DISPOSITION	CALVING EASE	FRAME		
36	1	**	5.9	YGGP	G+

BRIDLE BIT ECLIPSE E744 CCR COWBOY CUT 5048Z  
HOOK'S GALILEO 210G CCR MS 8012 COWBOY 4085B  
HOOK'S EVITA 18E CCR MS THUNDER 8012

	CE	BW	WW	YW	MCE	MILK	MWW
EPD	13.0	0.0	83.5	124.8	10.1	35.1	76.7
Rank	35		30		10	1	5
	STAY	DOC	CW	MARB	REA	\$API	\$TI
EPD	18.9	18.2	47.3	1.04	0.29	178.7	101.5
Rank	15	3	25	2		4	5

LOT **CCR 1356 GALILEO 8107M**  
**I50** Homo Black II Homo Polled 5/8 SM 3/8 AN  
 10/25/2024 ET 8107M ASA# 4499773

SC	DISPOSITION	CALVING EASE	FRAME			
38	1	**	6.2			

BRIDLE BIT ECLIPSE E744 CCR POUNDER 2045F  
 HOOK'S GALILEO 210G CCR MS POUNDER 1356J  
 HOOK'S EVITA 18E CCR MS 2120 WD RNG 8635F

	CE	BW	WW	YW	MCE	MILK	MWW
EPD	12.2	-2.1	88.6	137.5	8.1	26.6	70.8
Rank		20	20	20	35	30	20
	STAY	DOC	CW	MARB	REA	\$API	\$TI
EPD	19.7	17.7	41.7	0.70	0.41	168.2	98.7
Rank	10	4	40	15		10	10



CCR 1356 GALILEO 8107M Sells as Lot 150.



*Can't make it sale day?*  
**BID LIVE WITH SUPERIOR OR LIVE AG**



COCHISE SONS

CCR COCHISE 4142H

The Cochise cattle study with balanced genetics across the board. Ample calving ease and growth, incredible maternal traits, and strong carcass figures. The cattle are as balanced as they come physically as well. They are long-bodied, massive, and wonderful for structure.



CCR CHOCHISE 4142H Sire of Lots 151-155.



CCR COCHISE 2789M Sells as Lot 151.

LOT **151** CCR COCHISE 2789M  
 Homo Black // Homo Polled 5/8 SM 3/8 AN  
 9/1/2024 2789M ASA# 4499574

SC	DISPOSITION	CALVING EASE	FRAME
38	1	****	6.0

CCR POUNDER 2045F CLRS HERDBOOK 316H  
 CCR COCHISE 4142H CCR MS HERDBOOK 2789K  
 CCR MS CATALYST 4142B CCR MS COWBOY 6173D

	CE	BW	WW	YW	MCE	MILK	MWW
EPD	15.2	-2.0	90.9	147.0	8.2	21.3	66.6
Rank	20	20	15	10	30		35
	STAY	DOC	CW	MARB	REA	\$API	\$TI
EPD	16.8	15.8	46.6	0.55	0.73	160.1	96.5
Rank	30	15	30	30		15	10

LOT **152** CCR COCHISE 9604M  
 Homo Black // Polled 3/4 SM 1/4 AN  
 10/28/2024 9604M ASA# 4499868

SC	DISPOSITION	CALVING EASE	FRAME
37	2	**	6.3

CCR POUNDER 2045F KOCH BIG TIMBER 685D  
 CCR COCHISE 4142H CCR MS 5459 BG TBR 9604G  
 CCR MS CATALYST 4142B CCR MS COWBOY 5459C

	CE	BW	WW	YW	MCE	MILK	MWW
EPD	6.0	1.1	79.7	125.0	3.9	22.3	62.1
Rank							
	STAY	DOC	CW	MARB	REA	\$API	\$TI
EPD	19.0	6.3	40.3	0.42	0.78	134.4	81.3
Rank	15				35		

LOT **153** CCR COCHISE 403M  
 Homo Black // Homo Polled 1/2 SM 1/2 AN  
 10/2/2024 403M ASA# 4499620

SC	DISPOSITION	CALVING EASE	FRAME
36	1	**	6.4

CCR POUNDER 2045F JC MR NATIONAL 610Y  
 CCR COCHISE 4142H CCR MS NATIONAL 4503B  
 CCR MS CATALYST 4142B CCR MS LUCY 2405Z

	CE	BW	WW	YW	MCE	MILK	MWW
EPD	11.6	1.3	91.5	153.5	7.6	19.9	65.6
Rank			15	10	40		40
	STAY	DOC	CW	MARB	REA	\$API	\$TI
EPD	22.7	12.6	54.0	0.75	0.64	173.1	97.3
Rank	2		15	10		5	10

LOT **154** CCR COCHISE 7040M  
 Homo Black II Polled 1/2 SM 1/2 AN  
 10/2/2024 7040M ASA# 4499693

SC	DISPOSITION	CALVING EASE	FRAME	
40	1	***	5.7	⚡GGP

CCR POUNDER 2045F K C F BENNETT ABSOLUTE  
**CCR COCHISE 4142H** CCR MS ABSOLUTE 7040E  
 CCR MS CATALYST 4142B CCR MS TAHOE 5053C

	CE	BW	WW	YW	MCE	MILK	MWW
EPD	12.8	-1.6	79.1	129.7	6.7	24.1	63.6
Rank	40	25		35			
	STAY	DOC	CW	MARB	REA	\$API	\$TI
EPD	13.4	12.0	56.3	0.46	0.62	139.2	86.1
Rank			10	40			40

LOT **155** CCR COCHISE 8611M  
 Homo Black II Polled 1/2 SM 1/2 AN  
 9/28/2024 8611M ASA# 4499806

SC	DISPOSITION	CALVING EASE	FRAME	
41	2	**	6.5	⚡GGP <b>G+</b> <b>ATM</b>

CCR POUNDER 2045F SYDGEN FATE 2800  
**CCR COCHISE 4142H** CCR MS 5430 FATE 8611F  
 CCR MS CATALYST 4142B CCR MS COWBOY 5430C

	CE	BW	WW	YW	MCE	MILK	MWW
EPD	12.5	-0.4	90.0	148.6	8.8	24.2	69.1
Rank	40		15	10	25		25
	STAY	DOC	CW	MARB	REA	\$API	\$TI
EPD	15.9	7.3	60.3	0.49	0.90	149.0	92.7
Rank	40		10	35	20	30	20

LOT **156** CCR BLACKOUT 2695M  
 Homo Black II Homo Polled 5/8 SM 3/8 AN  
 9/19/2024 2695M ASA# 4499542

SC	DISPOSITION	CALVING EASE	FRAME	
37	1	****	5.5	⚡GGP <b>G+</b>

BRIDLE BIT ECLIPSE E744 KBHR HONOR H060  
**BRIDLE BIT BLACKOUT K249** CCR MS HONOR 2695K  
 BRIDLE BIT MISS F8111 CCR MS BLUE PRINT 7001E

	CE	BW	WW	YW	MCE	MILK	MWW
EPD	15.5	-3.4	84.4	133.2	10.3	27.9	70.1
Rank	20	10	30	30	10	20	20
	STAY	DOC	CW	MARB	REA	\$API	\$TI
EPD	18.4	16.3	47.0	0.71	0.84	171.7	99.0
Rank	15	10	30	15	25	10	10



BRIDLE BIT BLACKOUT K249 Sire of Lots 156, 157.

LOT **157** CCR BLACKOUT 2680M  
 Hetero Black II Homo Polled 5/8 SM 1/4 AN 1/8 AR  
 9/10/2024 2680M ASA# 4499533

SC	DISPOSITION	CALVING EASE	FRAME	
37	1	****	5.9	⚡GGP <b>G+</b>

BRIDLE BIT ECLIPSE E744 CCR LOAD UP 0043F  
**BRIDLE BIT BLACKOUT K249** CCR MS LOAD UP 2680K  
 BRIDLE BIT MISS F8111 CCR MS 4015 ICONIC 9732G

	CE	BW	WW	YW	MCE	MILK	MWW
EPD	16.1	-2.5	82.7	123.6	10.6	25.0	66.3
Rank	15	15	35		10	40	35
	STAY	DOC	CW	MARB	REA	\$API	\$TI
EPD	15.2	14.7	39.9	0.58	0.63	155.8	93.0
Rank		25		25		20	20

LOT **158** CCR BLACKFOOT 8041M  
 Homo Black II Polled 5/8 SM 3/8 AN  
 9/12/2024 8041M ASA# 4499754

SC	DISPOSITION	CALVING EASE	FRAME	
42	1	*	6.4	⚡GGP <b>ATM</b>

CCR POUNDER 2045F CCR SPARTAN 9124A  
**CCR BLACKFOOT 7098H** CCR MS SPARTAN 8041F  
 CCR MS LEUPOLD 7098E CCR MS E23 9078 4117B

	CE	BW	WW	YW	MCE	MILK	MWW
EPD	0.7	4.9	97.4	154.8	4.4	20.2	69.0
Rank			5	5			25
	STAY	DOC	CW	MARB	REA	\$API	\$TI
EPD	14.2	19.0	67.6	0.51	0.82	124.0	88.6
Rank		2	3	35	30		30

LOT **159** CCR BLACKFOOT 5539M  
 Homo Black II Polled 3/8 SM 5/8 AN  
 9/16/2024 5539M ASA# 4499649

SC	DISPOSITION	CALVING EASE	FRAME	
40	1	**	6.4	⚡GGP <b>ATM</b>

CCR POUNDER 2045F BASIN PAYWEIGHT 1682  
**CCR BLACKFOOT 7098H** CCR MS PAYWEIGHT 5539C  
 CCR MS LEUPOLD 7098E CCR MS CATALYST 2332Z

	CE	BW	WW	YW	MCE	MILK	MWW
EPD	10.6	2.1	88.8	148.9	8.2	23.1	67.7
Rank			20	10	30		30
	STAY	DOC	CW	MARB	REA	\$API	\$TI
EPD	16.7	13.7	56.1	0.31	0.39	129.2	81.8
Rank	30	35	15				

LOT **160** CCR 1285 BONAFIDE 0473M  
 Homo Black II Homo Polled 1/2 SM 1/2 AN  
 9/2/2024 ET 0473M ASA# 4499314

SC	DISPOSITION	CALVING EASE	FRAME	
35	1	****	6.2	⚡GGP <b>G+</b>

KM BROKEN BOW 002 TEHAMA PATRIARCH F028  
**CCR BONAFIDE 5116F** CCR MS 8636 PATRIARCH 1285J  
 CCR MS SINGLETARY 2340Z CCR MS 5161 COWBOY 8636F

	CE	BW	WW	YW	MCE	MILK	MWW
EPD	15.9	-1.1	82.8	127.7	11.9	31.6	73.4
Rank	15	35	35	40	2	5	10
	STAY	DOC	CW	MARB	REA	\$API	\$TI
EPD	15.3	12.9	42.2	0.69	0.55	159.6	94.7
Rank			40	15		15	15

AGE-ADVANTAGED BULLS

**LOT 161 CCR BONAFIDE 0231M**  
 Homo Black || Homo Polled 5/8 SM 3/8 AN  
 9/24/2024 0231M ASA# 4499204

SC	DISPOSITION	CALVING EASE	FRAME				
35	1	*	5.8				

KM BROKEN BOW 002 CCR BOULDER 1339A  
**CCR BONAFIDE 5116F** CCR MS BOULDER 0231H  
 CCR MS SINGLETARY 2340Z CCR MS 4015 ABLNE 8518F

	CE	BW	WW	YW	MCE	MILK	MWW
EPD	6.3	2.4	85.1	134.8	4.7	24.2	66.8
Rank			25	25			35
	STAY	DOC	CW	MARB	REA	\$API	\$TI
EPD	12.2	16.7	46.0	0.87	0.80	146.5	94.9
Rank		10	30	5	35	30	15



CCR GENESIS 8638J Sire of Lots 162-165.

**LOT 164 CCR 8638J 8659M**  
 Homo Black || Homo Polled 3/4 SM 1/4 AN  
 10/2/2024 8659M ASA# 4499824

SC	DISPOSITION	CALVING EASE	FRAME				
39	1	*	6.5				

LBRIS GENESIS G69 BALDRIDGE COMMAND C036  
**CCR GENESIS 8638J** CCR MS 3362 CMND 8659F  
 CCR MS 4145 ELMNT 8638F CCR MS 9332 E-Z-3 3362A

	CE	BW	WW	YW	MCE	MILK	MWW
EPD	5.3	4.1	103.4	161.6	4.7	25.4	76.8
Rank			2	3		35	5
	STAY	DOC	CW	MARB	REA	\$API	\$TI
EPD	19.4	12.9	64.8	0.59	1.16	149.0	97.4
Rank	10		4	25	3	30	10

**LOT 166 CCR 1356 EL DORADO 0514M**  
 Homo Black || Homo Polled 5/8 SM 3/8 AN  
 10/22/2024 ET 0514M ASA# 4499335

SC	DISPOSITION	CALVING EASE	FRAME			
42	2	*	6.6			

LBRIS GENESIS G69 CCR POUNDER 2045F  
**CCR THR EL DORADO 4142J** CCR MS POUNDER 1356J  
 CCR MS CATALYST 4142B CCR MS 2120 WD RNG 8635F

	CE	BW	WW	YW	MCE	MILK	MWW
EPD	4.5	4.2	107.6	175.0	5.2	18.5	72.2
Rank			1	1			15
	STAY	DOC	CW	MARB	REA	\$API	\$TI
EPD	12.1	13.5	83.9	0.68	1.09	140.2	100.7
Rank		40	1	15	5	40	5

**LOT 162 CCR 8638J 8219M**  
 Homo Black || Homo Polled 1/2 SM 1/2 AN  
 9/11/2024 8219M ASA# 4499775

SC	DISPOSITION	CALVING EASE	FRAME				
38	1	**	6.2				

LBRIS GENESIS G69 G A R ASHLAND  
**CCR GENESIS 8638J** B J ASHLAND 8219  
 CCR MS 4145 ELMNT 8638F B J DISCOVERY 6223

	CE	BW	WW	YW	MCE	MILK	MWW
EPD	11.8	0.1	98.1	153.7	7.4	27.4	76.7
Rank			5	10		25	5
	STAY	DOC	CW	MARB	REA	\$API	\$TI
EPD	11.5	17.0	61.8	0.95	0.80	164.9	107.9
Rank		10	5	3	35	10	2

**LOT 163 CCR 8638J 8719M**  
 Homo Black || Polled 5/8 SM 3/8 AN  
 9/9/2024 8719M ASA# 4499840

SC	DISPOSITION	CALVING EASE	FRAME			
39	1	**	6.5			

LBRIS GENESIS G69 SYDGEN FATE 2800  
**CCR GENESIS 8638J** CCR MS FATE 8719F  
 CCR MS 4145 ELMNT 8638F CCR MS SURE FIRE 4411B

	CE	BW	WW	YW	MCE	MILK	MWW
EPD	10.2	0.7	92.3	144.8	8.8	24.8	70.8
Rank			15	15	25		20
	STAY	DOC	CW	MARB	REA	\$API	\$TI
EPD	18.5	17.7	62.3	0.71	0.79	160.4	97.4
Rank	15	4	5	15	35	15	10

**LOT 165 CCR 8638J 8543M**  
 Homo Black || Homo Polled 3/4 SM 1/4 AN  
 9/18/2024 8543M ASA# 4499792

SC	DISPOSITION	CALVING EASE	FRAME			
36	1	**	6.3			

LBRIS GENESIS G69 CCR WIDE RANGE 9005A  
**CCR GENESIS 8638J** CCR MS 2120 WD RNG 8543F  
 CCR MS 4145 ELMNT 8638F CCR MS BARB 2120Z

	CE	BW	WW	YW	MCE	MILK	MWW
EPD	11.6	-0.5	89.0	139.5	6.0	22.9	67.3
Rank			20	20			30
	STAY	DOC	CW	MARB	REA	\$API	\$TI
EPD	17.7	16.1	34.0	0.61	0.89	157.4	95.5
Rank	25	15		25	20	20	15

**LOT 167 CCR 1282 CRAFTSMAN 0395M**  
 Homo Black || Homo Polled 1/2 SM 1/2 AN  
 8/28/2024 ET 0395M ASA# 4499278

SC	DISPOSITION	CALVING EASE	FRAME			
37	1	**	6.1			

SITZ RESILIENT 10208 T J GOLD 274G  
**CONNELLY CRAFTSMAN** CCR MS 4417 GOLD 1282J  
 BLACK CATHY OF CONANGA 8521 CCR MS NATIONAL 4417B

	CE	BW	WW	YW	MCE	MILK	MWW
EPD	11.4	-0.2	87.7	146.1	7.7	32.4	77.7
Rank			20	15	40	4	4
	STAY	DOC	CW	MARB	REA	\$API	\$TI
EPD	15.2	14.6	45.2	0.76	0.96	160.1	98.9
Rank		25	30	10	15	15	10

**LOT 168 CCR JETPACK 7151M**  
 Homo Black II Homo Polled 3/4 SM 1/4 AN  
 9/23/2024 7151M ASA# 4499706

SC	DISPOSITION	CALVING EASE	FRAME		ØGGP	G+
40	1	***	6.0			

EGL FIREMAN 111F HOOK'S BROADWAY 11B  
**HA JETPACK 60J** CCR MS 4036 BRDWDY 7151E  
 HOOK'S CERES 11C CCR MS 707 SINGL 4036B

	CE	BW	WW	YW	MCE	MILK	MWW
EPD	14.0	-1.8	69.2	112.6	8.2	26.7	61.3
Rank	30	25			30	25	
	STAY	DOC	CW	MARB	REA	\$API	\$TI
EPD	21.7	15.7	16.3	0.79	0.61	172.9	90.2
Rank	3	15		10		10	25

**LOT 169 CCR JOURNEY 1398M**  
 Homo Black II Homo Polled 5/8 SM 3/8 AN  
 9/18/2024 1398M ASA# 4499409

SC	DISPOSITION	CALVING EASE	FRAME		ØGGP	G+
38	1	**	6.0			

44 BRAGGING RIGHTS 4372 HOOK'S FRONTLINE 40F  
**HOOK'S JOURNEY 7J** CCR MS FRONTLINE 1398J  
 HOOK'S EVITA 18E CCR MS PHENOM 6189D

	CE	BW	WW	YW	MCE	MILK	MWW
EPD	11.1	-2.3	89.2	142.3	5.8	28.1	72.0
Rank		20	20	15		20	15
	STAY	DOC	CW	MARB	REA	\$API	\$TI
EPD	16.8	15.1	67.6	0.81	1.01	168.7	102.7
Rank	30	20	3	10	10	10	4

**LOT 170 CCR JOURNEY 1428M**  
 Homo Black II Homo Polled 5/8 SM 3/8 AN  
 9/28/2024 1428M ASA# 4499422

SC	DISPOSITION	CALVING EASE	FRAME		ØGGP	G+	ATM
38	1	**	6.1				

44 BRAGGING RIGHTS 4372 GW TRIPLE CROWN 018C  
**HOOK'S JOURNEY 7J** CCR MS TRIPLE CROWN 1428J  
 HOOK'S EVITA 18E CCR MS ENCORE 9800G

	CE	BW	WW	YW	MCE	MILK	MWW
EPD	8.3	0.0	103.5	162.8	6.9	22.3	73.4
Rank			2	3			10
	STAY	DOC	CW	MARB	REA	\$API	\$TI
EPD	16.1	18.0	71.0	0.50	1.15	148.2	99.8
Rank	40	4	2	35	3	30	10



**HOOK'S JOURNEY 7J** Sire of Lots 169-172.

**LOT 171 CCR JOURNEY 1279M**  
 Homo Black II Homo Polled 1/2 SM 1/2 AN  
 9/21/2024 1279M ASA# 4499365

SC	DISPOSITION	CALVING EASE	FRAME		ØGGP	G+
35.5	1	****	5.5			

44 BRAGGING RIGHTS 4372 CLRS GUARDIAN 317G  
**HOOK'S JOURNEY 7J** CCR MS 8253 GUARDIAN 1279J  
 HOOK'S EVITA 18E BJ COWBOY UP 8253

	CE	BW	WW	YW	MCE	MILK	MWW
EPD	16.6	-4.7	89.6	142.0	9.2	26.2	70.4
Rank	15	3	15	15	20	30	20
	STAY	DOC	CW	MARB	REA	\$API	\$TI
EPD	19.0	9.6	58.2	0.64	0.94	175.3	102.0
Rank	15		10	20	15	5	4



**CCR JOURNEY 1279M** Sells as Lot 171.

**LOT 172 CCR JOURNEY 1383M**  
 Homo Black II Homo Polled 1/2 SM 1/2 AN  
 9/5/2024 1383M ASA# 4499405

SC	DISPOSITION	CALVING EASE	FRAME		ØGGP	G+	ACE
37	1	****	5.9				

44 BRAGGING RIGHTS 4372 TEHAMA PATRIARCH F028  
**HOOK'S JOURNEY 7J** CCR MS PATRIARCH 1383J  
 HOOK'S EVITA 18E CCR MS COWBOY 4042B

	CE	BW	WW	YW	MCE	MILK	MWW
EPD	22.3	-6.3	70.2	113.5	13.2	27.1	61.8
Rank	1	1			1	25	
	STAY	DOC	CW	MARB	REA	\$API	\$TI
EPD	20.8	17.1	24.4	0.71	0.17	184.3	93.7
Rank	4	10		15		2	15

**LOT 173 CCR BIG JOHN 9764M**  
 Homo Black II Homo Polled 3/4 SM 1/4 AN  
 10/2/2024 9764M ASA# 4499915

SC	DISPOSITION	CALVING EASE	FRAME		ØGGP	G+
39	1	*	6.5			

KBHR HIGH ROAD E283 HOOK'S ENCORE 65E  
**IR HIGH ROAD G269** CCR MS ENCORE 9764G  
 IR MS GENEVA C552 CCR 4103 ABILENE 7598E

	CE	BW	WW	YW	MCE	MILK	MWW
EPD	7.3	2.2	91.5	144.2	5.3	27.9	73.5
Rank			15	15		20	10
	STAY	DOC	CW	MARB	REA	\$API	\$TI
EPD	18.4	16.6	28.4	0.79	0.78	159.5	98.1
Rank	15	10		10	35	15	10



CCR MS COMMAND 8081F Dam of Lot 174.

LOT  
**I74**

**CCR BIG JOHN 8081M**

Homo Black II Homo Polled 5/8 SM 3/8 AN  
10/5/2024 8081M ASA# 4499764

SC	DISPOSITION	CALVING EASE	FRAME			
35	1	**	5.4			

KBHR HIGH ROAD E283 BALDRIDGE COMMAND C036  
IR HIGH ROAD G269 CCR MS COMMAND 8081F  
IR MS GENEVA C552 CCR MS 2073 COWBOY 5171C

	CE	BW	WW	YW	MCE	MILK	MWW
EPD	9.0	1.2	77.0	120.8	7.0	29.2	67.4
Rank						15	30
	STAY	DOC	CW	MARB	REA	\$API	\$TI
EPD	19.5	12.9	25.7	0.77	0.49	157.7	89.8
Rank	10			10		20	25

LOT  
**I75**

**CCR BIG JOHN 6450M**

Homo Black II Homo Polled 5/8 SM 3/8 AN  
9/26/2024 6450M ASA# 4499667

SC	DISPOSITION	CALVING EASE	FRAME			
36	1	***	6.0			

KBHR HIGH ROAD E283 CCR COWBOY CUT 5048Z  
IR HIGH ROAD G269 CCR MS COWBOY 6450D  
IR MS GENEVA C552 CCR MS BISMARCK 0103

	CE	BW	WW	YW	MCE	MILK	MWW
EPD	13.3	-1.5	71.6	111.4	8.4	27.2	63.0
Rank	35	30			30	25	
	STAY	DOC	CW	MARB	REA	\$API	\$TI
EPD	21.3	12.0	26.2	0.79	0.72	170.7	90.8
Rank	3			10		10	25

LOT  
**I76**

**CCR BIG JOHN 8086M**

Homo Black II Homo Polled 5/8 SM 3/8 AN  
9/27/2024 8086M ASA# 4499765

SC	DISPOSITION	CALVING EASE	FRAME			
38	1	**	5.8			

KBHR HIGH ROAD E283 CCR PAY DIRT 2340C  
IR HIGH ROAD G269 CCR MS 2409 P DIRT 8086F  
IR MS GENEVA C552 CCR MS 7035 UPGRD 2409Z

	CE	BW	WW	YW	MCE	MILK	MWW
EPD	8.1	1.2	87.2	142.2	5.7	29.0	72.5
Rank			20	15		15	15
	STAY	DOC	CW	MARB	REA	\$API	\$TI
EPD	12.7	17.6	48.4	0.64	0.97	141.3	93.2
Rank		5	25	20	15	40	20

AGE-ADVANTAGED BULLS

LOT **I77** **CCR BIG JOHN 9746M**  
 Homo Black || Homo Polled 3/4 SM 1/4 AN  
 11/7/2024 9746M ASA# 4499908

LOT **I78** **CCR BIG JOHN 8099M**  
 Homo Black || Homo Polled 5/8 SM 3/8 AN  
 9/19/2024 8099M ASA# 4499769

SC	DISPOSITION	CALVING EASE	FRAME	LOGO
40	1	**	6.5	GGP G+

SC	DISPOSITION	CALVING EASE	FRAME	LOGO
35	2	**	5.7	GGP G+

KBHR HIGH ROAD E283 HOOK'S ENCORE 65E  
**IR HIGH ROAD G269** **CCR MS ENCORE 9746G**  
 IR MS GENEVA C552 CCR MS 7322 BRILL 3370A

KBHR HIGH ROAD E283 BALDRIDGE COMMAND C036  
**IR HIGH ROAD G269** **CCR MS 3362 CMMND 8099F**  
 IR MS GENEVA C552 CCR MS 9332 E-Z-3 3362A

	CE	BW	WW	YW	MCE	MILK	MWW
EPD	8.0	1.9	84.7	135.4	4.7	30.8	73.1
Rank			30	25		10	15
	STAY	DOC	CW	MARB	REA	\$API	\$TI
EPD	21.9	21.1	24.6	0.64	0.51	156.2	90.2
Rank	2	1		20		20	25

	CE	BW	WW	YW	MCE	MILK	MWW
EPD	11.8	1.1	90.0	151.1	9.1	26.0	70.6
Rank			15	10	20	30	20
	STAY	DOC	CW	MARB	REA	\$API	\$TI
EPD	17.1	15.5	56.9	0.59	0.85	153.7	93.7
Rank	30	15	10	25	25	20	15



CCR MOON PASS 0295M Sells as Lot 180.

LOT **I79** **CCR MOON PASS 9570M**  
 Homo Black || Homo Polled 5/8 SM 3/8 AN  
 10/31/2024 9570M ASA# 4499859

SC	DISPOSITION	CALVING EASE	FRAME	LOGO
35	1	**	6.0	GGP G+

THR MOUNTAIN TIME 8441F CCR CORNERSTONE 9362D  
**THR MOON PASS 0597H** **CCR MS CORNERSTONE 9570G**  
 GW MISS MARLBORO 748C CCR MS 2407 WD RNG 6175D

	CE	BW	WW	YW	MCE	MILK	MWW
EPD	12.3	1.5	100.6	147.0	7.6	27.2	77.5
Rank			3	10	40	25	4
	STAY	DOC	CW	MARB	REA	\$API	\$TI
EPD	18.6	18.0	34.0	0.60	0.24	157.0	98.3
Rank	15	4		25		20	10

LOT **I80** **CCR MOON PASS 0295M**  
 Homo Black || Homo Polled 5/8 SM 3/8 AN  
 11/7/2024 0295M ASA# 4499229

LOT **I81** **CCR 6044J 0245M**  
 Homo Black || Homo Polled 5/8 SM 3/8 AN  
 9/30/2024 0245M ASA# 4499213

SC	DISPOSITION	CALVING EASE	FRAME	LOGO
38	1	***	6.2	GGP G+ ATM

SC	DISPOSITION	CALVING EASE	FRAME	LOGO
40	2	**	6.5	GGP ATM

THR MOUNTAIN TIME 8441F TJ UNION 379F  
**THR MOON PASS 0597H** **CCR MS UNION 0295H**  
 GW MISS MARLBORO 748C CCR MS SANTA FE 5423C

TJ HEISMAN 388F IR CAPITALIST E041  
**CCR 6175 HEISMAN 6044J** **CCR MS CAPITALIST 0245H**  
 CCR MS 2407 WD RNG 6175D CCR MS 3362 YUMA 8687F

	CE	BW	WW	YW	MCE	MILK	MWW
EPD	13.9	-2.2	91.0	125.5	7.0	27.9	73.3
Rank	30	20	15	40		20	10
	STAY	DOC	CW	MARB	REA	\$API	\$TI
EPD	16.3	13.8	36.9	0.44	0.67	147.6	93.4
Rank	35	35				30	20

	CE	BW	WW	YW	MCE	MILK	MWW
EPD	8.9	1.7	101.3	158.7	7.3	30.6	81.3
Rank			3	4		10	2
	STAY	DOC	CW	MARB	REA	\$API	\$TI
EPD	9.2	10.6	53.5	0.66	0.56	139.5	100.9
Rank			15	20			5

Thank you for your support.



3553 Upland Road  
Lost Springs, KS 66859

Presorted  
First Class  
US Postage  
**PAID**  
SlateGroup

# Cow Camp Ranch SPRING BULL SALE

*Saturday* 1:00 PM CT *January 24* 2026  
Lost Springs, KS

