

45th ANNUAL *Bull Sale*

FFB

MONDAY, FEBRUARY 3, 2025 || NOON, MST || AT THE RANCH NEAR LEWISTOWN, MONTANA

GATEWAY *Breeding Value* BULL SALE

GATEWAY
SIMMENTAL & LUCKY CROSS[®]

GATEWAY

SIMMENTAL & LUCKY CROSS[®]

Jim and Tom Butcher

Jim 406-350-0467 • Tom 406-350-0979

jimbutcher58@gmail.com • 2109 Joyland Road, Lewistown, MT 59457

www.gatewaysimmental.com

Chris Miller, Larry Hagenbuch, Logan Butcher, Brock Butcher



SALE BROADCAST LIVE ON
SUPERIOR PRODUCTIONS.

FOR MORE INFORMATION,
SEE PAGE 6.



Welcome

Happy New Year! Welcome to Central Montana and Gateway Simmental. The election in November has lifted spirits and improved the outlook for us in the cattle business. Even though we struggle at times with regulation, market transparency, drought, grasshoppers etc., we are in the best business with the best people in the best country in the world.

With feeder cattle, bred cattle and cull cattle at or near record highs, there is a reason to be optimistic. While we all wonder how long these prices will last, we need to enjoy the good times, with the fundamentals in our favor.

We are very pleased with this year's offering with consistency throughout the catalog. It is also a great time for customers to be purchasing bulls. The opportunity for genetic improvement has never been better. The tools available to identify the right animals for your program are truly amazing. The genomic predictions are better, and the Right Mate system makes specific selections easier as well. The progress that has been made in micro nutrients and nutrition in general over last several years has also been extremely helpful.

Supplying bulls that make productive cows with extended longevity has always been a passion at Gateway. This is why we focus so much on calving ease, moderate birth weights, high maternal calving ease figures and STAY. It matters especially in the expansion phase of the cattle cycle. It is also the reason why we keep talking about heterosis and genetic diversity. By focusing on all of these things, there is more opportunity for you to make your cattle maternally better and your life easier. Maternal heterosis is free.

Even though we are passionate about maternal traits, Gateway has been carcass and feedlot testing our cattle for 30 years now. We have more carcass data on our sires than any bull supplier in this business. We are cognizant of what we are selling and our bulls have been proven to excel.

We took the yearling weights prior to cataloging this year so you shouldn't be as reliant on the supplement sheets. The updated yearling data and EPDs will be printed in the catalog. Look for scrotal measurements a week or so before the sale, after fertility testing.

Sincerely,

Jim and Tom Butcher



Buy the Best - DON'T JUST BUY A BULL

The Best 231 Simmental & Lucky Cross™ Bulls

45TH Annual Gateway "Breeding Value" Bull Sale

Monday, February 3, 2025 at Noon, MST

At the Ranch near Lewistown, Montana

AUCTIONEER

Col. Ty Thompson 406-698-4783

LIVESTOCK PRESS REPRESENTATIVES

Dan Diechmann, Diechmann Livestock 406-423-5500

John Goggins, *Western Ag Reporter* 406-373-5000

Devin Murnin, *Western Livestock Journal* 406-696-1502

Jeff Thomas, *Prairie Star* 406-581-8859

CATTLE INSPECTIONS

Cattle can be viewed any time prior to sale.

ANNOUNCEMENTS

Announcements made sale day and from the auction block during the sale take precedence over printed material associated with this sale. Anyone attending this sale attends at their own risk. Gateway Simmental or any of the sale force will not be held responsible for any personal injury for attending this sale.

EPDS

All EPDs are the most current BOLT at the time of printing conducted by IGS and the American Simmental Association.

AREA MOTELS

Feel free to call Gateway or make your own reservations.

Yogo Inn - Gateway Sale Headquarters 406-535-8721

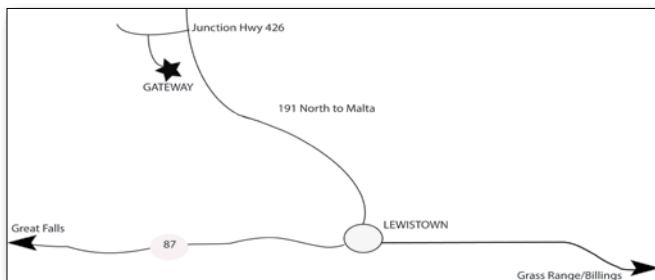
Historic Calvert Hotel 406-538-5411

Super 8 406-538-2581

B&B (close to Yogo Inn) 406-538-5496

SALE LOCATION

3 miles North of Lewistown on HWY 191 North. Turn left onto Hanover Road, go 0.3 miles turn left again and go another 0.3 miles.



The Gateway Advantage

- HYBRID BULLS TO MAXIMIZE HETEROSIS AND PROFITABILITY
- GENOMIC ENHANCED EPDS ON EVERY BULL
- 20 + YEARS OF CARCASS COLLECTION TO ENHANCE EPD ACCURACY
- MULTI TRAIT EXCELLENCE BRED IN
- LARGE SIRE GROUPS TO ENHANCE UNIFORMITY
- FREE FEEDING UNTIL APRIL 1
- FREE DELIVERY IN MONTANA AND SURROUNDING STATES
- SIGHT UNSEEN GUARANTEE
- CUSTOMER FEEDER CATTLE MARKET ASSISTANCE

SALE DAY PHONES

406-350-0467 • 406-350-0979 • 406-350-1417

TERMS AND CONDITIONS

All cattle sell under the Terms and Conditions of the American Simmental Association.

GENERAL INFORMATION

Final weights and scrotal measurements available sale day. Percentile rankings can be found for both the Purebred and Lucky Cross™ Bulls on the inside back cover.

TRANSPORTATION

Great Falls is served by Delta, United, Allegiant, Northwest, & Horizon Airlines. Billings is served by United, Frontier, Allegiant, Horizon, Northwest, Corporate Air, & SkyWest.

SALE MANAGEMENT

ALLIED
GENETIC RESOURCES

Marty Ropp 406-581-7835

Corey Wilkins 256-590-2487

Jared Murnin 406-321-1542

Rocky Forseth 406-590-7984

www.alliedgeneticresources.com

Table of Contents...

| | |
|-----------|-----------------------------------|
| Pg 41 | About DD |
| Pg 51 | Buying the Right Bull |
| Pg 5 | EPD Percentile Ranking Tables |
| Pg 49 | EPD Quick Reference Guide |
| Pg 52 | Gateway Percentile Ranking Charts |
| Pg 1 | General Sale Information |
| Pg 36 | Great Timing for Better Tools |
| Pg 6 | How to Bid Online |
| Pg 6 | Open House Invitation |
| Pg 53-IBC | Reference Sires |
| Pg 3 | RightMate Information |
| Pg 4 | Sale Book Codes |
| Pg 8-51 | Sale Bulls |
| Pg 7 | Sale Manager Letter |
| Pg 2 | Superior Feeder Calf Marketing |
| Pg 42 | Stayability |
| Pg 35 | Why Lucky Cross? |



Semen Interest

All bulls sell in their entirety. Full possession and semen rights. Gateway reserves the right to collect unlimited semen quantity for in herd use at Gateway's expense on all bulls selling.

GATEWAY CAN HELP WITH YOUR FEEDER CALF SALES.

If you're happy with how you're currently marketing your feeder calves, then by all means, stick with it. But if you're on the hunt for something new, Gateway has the resources to take your marketing to the next level.

Logan Butcher, Rocky Forseth, and Clint Berry bring over a decade of experience marketing cattle through Superior Livestock. Their strong ties with Allied Feeding Partners, combined with a continually expanding network of local and national cattle feeders, mean they're in a prime position to get your cattle the attention they deserve.

We've been witnessing record prices in the cattle market this year, and we're confident that Superior Livestock Auction offers the best chance to secure the highest possible price on any given day. Crossbred calves are particularly in vogue, fetching higher prices due to their superior performance, yield, health, and ability to adapt to various feeding conditions. Our value-added programs are designed to make your cattle even more attractive to buyers, ensuring you get top dollar.

We have a variety of ways to market your cattle too – from video sales which give you maximum exposure, to the Country Page for more targeted marketing, and Private Treaty for those one-on-one deals. In 2024, we've marketed nearly 30,000 head, often leading the pack at Superior's summer sales. There's definitely been a spike in demand for both crossbred feeder cattle and our Gateway-sired heifers for replacement.

SUPERIOR

LIVESTOCK AUCTION

bid.superiorlivestock.com | 800.422.2117



Improved Buying Confidence with Greater Genomic **ASSURANCE**

Access to more and better information has always been key to making wise decisions. The evolution and improvement of genetic evaluation tools too has given us an ever-clearer picture of the true genetic makeup of cattle and thus a better view of the value proposition. RightMate, powered by Top Genomics LLC is taking the evaluation of genetics and genomics one giant step further. By combining specific genomic information with the long-proven value of EPDs, this new advancement in technology improves our depth and precision when evaluating the actual ability to transmit value and profit.

The 3 Accreditation Logos below are designed to simplify bull selection and improve buyer confidence by more accurately describing the genetics offered and by reducing risk. What this means to you as a customer is a much greater assurance that you are getting both what you want and need from the genetics you purchase. What it means to your seedstock provider is access to RightMate technology that simply sets them apart from the rest of the industry.



ACCREDITED GENOMIC PLUS – For the majority of producers who simply need consistent and balanced genetic improvement, without genomic setbacks, G+ Accredited bulls should be on your list for premium purchase. These sires will absolutely move you forward for both cost reduction and income producing traits and substantially reduce risk when compared to all other evaluation programs. It's simple, the right genes are in these bulls to help secure a profitable future and they have great EPDs to match!



ACCREDITED CALVING EASE – Simply find bulls with the ACE logo for third party Accredited, secure Calving Ease bulls. Though we have had tools in the past to assist in choosing heifer bulls, we've never had one nearly this effective. The reduced risk that comes with this genomic certification will simply make your decisions easier and your heifer calving season more successful. Purchase special purpose ACE bulls with confidence. They will deliver consistent and predictable calving ease.



ACCREDITED TERMINAL MATE – Just like an ATM machine makes it simpler to access your cash, the ATM Logo highlights bulls accredited to generate extra cash income as soon as your next calf crop! These bulls are meant specifically to use only on mature cows and for the purpose of adding performance, pay weight and end product value to market.



Catalog Codes

| | | | | | |
|-----|---|---------------------|-----|---|-----------------------------------|
| BB | = | Homozygous Black | PB | = | Purebred |
| HB | = | Heterozygous Black | SM | = | Simmental |
| DB | = | Double Black | AN | = | Angus |
| NDR | = | Non-Diluter Red | AR | = | Red Angus |
| PP | = | Homozygous Polled | DDF | = | Developmental Duplication Free |
| HP | = | Heterozygous Polled | DDC | = | Developmental Duplication Carrier |
| DP | = | Double Polled | | | |
| P/S | = | Polled/Scurred | | | |

Quick Calving Ease Guide

Gateway calving star system - Finding heifer bulls made easy.

| | |
|------|---|
| **** | Very suitable for heifer matings |
| *** | Suitable for heifers and very suitable for young cows |
| ** | Suitable for young cows, very suitable for older cows |
| * | Suitable for cows |

Note to our Buyers

There are black bulls that are part Red Angus that don't carry the red gene. Make sure you look at the BB, HB notation on the top line. Then you know if the animals with some Red Angus breed composition carry a red gene. This is how Gateway is adding diversity and broadening the genetic base of our Lucky Cross cattle.



DEICHMANN LIVESTOCK BROKERAGE

Dan & Marilyn Deichmann
 P O Box 310 • Hobson, MT 59452
 406-423-5500 • Cell 406-799-5200 • www.dlbbroker.com



Without a doubt, we're experiencing the most aggressive, quality driven cattle market in our lifetime. Now more than ever it's the right time to align your program and marketing needs with your genetic source; your bull producer. When you buy from Gateway Lucky Cross, you're getting aligned with a complete program and a top quality genetically advanced cowherd.

Deichmann Livestock has endorsed and purchased Gateway program cattle for 25 years. We have seen firsthand the impact this ranch has made in programs that buy Lucky Cross bulls and females. Once one of our feeding clients secure a set of Lucky Cross calves, and feed them out, they just won't give them up. They feed the same set year after year. The cattle prove themselves over and over, giving the feeder consistent profit from this dependable program base.

When it's time to market your Lucky Cross calves, contact DLB. We are always at the forefront of contracting in the spring and we look forward to working for you. If you need buying assistance for the Gateway Sale, give me a call. We offer a 100% guarantee on all sight unseen purchases we handle. See you at the Gateway-Lucky Cross on sale day.

Sincerely,
 Dan and Marilyn Deichmann



2025 PUREBRED SIMMENTAL PERCENTILE TABLE

| % | API | TI | CE | BW | WW | ADG | YW | MCE | MLK | MWW | STY | DOC | CWT | YG | MRB | BF | REA |
|-----|--------|--------|-------|-------|--------|------|--------|-------|-------|-------|-------|-------|-------|-------|-------|-------|------|
| 1 | 185.79 | 105.06 | 18.70 | -3.70 | 103.50 | 0.38 | 161.80 | 11.20 | 34.10 | 80.30 | 22.60 | 19.20 | 57.80 | -0.56 | 0.76 | -0.12 | 1.34 |
| 2 | 179.45 | 102.27 | 17.80 | -3.10 | 100.10 | 0.36 | 155.90 | 10.60 | 32.70 | 78.40 | 21.60 | 18.20 | 53.50 | -0.54 | 0.68 | -0.11 | 1.27 |
| 3 | 175.43 | 100.43 | 17.20 | -2.60 | 98.20 | 0.35 | 152.20 | 10.20 | 31.90 | 77.00 | 21.10 | 17.60 | 51.10 | -0.53 | 0.64 | -0.11 | 1.23 |
| 4 | 172.89 | 99.07 | 16.70 | -2.30 | 96.80 | 0.34 | 149.70 | 9.90 | 31.30 | 76.00 | 20.60 | 17.20 | 49.20 | -0.52 | 0.60 | -0.11 | 1.20 |
| 5 | 170.43 | 97.89 | 16.30 | -2.10 | 95.50 | 0.34 | 147.60 | 9.70 | 30.80 | 75.20 | 20.30 | 16.90 | 47.50 | -0.51 | 0.57 | -0.10 | 1.18 |
| 10 | 161.80 | 93.81 | 15.10 | -1.30 | 91.40 | 0.31 | 140.40 | 8.80 | 29.10 | 72.40 | 19.30 | 15.60 | 42.40 | -0.48 | 0.47 | -0.10 | 1.10 |
| 15 | 156.22 | 91.15 | 14.30 | -0.70 | 88.60 | 0.30 | 135.50 | 8.20 | 27.90 | 70.40 | 18.60 | 14.80 | 39.20 | -0.47 | 0.40 | -0.09 | 1.05 |
| 20 | 151.51 | 89.08 | 13.70 | -0.30 | 86.40 | 0.29 | 131.70 | 7.70 | 26.90 | 68.90 | 18.10 | 14.20 | 36.80 | -0.45 | 0.35 | -0.09 | 1.01 |
| 25 | 147.50 | 87.18 | 13.20 | 0.00 | 84.50 | 0.28 | 128.40 | 7.40 | 26.10 | 67.40 | 17.60 | 13.60 | 34.80 | -0.44 | 0.31 | -0.09 | 0.98 |
| 30 | 143.94 | 85.54 | 12.80 | 0.30 | 82.80 | 0.27 | 125.40 | 7.00 | 25.40 | 66.20 | 17.20 | 13.20 | 33.00 | -0.43 | 0.27 | -0.08 | 0.96 |
| 35 | 140.68 | 84.09 | 12.40 | 0.60 | 81.30 | 0.26 | 122.80 | 6.70 | 24.80 | 65.00 | 16.80 | 12.70 | 31.40 | -0.42 | 0.24 | -0.08 | 0.93 |
| 40 | 137.59 | 82.70 | 12.10 | 0.90 | 80.00 | 0.25 | 120.20 | 6.40 | 24.20 | 63.90 | 16.40 | 12.30 | 30.00 | -0.41 | 0.21 | -0.08 | 0.91 |
| 45 | 134.81 | 81.36 | 11.70 | 1.10 | 78.80 | 0.25 | 118.00 | 6.10 | 23.60 | 62.80 | 16.00 | 11.90 | 28.70 | -0.40 | 0.18 | -0.08 | 0.88 |
| 50 | 132.14 | 80.11 | 11.40 | 1.40 | 77.60 | 0.24 | 115.90 | 5.80 | 23.00 | 61.70 | 15.50 | 11.60 | 27.30 | -0.39 | 0.16 | -0.07 | 0.86 |
| 55 | 129.42 | 78.89 | 11.00 | 1.60 | 76.40 | 0.23 | 113.80 | 5.60 | 22.40 | 60.60 | 15.10 | 11.20 | 26.00 | -0.37 | 0.14 | -0.07 | 0.84 |
| 60 | 126.82 | 77.67 | 10.70 | 1.80 | 75.20 | 0.23 | 111.60 | 5.30 | 21.80 | 59.50 | 14.60 | 10.80 | 24.70 | -0.36 | 0.12 | -0.07 | 0.82 |
| 65 | 124.15 | 76.39 | 10.30 | 2.00 | 74.00 | 0.22 | 109.40 | 5.00 | 21.20 | 58.50 | 14.10 | 10.40 | 23.40 | -0.35 | 0.09 | -0.07 | 0.80 |
| 70 | 121.64 | 75.20 | 9.90 | 2.30 | 72.80 | 0.21 | 107.20 | 4.70 | 20.50 | 57.40 | 13.60 | 9.90 | 22.00 | -0.34 | 0.07 | -0.06 | 0.77 |
| 75 | 118.97 | 74.03 | 9.50 | 2.50 | 71.40 | 0.21 | 104.90 | 4.40 | 19.80 | 56.30 | 13.10 | 9.40 | 20.70 | -0.33 | 0.05 | -0.06 | 0.75 |
| 80 | 116.45 | 72.80 | 9.00 | 2.80 | 70.00 | 0.20 | 102.30 | 4.10 | 19.10 | 55.20 | 12.50 | 8.80 | 19.20 | -0.31 | 0.03 | -0.06 | 0.72 |
| 85 | 113.67 | 71.42 | 8.40 | 3.10 | 68.30 | 0.19 | 99.50 | 3.70 | 18.30 | 54.00 | 11.90 | 8.10 | 17.50 | -0.29 | 0.00 | -0.05 | 0.69 |
| 90 | 110.55 | 69.72 | 7.60 | 3.60 | 66.30 | 0.18 | 95.80 | 3.20 | 17.20 | 52.50 | 11.10 | 7.10 | 15.40 | -0.27 | -0.03 | -0.05 | 0.65 |
| 95 | 106.32 | 67.44 | 6.30 | 4.30 | 63.20 | 0.16 | 90.70 | 2.40 | 15.80 | 50.40 | 10.20 | 5.60 | 12.30 | -0.23 | -0.08 | -0.04 | 0.58 |
| Avg | 132.14 | 80.11 | 11.40 | 1.40 | 77.60 | 0.24 | 115.90 | 5.80 | 23.00 | 61.70 | 15.50 | 11.60 | 27.30 | -0.39 | 0.16 | -0.07 | 0.86 |

2025 HYBRID PERCENTILE TABLE

| % | API | TI | CE | BW | WW | ADG | YW | MCE | MLK | MWW | STY | DOC | CWT | YG | MRB | BF | REA |
|-----|--------|--------|-------|-------|--------|------|--------|-------|-------|-------|-------|-------|-------|-------|------|-------|------|
| 1 | 186.70 | 103.61 | 20.80 | -5.60 | 101.30 | 0.40 | 162.40 | 12.50 | 35.00 | 80.20 | 21.90 | 20.30 | 66.50 | -0.48 | 1.04 | -0.10 | 1.22 |
| 2 | 179.85 | 101.05 | 19.70 | -4.90 | 98.10 | 0.38 | 157.20 | 11.80 | 33.60 | 78.20 | 21.10 | 19.10 | 61.80 | -0.45 | 0.93 | -0.09 | 1.16 |
| 3 | 175.64 | 99.32 | 19.00 | -4.40 | 96.00 | 0.37 | 153.60 | 11.40 | 32.70 | 76.80 | 20.50 | 18.40 | 59.00 | -0.43 | 0.88 | -0.09 | 1.11 |
| 4 | 172.75 | 98.14 | 18.50 | -4.00 | 94.50 | 0.36 | 150.90 | 11.00 | 32.10 | 75.70 | 20.10 | 17.90 | 57.00 | -0.42 | 0.83 | -0.08 | 1.08 |
| 5 | 170.23 | 97.10 | 18.10 | -3.70 | 93.40 | 0.36 | 148.70 | 10.80 | 31.60 | 74.90 | 19.80 | 17.60 | 55.30 | -0.41 | 0.80 | -0.08 | 1.05 |
| 10 | 161.95 | 93.77 | 16.80 | -2.80 | 89.30 | 0.33 | 141.70 | 9.90 | 29.80 | 72.00 | 18.70 | 16.30 | 49.80 | -0.37 | 0.69 | -0.07 | 0.96 |
| 15 | 156.59 | 91.39 | 15.90 | -2.20 | 86.60 | 0.32 | 136.80 | 9.30 | 28.60 | 70.00 | 18.00 | 15.50 | 46.20 | -0.34 | 0.62 | -0.07 | 0.90 |
| 20 | 152.35 | 89.48 | 15.20 | -1.70 | 84.50 | 0.31 | 132.90 | 8.80 | 27.60 | 68.40 | 17.40 | 14.80 | 43.40 | -0.32 | 0.57 | -0.06 | 0.86 |
| 25 | 148.81 | 87.86 | 14.70 | -1.30 | 82.60 | 0.30 | 129.80 | 8.40 | 26.90 | 67.10 | 16.90 | 14.30 | 41.20 | -0.30 | 0.52 | -0.06 | 0.82 |
| 30 | 145.53 | 86.32 | 14.20 | -1.00 | 81.00 | 0.29 | 126.80 | 8.00 | 26.20 | 66.00 | 16.40 | 13.80 | 39.20 | -0.28 | 0.48 | -0.05 | 0.79 |
| 35 | 142.41 | 84.90 | 13.70 | -0.60 | 79.50 | 0.28 | 124.10 | 7.70 | 25.60 | 64.90 | 15.90 | 13.40 | 37.40 | -0.26 | 0.45 | -0.05 | 0.76 |
| 40 | 139.38 | 83.54 | 13.30 | -0.40 | 78.20 | 0.27 | 121.70 | 7.40 | 25.00 | 63.80 | 15.50 | 13.00 | 35.70 | -0.25 | 0.42 | -0.05 | 0.73 |
| 45 | 136.41 | 82.25 | 12.90 | -0.10 | 76.80 | 0.27 | 119.30 | 7.10 | 24.40 | 62.80 | 15.10 | 12.60 | 34.10 | -0.23 | 0.39 | -0.04 | 0.70 |
| 50 | 133.49 | 80.95 | 12.50 | 0.20 | 75.50 | 0.26 | 116.90 | 6.80 | 23.80 | 61.80 | 14.60 | 12.30 | 32.50 | -0.21 | 0.36 | -0.04 | 0.67 |
| 55 | 130.57 | 79.61 | 12.20 | 0.40 | 74.20 | 0.25 | 114.50 | 6.50 | 23.20 | 60.80 | 14.20 | 11.90 | 31.00 | -0.20 | 0.33 | -0.03 | 0.65 |
| 60 | 127.64 | 78.22 | 11.80 | 0.70 | 73.00 | 0.24 | 112.10 | 6.20 | 22.70 | 59.70 | 13.70 | 11.60 | 29.60 | -0.18 | 0.30 | -0.03 | 0.62 |
| 65 | 124.61 | 76.79 | 11.40 | 0.90 | 71.60 | 0.24 | 109.80 | 5.90 | 22.10 | 58.70 | 13.30 | 11.20 | 28.00 | -0.17 | 0.27 | -0.03 | 0.59 |
| 70 | 121.48 | 75.27 | 11.00 | 1.20 | 70.20 | 0.23 | 107.30 | 5.60 | 21.50 | 57.50 | 12.70 | 10.80 | 26.50 | -0.15 | 0.24 | -0.02 | 0.56 |
| 75 | 118.00 | 73.71 | 10.60 | 1.50 | 68.70 | 0.22 | 104.70 | 5.30 | 20.80 | 56.30 | 12.10 | 10.30 | 24.80 | -0.13 | 0.21 | -0.02 | 0.53 |
| 80 | 114.24 | 72.02 | 10.10 | 1.80 | 67.00 | 0.21 | 101.90 | 4.90 | 20.10 | 55.00 | 11.40 | 9.80 | 22.80 | -0.11 | 0.18 | -0.02 | 0.50 |
| 85 | 110.23 | 70.13 | 9.50 | 2.20 | 65.10 | 0.20 | 98.40 | 4.40 | 19.20 | 53.50 | 10.60 | 9.10 | 20.60 | -0.08 | 0.15 | -0.01 | 0.46 |
| 90 | 105.50 | 68.01 | 8.70 | 2.70 | 62.50 | 0.19 | 94.10 | 3.90 | 18.10 | 51.70 | 9.70 | 8.10 | 17.90 | -0.05 | 0.11 | 0.00 | 0.40 |
| 95 | 98.84 | 64.98 | 7.40 | 3.40 | 58.70 | 0.17 | 87.70 | 3.00 | 16.50 | 49.00 | 8.20 | 6.50 | 13.70 | 0.00 | 0.05 | 0.01 | 0.32 |
| Avg | 133.49 | 80.95 | 12.50 | 0.20 | 75.50 | 0.26 | 116.90 | 6.80 | 23.80 | 61.80 | 14.60 | 12.30 | 32.50 | -0.21 | 0.36 | -0.04 | 0.67 |

HOW TO PARTICIPATE AS AN ABSENTEE BUYER

We have made preparations to bid and buy livestock through Superior Productions' "Call or Click-To-Bid" service for those unable to attend in person on sale day. Please note that all of the lots in the sale will also be available for viewing online prior to sale day at www.superiorlivestock.com.



HERE'S HOW IT WORKS

Turn in Bids Over the Phone. This is our traditional method of buying livestock and is the suggested process for anyone who does not have consistent, high-speed internet. To get started simply go online to www.superiorlivestock.com and click on the tab titled "Register for a Buyer Number". Select the registration form for Superior Productions and print the registration form. Fill it out and fax it in to Superior Productions at (817) 378-3380 with a signature on it. You can also mail it in to the address provided on the form. Upon receipt of this information Superior will call you with a buyer's number and the bid line phone number that you will use on sale day to place bids over the phone.

CLICK-TO-BID

This is Superior's online bidding program for cattle buying. Please note that high speed internet is required – this is not for dial-up or satellite internet. Registration is free, but you must become a member of www.superiorclicktobid.com to sign up. Becoming a member is easy – just go to the homepage of www.superiorclicktobid.com and follow the out-lined steps to get started. Input your information and select a username and password. You will receive an e-mail confirming you are a member. From that point forward you just have to sign in and select the sale you would like to register for and once approved by the ranch you will receive an e-mail confirming which sale you are now registered for.

VIEWING THE AUCTION

The sale will be broadcast live in Hi-Definition on the internet at both www.superiorlivestock.com and www.superiorclicktobid.com. The video feed on the homepage of www.superiorlivestock.com looks the same as the video feed on TV and can be watched over a smartphone or tablet. Remember you can call in to bid whether watching on the TV or on the internet, but you must be a member of www.superiorclicktobid.com to "click-to-bid".

Bidders who are successful in making purchases via satellite or internet will be contacted by the ranch after the sale to settle payment and make shipping arrangements.

Please Join Us... for our Open House

We would like to invite you to our 15th Annual Customer Appreciation Dinner and Program on Tuesday, January 21.

The Gateway crew invites you to stop by the ranch and preview the bulls in the afternoon. We will all be available to visit and answer any questions you may have.

At 5:00 PM or so, we will meet at the Eagles Club on Main Street for a cocktail hour, followed by supper at 6:00 PM.

Educational program will feature the following:

Marty Ropp, Allied Genetic Resources,

"RightBull - A New Way to Make your Bull Selections"

Dr. Bob Sager, Retired Veterinarian of 40 years, and currently Owner of Medicine Creek Bovine Health Solutions and Consulting,

"Nutrition Affecting Semen and Increasing Semen Quality in Yearling Bulls"

If you could RSVP ahead of time, it would help us planning supper: Call or email Jim Butcher 406-350-0467 or jimbutcher58@gmail.com

FROM THE SALE MANAGER



Welcome to the 2025 Gateway Simmental Annual Production sale. It is once again our pleasure to be working with the Butcher family. Gateway Simmental has long been known as a leader in the Simmental breed as well as the heterosis headquarters for commercial cattle producers. The program is committed to its customers and every decision is based on making better cattle for the long-term success of the producers that utilize these genetics. As you look through this sale catalog you will see every bull in the offering has all the data listed you will need to make sound selection decisions for your operation. Gateway Simmental has been a leader in utilizing DNA technology to add further confidence to the data that they have been collecting for years. The Butcher's have been on the ground floor utilizing RightChoice technology to further aid their customers in making the best selection decisions to move their operation forward. Once again you will see the bulls in this offering have the ACE, G+, or ATM logos generated from the RightChoice testing. If you have questions about how to utilize this amazing selection tool, please reach out to anyone at Allied Genetic Resources or Gateway Simmental.



Gateway Simmental is not only committed to making better cattle for their customers, but their customer service is second to none. From bull delivery to feeder calf marketing Gateway Simmental is dedicated to helping their customers at every step of the way. When you buy a bull from this program you get more than just a bull you are buying from a program with all the tools and commitment to help you succeed.

As always, if you have questions about the bulls in this offering or need assistance on sale day please reach out to any one of us on the Allied staff. We will be happy to be of assistance.

Sincerely,
Marty Ropp, Corey Wilkins and Jared Murnin





Lot 1



Lot 2



Lot 3

1 760M BB-PP 5/8 SM 3/8 AN DOB: 2/24/2024 ASA# 4344566

| BW | 10/1 Wt. | Adj. 205 | WW Ratio | Adj. 365 | YW Ratio | Frame | CE Rating |
|----|----------|----------|----------|----------|----------|-------|-----------|
| 89 | 885 | 812 | 124 | 1378 | 117 | 5.9 | ** |

BAR CK PENDLETON 7028 TJ MARLBORO MAN 360A
 GW HIGH BALL 102H GW MISS MARL MAN 728E
 GW MISS GPRD 341Z GW MISS MARSHALL 580C

| | CE | BW | WW | YW | ADG | MCE | MILK | MWW | STAY | DOC | YG | MARB | BF | REA | API | TI |
|------|----|------|----|-----|------|-----|------|-----|------|-----|-------|------|-------|------|-----|-----|
| EPDs | 13 | -0.7 | 97 | 155 | 0.36 | 8 | 24 | 72 | 15 | 12 | -0.04 | 0.89 | 0.004 | 0.80 | 172 | 106 |
| Rank | 50 | 35 | 3 | 3 | 10 | 30 | | 10 | 50 | | | 3 | | 30 | 5 | 1 |

DAM INFO Age 7 Weight 1575 Calving Interval 369 BWR 102 WWR 113 YWR 108

⚔GGP

- Lot 1 is a powerful bull that is very complete in his makeup and on paper. He is from a very productive, proven cow that doesn't miss.



2 618M BB-PP 5/8 SM 9/32 AN 3/32 AR DOB: 2/19/2024 ASA# 4344534

| BW | 10/1 Wt. | Adj. 205 | WW Ratio | Adj. 365 | YW Ratio | Frame | CE Rating |
|----|----------|----------|----------|----------|----------|-------|-----------|
| 87 | 795 | 717 | 110 | 1372 | 116 | 5.8 | ** |

BAR CK PENDLETON 7028 GW SPARKY 369E
 GW HIGH BALL 102H GW MISS SPARKY 926G
 GW MISS GPRD 341Z GW MISS BEACON 799E

| | CE | BW | WW | YW | ADG | MCE | MILK | MWW | STAY | DOC | YG | MARB | BF | REA | API | TI |
|------|----|-----|-----|-----|------|-----|------|-----|------|-----|-------|------|--------|------|-----|-----|
| EPDs | 15 | 0.2 | 100 | 158 | 0.36 | 10 | 22 | 72 | 17 | 10 | -0.19 | 0.57 | -0.036 | 0.93 | 162 | 100 |
| Rank | 30 | | 2 | 2 | 10 | 15 | | 10 | 25 | | | 25 | | 15 | 15 | 3 |

DAM INFO Age 5 Weight 1345 Calving Interval 366 BWR 101 WWR 108 YWR 105

⚔GGP

- Lot 2 is overwhelming in terms of thickness, capacity and density in a moderate package. The High Ball, Sparky combination is working very well in our program.



3 743M BB-PP 5/8 SM 3/8 AN DOB: 2/24/2024 ASA# 4344560

| BW | 10/1 Wt. | Adj. 205 | WW Ratio | Adj. 365 | YW Ratio | Frame | CE Rating |
|----|----------|----------|----------|----------|----------|-------|-----------|
| 87 | 780 | 712 | 109 | 1358 | 115 | 5.7 | * |

BAR CK PENDLETON 7028 GW MOVIN ON 183C
 GW HIGH BALL 102H GW MISS MOVIN ON 790E
 GW MISS GPRD 341Z GW MISS ALUMNI 598B

| | CE | BW | WW | YW | ADG | MCE | MILK | MWW | STAY | DOC | YG | MARB | BF | REA | API | TI |
|------|----|------|----|-----|------|-----|------|-----|------|-----|-------|------|--------|------|-----|----|
| EPDs | 12 | -0.5 | 91 | 146 | 0.35 | 8 | 20 | 66 | 15 | 13 | -0.17 | 0.74 | -0.033 | 0.89 | 161 | 99 |
| Rank | 40 | 10 | 10 | 10 | 10 | 40 | | 35 | 50 | 45 | | 10 | | 20 | 15 | 4 |

DAM INFO Age 7 Weight 1470 Calving Interval 452 BWR 101 WWR 105 YWR 104

⚔GGP

- Lot 3 is as close to physically perfect in my eye as you can make a bull. He is the kind that will complement a massive number of cows.





Lot 4



Lot 5



Lot 6

4 898M BB-PP 5/8 SM 1/4 AR 1/8 AN DOB: 2/29/2024 ASA# 4344262

| BW | 10/1 Wt. | Adj. 205 | WW Ratio | Adj. 365 | YW Ratio | Frame | CE Rating |
|----|----------|----------|----------|----------|----------|-------|-----------|
| 74 | 720 | 702 | 108 | 1364 | 119 | 5.8 | ** |

BIEBER CL ATOMIC C218
GW WARHEAD 210J
GW MISS BEACON 462G

BAR CK PENDLETON 7028
GW MISS PENDLETON 303J
GW MISS CARRY ON 850C

| CE | BW | WW | YW | ADG | MCE | MILK | MWW | STAY | DOC | YG | MARB | BF | REA | API | TI |
|------|------|----|-----|------|-----|------|-----|------|-----|------|------|-------|------|-----|-----|
| 15 | -0.8 | 96 | 165 | 0.43 | 9 | 29 | 77 | 14 | 16 | 0.00 | 0.67 | 0.004 | 0.65 | 163 | 102 |
| Rank | 20 | 35 | 3 | 1 | 1 | 20 | 20 | 4 | 20 | | 15 | | | 10 | 2 |

DAM INFO Age 3 Weight 1465 Calving Interval 383 BWR 93 WWR 103 YWR 110

✂GGP

- In our opinion, Lot 4 is a special bull because of his off the main-stream pedigree, his unbelievable phenotype, length, soundness, and style. Look at the spread from birth to yearling.



5 732M BB-PP 5/8 SM 9/32 AN 3/32 AR DOB: 2/23/2024 ASA# 4344483

| BW | 10/1 Wt. | Adj. 205 | WW Ratio | Adj. 365 | YW Ratio | Frame | CE Rating |
|----|----------|----------|----------|----------|----------|-------|-----------|
| 75 | 760 | 695 | 106 | 1250 | 106 | 5.4 | **** |

BRIDLE BIT ECLIPSE E744
HOOK'S GALILEO 210G
HOOK'S EVITA 18E

GW SPARKY 369E
GW MISS SPARKY 759G
GW MISS GRADUATE 503C

| CE | BW | WW | YW | ADG | MCE | MILK | MWW | STAY | DOC | YG | MARB | BF | REA | API | TI |
|------|------|----|-----|------|-----|------|-----|------|-----|-------|------|--------|------|-----|-----|
| 18 | -3.0 | 86 | 134 | 0.30 | 11 | 33 | 76 | 19 | 17 | -0.24 | 0.83 | -0.043 | 0.86 | 184 | 104 |
| Rank | 5 | 10 | 20 | 20 | 30 | 4 | 3 | 4 | 10 | 10 | 45 | 5 | 45 | 25 | 2 |

DAM INFO Age 5 Weight 1345 Calving Interval 363 BWR 99 WWR 104 YWR 104

✂GGP

- Lot 5 is a moderate, complete Galileo son from a very good cow with off the chart EPDs. Galileo is a genetic monster that mates very well on our more moderate cows.



6 561M BB-PP 5/8 SM 3/8 AN DOB: 2/17/2024 ASA# 4344746

| BW | 10/1 Wt. | Adj. 205 | WW Ratio | Adj. 365 | YW Ratio | Frame | CE Rating |
|----|----------|----------|----------|----------|----------|-------|-----------|
| 82 | 745 | 682 | 104 | 1267 | 107 | 5.1 | **** |

GW TRIPLE CROWN 018C
GW TRIPLE DOUBLE 276K
GW MISS DUE NORTH 323H

GW BREAKTHRU 045C
GW MISS BREAKTHRU 265H
GW MISS DBL VISION 682B

| CE | BW | WW | YW | ADG | MCE | MILK | MWW | STAY | DOC | YG | MARB | BF | REA | API | TI |
|------|------|----|-----|------|-----|------|-----|------|-----|-------|------|--------|------|-----|----|
| 15 | -2.0 | 76 | 119 | 0.27 | 8 | 22 | 60 | 14 | 17 | -0.04 | 1.00 | -0.002 | 0.53 | 172 | 98 |
| Rank | 30 | 20 | 50 | 50 | 30 | | | | 10 | | 2 | | | 5 | 5 |

DAM INFO Age 4 Weight 1235 Calving Interval 356 BWR 100 WWR 103 YWR 105

✂GGP

- Lot 6 is absolutely the definition dimension expander. He is an ACE for calving ease and should transform flatter cattle without enough to them.





Lot 7

7 534M BB-PP 5/8 SM 11/32 AN 1/32 AR DOB: 2/16/2024 ASA# 4344658

| BW | 10/1 Wt. | Adj. 205 | WW Ratio | Adj. 365 | YW Ratio | Frame | CE Rating |
|----|----------|----------|----------|----------|----------|-------|-----------|
| 84 | 860 | 764 | 117 | 1439 | 122 | 5.9 | ** |

GW SPARKY 369E GW BALANCE 222D
 GW JAILBREAK 555J GW MISS BALANCE 968F
 GW MISS GPRD 038W GW MISS DUALGAMBLER 559C

| | CE | BW | WW | YW | ADG | MCE | MILK | MWW | STAY | DOC | YG | MARB | BF | REA | API | TI |
|------|----|-----|-----|-----|------|-----|------|-----|------|-----|-------|------|--------|------|-----|----|
| EPDs | 13 | 0.2 | 100 | 162 | 0.39 | 7 | 29 | 80 | 17 | 20 | -0.12 | 0.42 | -0.038 | 0.71 | 152 | 97 |
| Rank | 50 | | 2 | 2 | 2 | 50 | 15 | 2 | 25 | 2 | | 45 | | 45 | 25 | 10 |

DAM INFO Age 6 Weight 1615 Calving Interval 365 BWR 99 WWR 106 YWR 110

GGP

- Lot 7 is a powerhouse in a gentle, attractive package.



Lot 8



Lot 9

8 835M BB-PP 5/8 SM 3/8 AN DOB: 2/26/2024 ASA# 4344657

| BW | 10/1 Wt. | Adj. 205 | WW Ratio | Adj. 365 | YW Ratio | Frame | CE Rating |
|----|----------|----------|----------|----------|----------|-------|-----------|
| 89 | 795 | 739 | 113 | 1324 | 112 | 5.5 | * |

GW SPARKY 369E GW JACKPOT 027C
 GW JAILBREAK 555J GW MISS JACKPOT 351G
 GW MISS GPRD 038W GW MISS PREDESTINED 664U

| | CE | BW | WW | YW | ADG | MCE | MILK | MWW | STAY | DOC | YG | MARB | BF | REA | API | TI |
|------|----|-----|-----|-----|------|-----|------|-----|------|-----|-------|------|--------|------|-----|-----|
| EPDs | 15 | 0.8 | 100 | 168 | 0.43 | 8 | 31 | 81 | 17 | 20 | -0.20 | 0.59 | -0.058 | 0.81 | 164 | 102 |
| Rank | 30 | | 2 | 1 | 1 | 40 | 10 | 1 | 25 | 2 | | 20 | | 30 | 30 | 10 |

DAM INFO Age 5 Weight 1430 Calving Interval 368 BWR 105 WWR 106 YWR 105

GGP

- If you are wanting to add flank depth, explosive growth, and angle to structure in an easy doing package look at Lot 8.



9 608M HB-PP 3/4 SM 7/32 AN 1/32 CS DOB: 2/19/2024 ASA# 4344699

| BW | 10/1 Wt. | Adj. 205 | WW Ratio | Adj. 365 | YW Ratio | Frame | CE Rating |
|----|----------|----------|----------|----------|----------|-------|-----------|
| 78 | 795 | 714 | 109 | 1290 | 109 | 5.8 | *** |

HOOK'S EAGLE 6E TJ MARLBORO MAN 360A
 IR/JLN BOOMER J425 GW MISS MARL MAN 755E
 KBHR IR/JLN ASTORIA G119 GW MISS PREDOMINATE 566C

| | CE | BW | WW | YW | ADG | MCE | MILK | MWW | STAY | DOC | YG | MARB | BF | REA | API | TI |
|------|----|------|----|-----|------|-----|------|-----|------|-----|-------|------|--------|------|-----|----|
| EPDs | 19 | -1.6 | 87 | 142 | 0.35 | 11 | 29 | 72 | 15 | 15 | -0.20 | 0.63 | -0.003 | 1.05 | 164 | 97 |
| Rank | 4 | | 25 | 15 | 10 | 10 | 10 | 20 | 15 | | 25 | | 15 | | 10 | 10 |

DAM INFO Age 7 Weight 1735 Calving Interval 457 BWR 96 WWR 105 YWR 104

GGP

- Lot 9 is a 3/4 son of Boomer who looks like a rock star in the pure-bred Simmental gene pool. This Boomer son has great structure, is long and impressive.





Lot 10



Lot 11



Lot 12

10 503M BB-PP 5/8 SM 3/8 AN DOB: 2/15/2024 ASA# 4340967

| BW | 10/1 Wt. | Adj. 205 | WW Ratio | Adj. 365 | YW Ratio | Frame | CE Rating |
|----|----------|----------|----------|----------|----------|-------|-----------|
| 75 | 740 | 726 | 112 | 1258 | 110 | 5.1 | *** |

BAR CK PENDLETON 7028
GW HIGH BALL 102H
GW MISS GPRD 341Z

GW HOLLOW POINT 463H
GW MISS HOLLOW POINT 665K
GW MISS BREAKOUT 118E

| CE | BW | WW | YW | ADG | MCE | MILK | MWW | STAY | DOC | YG | MARB | BF | REA | API | TI |
|------|------|----|-----|------|-----|------|-----|------|-----|-------|------|--------|------|-----|-----|
| 16 | -3.1 | 84 | 133 | 0.30 | 11 | 24 | 66 | 18 | 12 | -0.12 | 0.99 | -0.013 | 0.58 | 188 | 105 |
| Rank | 15 | 10 | 25 | 30 | 10 | 50 | 35 | 15 | | | 2 | | | 1 | 1 |

DAM INFO Age 2 Weight 1145 Calving Interval BWR 98 WWR 112 YWR 110

GGP

- Lot 10 is the ultimate cow making bull that is not overwhelming in any way, but very good anyway you look at him both physically and on paper.



11 480M BB-PP 5/8 SM 1/4 AN 1/8 AR DOB: 2/13/2024 ASA# 4340949

| BW | 10/1 Wt. | Adj. 205 | WW Ratio | Adj. 365 | YW Ratio | Frame | CE Rating |
|----|----------|----------|----------|----------|----------|-------|-----------|
| 75 | 690 | 671 | 103 | 1321 | 115 | 5.4 | *** |

BAR CK PENDLETON 7028
GW HIGH BALL 102H
GW MISS GPRD 341Z

GIBBS 7019E BRONCO
GW MISS BRONCO 569K
GW MISS ADVANTAGE 408G

| CE | BW | WW | YW | ADG | MCE | MILK | MWW | STAY | DOC | YG | MARB | BF | REA | API | TI |
|------|------|----|-----|------|-----|------|-----|------|-----|-------|------|--------|------|-----|-----|
| 15 | -1.5 | 89 | 143 | 0.34 | 11 | 20 | 65 | 20 | 14 | -0.17 | 0.86 | -0.047 | 0.88 | 183 | 103 |
| Rank | 20 | 25 | 15 | 10 | 10 | 10 | 40 | 10 | 30 | | 4 | 45 | 20 | 2 | 2 |

DAM INFO Age 2 Weight 980 Calving Interval BWR 98 WWR 103 YWR 115

GGP

- We would describe Lot 11 the same as Lot 10 with a little more muscle expression.



12 405M BB-PP 5/8 SM 3/8 AN DOB: 2/6/2024 ASA# 4341006

| BW | 10/1 Wt. | Adj. 205 | WW Ratio | Adj. 365 | YW Ratio | Frame | CE Rating |
|----|----------|----------|----------|----------|----------|-------|-----------|
| 77 | 720 | 686 | 105 | 1198 | 104 | 4.7 | **** |

BAR CK PENDLETON 7028
GW HIGH BALL 102H
GW MISS GPRD 341Z

GW HOLLOW POINT 463H
GW MISS HOLLOW POINT 850K
GW MISS MARL MAN 922G

| CE | BW | WW | YW | ADG | MCE | MILK | MWW | STAY | DOC | YG | MARB | BF | REA | API | TI |
|------|------|----|-----|------|-----|------|-----|------|-----|------|------|-------|------|-----|----|
| 18 | -4.3 | 73 | 119 | 0.29 | 12 | 22 | 59 | 20 | 13 | 0.01 | 0.91 | 0.021 | 0.55 | 188 | 97 |
| Rank | 5 | 4 | 50 | 35 | 2 | | 4 | 45 | | | 3 | | | 1 | 5 |

DAM INFO Age 2 Weight 1160 Calving Interval BWR 100 WWR 105 YWR 104

GGP

- If you are wanting to drive maternal traits in the right direction, Lot 12 fits the bill. Top 5% for CE, BW, MCE, STAY and Marbling.





Lot 13

13 951M BB-PP 5/8 SM 5/16 AN 1/16 AR DOB: 3/3/2024 ASA# 4344317

| BW | 10/1 Wt. | Adj. 205 | WW Ratio | Adj. 365 | YW Ratio | Frame | CE Rating |
|----|----------|----------|----------|----------|----------|-------|-----------|
| 65 | 730 | 722 | 111 | 1265 | 110 | 5.8 | *** |

GW PREMIUM BEEF 021TS GW SPARKY 369E
 GW BREAKTHRU 045C GW MISS SPARKY 327J
 GW MISS GPRD 038W GW MISS QUANTUM LEAP 484G

| | CE | BW | WW | YW | ADG | MCE | MILK | MWW | STAY | DOC | YG | MARB | BF | REA | API | TI |
|------|----|------|----|-----|------|-----|------|-----|------|-----|------|------|--------|------|-----|-----|
| EPDs | 18 | -3.6 | 82 | 132 | 0.31 | 11 | 30 | 71 | 18 | 18 | 0.02 | 0.93 | -0.001 | 0.41 | 185 | 103 |
| Rank | 10 | 10 | 30 | 25 | 25 | 10 | 15 | 15 | 20 | 4 | | 3 | | | 2 | 2 |

DAM INFO Age 3 Weight 1345 Calving Interval 381 BWR 93 WWR 112 YWR 108

⚡GGP

- Lot 13 maybe the best GW Breakthru bull we have ever offered. Great figures, great rib shape, great disposition.



Lot 14

14 067M BB-PP 5/8 SM 1/4 AR 1/8 AN DOB: 3/8/2024 ASA# 4344444

| BW | 10/1 Wt. | Adj. 205 | WW Ratio | Adj. 365 | YW Ratio | Frame | CE Rating |
|----|----------|----------|----------|----------|----------|-------|-----------|
| 84 | 700 | 686 | 105 | 1229 | 104 | 5.3 | *** |

VGW DIRECT DRIVE 512 TFS DUE NORTH 2659Z
 GW DEADWOOD 079G GW MISS DUE NORTH 054H
 GW MISS END ZONE 708D GW MISS MARSHALL 103E

| | CE | BW | WW | YW | ADG | MCE | MILK | MWW | STAY | DOC | YG | MARB | BF | REA | API | TI |
|------|----|------|----|-----|------|-----|------|-----|------|-----|-------|------|--------|------|-----|-----|
| EPDs | 15 | -1.3 | 73 | 117 | 0.27 | 7 | 27 | 63 | 17 | 18 | -0.11 | 1.13 | -0.010 | 0.45 | 183 | 100 |
| Rank | 30 | 30 | 50 | 50 | 45 | 30 | 45 | 30 | 10 | | | 1 | | | 2 | 3 |

DAM INFO Age 4 Weight 1350 Calving Interval 372 BWR 106 WWR 110 YWR 108

⚡GGP

- Lot 14 is out cross to many of our pedigrees and offers a maternal package with breed leading marbling that is also homozygous black



15 910M HB-PP 5/8 SM 1/4 AR 1/8 AN DOB: 2/29/2024 ASA# 4344458

| BW | 10/1 Wt. | Adj. 205 | WW Ratio | Adj. 365 | YW Ratio | Frame | CE Rating |
|----|----------|----------|----------|----------|----------|-------|-----------|
| 98 | 770 | 716 | 109 | 1300 | 110 | 6.2 | ** |

VGW DIRECT DRIVE 512 GW JACKPOT 027C
 GW DEADWOOD 079G GW MISS JACKPOT 800F
 GW MISS END ZONE 708D GW MISS SPARTAN 717D

| | CE | BW | WW | YW | ADG | MCE | MILK | MWW | STAY | DOC | YG | MARB | BF | REA | API | TI |
|------|----|------|----|-----|------|-----|------|-----|------|-----|-------|------|--------|------|-----|----|
| EPDs | 13 | -0.2 | 79 | 130 | 0.31 | 7 | 29 | 69 | 16 | 17 | -0.02 | 1.01 | -0.011 | 0.34 | 173 | 99 |
| Rank | 45 | 45 | 40 | 30 | 25 | | 15 | 20 | 40 | 10 | | 2 | | | 4 | 4 |

DAM INFO Age 6 Weight 1410 Calving Interval 370 BWR 101 WWR 106 YWR 104

⚡GGP

- One of the real good looking bulls in the sale from the grand-mother to GW Medicine Man, our 23' high seller.





Lot 16



Lot 16 at the side of his dam.



Lot 17



Lot 18

16 160M R-PP 5/8 SM 1/4 AN 1/8 AR DOB: 3/16/2024 ASA# 4340924

| BW | 10/1 Wt. | Adj. 205 | WW Ratio | Adj. 365 | YW Ratio | Frame | CE Rating |
|----|----------|----------|----------|----------|----------|-------|-----------|
| 82 | 615 | 672 | 103 | 1213 | 106 | 5.1 | *** |

GW TRIPLE CROWN 018C
GW THREE PEAT 331K
GW MISS BREAKTHRU 099H

GW DEADWOOD 079G
GW MISS DEADWOOD 452K
GW MISS DUE NORTH 837E

| CE | BW | WW | YW | ADG | MCE | MILK | MWW | STAY | DOC | YG | MARB | BF | REA | API | TI |
|------|------|----|-----|------|-----|------|-----|------|-----|-------|------|--------|------|-----|----|
| 15 | -1.1 | 79 | 127 | 0.30 | 8 | 22 | 61 | 15 | 19 | -0.12 | 0.93 | -0.035 | 0.46 | 170 | 98 |
| Rank | 30 | 30 | 40 | 30 | 30 | | | 50 | 3 | | 3 | | | 10 | 5 |

DAM INFO Age 2 Weight Calving Interval BWR 105 WWR 103 YWR 106

⚔GGP

- Although Lot 16 is a younger calf out of a two year old heifer, he represents a real opportunity for a breeder wanting to expand the genetic base of red Sim-Angus cattle. TFS Due North, Hooks Beacon Triple Crown and GW Breakthru have made a significant impact on our black cattle. 160M has very good figures, and is sound as they come.



17 215M R-PP 5/8 SM 1/4 AN 1/8 AR DOB: 3/25/2024 ASA# 4344781

| BW | 10/1 Wt. | Adj. 205 | WW Ratio | Adj. 365 | YW Ratio | Frame | CE Rating |
|----|----------|----------|----------|----------|----------|-------|-----------|
| 89 | 690 | 724 | 111 | 1299 | 108 | 6.2 | ** |

GW TRIPLE CROWN 018C
GW THREE PEAT 331K
GW MISS BREAKTHRU 099H

GW RED ROCK 648F
GW MISS RED ROCK 436H
GW MISS CARRY ON 661B

| CE | BW | WW | YW | ADG | MCE | MILK | MWW | STAY | DOC | YG | MARB | BF | REA | API | TI |
|------|------|----|-----|------|-----|------|-----|------|-----|-------|------|--------|------|-----|----|
| 14 | -0.1 | 85 | 134 | 0.31 | 8 | 22 | 65 | 16 | 17 | -0.06 | 0.80 | -0.015 | 0.52 | 164 | 96 |
| Rank | 40 | 50 | 20 | 20 | 25 | 40 | | 40 | 35 | 10 | 10 | | | 10 | 10 |

DAM INFO Age 4 Weight 1185 Calving Interval 382 BWR 100 WWR 101 YWR 95

⚔GGP

- Lot 17 is a red Three Peat son with explosive growth, more frame with outcross potential for most red breeders. You are probably tired of me harping on adding diversity, but we think it is very important.



18 151M R-PP 5/8 SM 11/32 AR 1/32 AN DOB: 3/15/2024 ASA# 4344457

| BW | 10/1 Wt. | Adj. 205 | WW Ratio | Adj. 365 | YW Ratio | Frame | CE Rating |
|----|----------|----------|----------|----------|----------|-------|-----------|
| 88 | 755 | 744 | 114 | 1188 | 101 | 5.6 | ** |

VGW DIRECT DRIVE 512
GW DEADWOOD 079G
GW MISS END ZONE 708D

GW MOVIN ON 183C
GW MISS MOVIN ON 960F
GW MISS RED COAT 577U

| CE | BW | WW | YW | ADG | MCE | MILK | MWW | STAY | DOC | YG | MARB | BF | REA | API | TI |
|------|-----|----|-----|------|-----|------|-----|------|-----|-------|------|--------|------|-----|----|
| 15 | 0.3 | 77 | 120 | 0.27 | 8 | 27 | 65 | 17 | 16 | -0.05 | 0.78 | -0.008 | 0.42 | 161 | 91 |
| Rank | 30 | 50 | 45 | 50 | 40 | 30 | 35 | 30 | 20 | 10 | 10 | | | 15 | 20 |

DAM INFO Age 6 Weight 1450 Calving Interval 365 BWR 101 WWR 104 YWR 101

⚔GGP

- Lot 18 is a beautiful red Deadwood son that is correct, deep bodied and structural sound.





Lot 19

19 436M BB-PP 5/8 SM 3/8 AN DOB: 2/11/2024 ASA# 4340881

| BW | 10/1 Wt. | Adj. 205 | WW Ratio | Adj. 365 | YW Ratio | Frame | CE Rating |
|----|----------|----------|----------|----------|----------|-------|-----------|
| 81 | 680 | 659 | 101 | 1270 | 111 | 5.2 | **** |

GIBBS 9114G ESSENTIAL
JC MR MOST WANTED 682K
JC AY MS FORCE 682D

GW BREAKTHRU 045C
GW MISS BREAKTHRU 303K
GW MISS BRONCO 633H

| | CE | BW | WW | YW | ADG | MCE | MILK | MWW | STAY | DOC | YG | MARB | BF | REA | API | TI |
|------|----|------|----|-----|------|-----|------|-----|------|-----|-------|------|-------|------|-----|----|
| EPDs | 17 | -3.6 | 80 | 136 | 0.35 | 10 | 26 | 66 | 20 | 18 | -0.01 | 0.74 | 0.001 | 0.53 | 179 | 97 |
| Rank | 10 | 10 | 35 | 20 | 10 | 10 | 35 | 35 | 10 | 4 | | 10 | | | 3 | 5 |

DAM INFO Age 2 Weight 1155 Calving Interval BWR 105 WWR 101 YWR 111

⚡GGP

- Might be the best structured bull in the sale, long strided with length of body to go with it



Lot 20



Lot 21

20 697M BB-PP 5/8 SM 3/8 AN DOB: 2/22/2024 ASA# 4341017

| BW | 10/1 Wt. | Adj. 205 | WW Ratio | Adj. 365 | YW Ratio | Frame | CE Rating |
|----|----------|----------|----------|----------|----------|-------|-----------|
| 77 | 670 | 679 | 104 | 1250 | 109 | 4.9 | **** |

GIBBS 9114G ESSENTIAL
JC MR MOST WANTED 682K
JC AY MS FORCE 682D

SOUTHERN FORTUNE TELLER
GW MISS FORTUNE TELLER 983K
GW MISS BALANCE 717E

| | CE | BW | WW | YW | ADG | MCE | MILK | MWW | STAY | DOC | YG | MARB | BF | REA | API | TI |
|------|----|------|----|-----|------|-----|------|-----|------|-----|-------|------|--------|------|-----|----|
| EPDs | 17 | -2.8 | 78 | 125 | 0.29 | 8 | 25 | 65 | 20 | 15 | -0.16 | 0.53 | -0.011 | 0.88 | 163 | 90 |
| Rank | 15 | 15 | 45 | 35 | 35 | 40 | 40 | 35 | 10 | 20 | | 25 | | 20 | 10 | 20 |

DAM INFO Age 2 Weight 1105 Calving Interval BWR 100 WWR 104 YWR 109

⚡GGP

- Rings the bell in terms of what a top end heifer bull should be
- Different pedigree to our popular heifer bull lines



21 407M BB-PP 5/8 SM 11/32 AN 1/32 AR DOB: 2/7/2024 ASA# 4340945

| BW | 10/1 Wt. | Adj. 205 | WW Ratio | Adj. 365 | YW Ratio | Frame | CE Rating |
|----|----------|----------|----------|----------|----------|-------|-----------|
| 68 | 680 | 651 | 100 | 1152 | 100 | 4.4 | **** |

GW SPARKY 369E
GW JAILBREAK 555J
GW MISS GPRD 038W

SOUTHERN FORTUNE TELLER
GW MISS FORTUNE TELLER 553K
GW MISS GRADUATE 513C

| | CE | BW | WW | YW | ADG | MCE | MILK | MWW | STAY | DOC | YG | MARB | BF | REA | API | TI |
|------|----|------|----|-----|------|-----|------|-----|------|-----|-------|------|--------|------|-----|----|
| EPDs | 16 | -4.1 | 82 | 134 | 0.33 | 8 | 28 | 69 | 18 | 16 | -0.11 | 0.59 | -0.026 | 0.53 | 166 | 95 |
| Rank | 15 | 4 | 30 | 20 | 15 | 35 | 20 | 20 | 20 | 15 | | 20 | | | 10 | 10 |

DAM INFO Age 2 Weight 995 Calving Interval BWR 89 WWR 100 YWR 100

⚡GGP

- One that is made to make cows
- Extra length without giving up any body in a moderate package





Lot 22

22 731M HB-PP 5/8 SM 3/8 AN DOB: 2/23/2024 ASA# 4344787

| BW | 10/1 Wt. | Adj. 205 | WW Ratio | Adj. 365 | YW Ratio | Frame | CE Rating |
|----|----------|----------|----------|----------|----------|-------|-----------|
| 91 | 760 | 706 | 108 | 1330 | 113 | 5.9 | ** |

GW TRIPLE CROWN 018C
GW THREE PEAT 331K
GW MISS BREAKTHRU 099H

GW SPARKY 369E
GW MISS SPARKY 153H
GW MISS PLAYBOOK 939F

| | CE | BW | WW | YW | ADG | MCE | MILK | MWW | STAY | DOC | YG | MARB | BF | REA | API | TI |
|------|----|------|----|-----|------|-----|------|-----|------|-----|-------|------|--------|------|-----|----|
| EPDs | 16 | -0.5 | 83 | 140 | 0.36 | 10 | 25 | 67 | 17 | 18 | -0.21 | 0.79 | -0.051 | 0.65 | 171 | 98 |
| Rank | 15 | 40 | 25 | 15 | 10 | 15 | 40 | 30 | 30 | 4 | | 10 | 30 | | 5 | 5 |

DAM INFO Age 4 Weight 1245 Calving Interval 359 BWR 106 WWR 108 YWR 109

GGP

- Simply lacking nothing, a little steeper angles in his joints to give him a little more heel than others



Lot 23



Lot 24

23 102M BB-PP 5/8 SM 3/8 AN DOB: 3/10/2024 ASA# 4344785

| BW | 10/1 Wt. | Adj. 205 | WW Ratio | Adj. 365 | YW Ratio | Frame | CE Rating |
|----|----------|----------|----------|----------|----------|-------|-----------|
| 85 | 705 | 703 | 107 | 1248 | 106 | 5.5 | *** |

GW TRIPLE CROWN 018C
GW THREE PEAT 331K
GW MISS BREAKTHRU 099H

TFS DUE NORTH 2659Z
GW MISS DUE NORTH 649H
GW MISS PREDOMINATE 257F

| | CE | BW | WW | YW | ADG | MCE | MILK | MWW | STAY | DOC | YG | MARB | BF | REA | API | TI |
|------|----|------|----|-----|------|-----|------|-----|------|-----|-------|------|--------|------|-----|----|
| EPDs | 15 | -0.8 | 86 | 137 | 0.32 | 9 | 21 | 64 | 18 | 19 | -0.10 | 0.74 | -0.008 | 0.61 | 168 | 97 |
| Rank | 20 | 35 | 20 | 20 | 20 | 20 | | 40 | 20 | 3 | | 10 | | 10 | 10 | |

DAM INFO Age 4 Weight 1190 Calving Interval 377 BWR 103 WWR 105 YWR 103

GGP

- Wide topped and big middled, just a bull you enjoy looking at
- Another Three Peat that doesn't leave you wanting more



24 565M HB-PP 5/8 SM 3/16 AN 3/16 AR DOB: 2/17/2024 ASA# 4340926

| BW | 10/1 Wt. | Adj. 205 | WW Ratio | Adj. 365 | YW Ratio | Frame | CE Rating |
|----|----------|----------|----------|----------|----------|-------|-----------|
| 72 | 680 | 666 | 102 | 1236 | 108 | 5.6 | **** |

J BAR J NIGHTRIDE 225Z
GW TRIPLE CROWN 018C
GW MISS GPRD 359A

GW DEADWOOD 079G
GW MISS DEADWOOD 454K
GW MISS REDESTINED 349A

| | CE | BW | WW | YW | ADG | MCE | MILK | MWW | STAY | DOC | YG | MARB | BF | REA | API | TI |
|------|----|------|----|-----|------|-----|------|-----|------|-----|-------|------|--------|------|-----|-----|
| EPDs | 18 | -3.4 | 84 | 140 | 0.34 | 11 | 19 | 61 | 18 | 15 | -0.14 | 0.87 | -0.017 | 0.86 | 185 | 103 |
| Rank | 5 | 10 | 25 | 15 | 10 | 10 | | | 20 | 20 | | 4 | | 25 | 2 | 2 |

DAM INFO Age 2 Weight 1060 Calving Interval BWR 94 WWR 102 YWR 108

GGP

- Triple Crown gets it done with this one
- A little more shape in the hind quarter than most Triple Crowns





Lot 25

25 970M BB-PP 5/8 SM 3/8 AN DOB: 3/3/2024 ASA# 4344815

| BW | 10/1 Wt. | Adj. 205 | WW Ratio | Adj. 365 | YW Ratio | Frame | CE Rating |
|----|----------|----------|----------|----------|----------|-------|-----------|
| 87 | 730 | 699 | 107 | 1167 | 99 | 5.3 | ** |

LEACHMAN PROPHET J030Z
SOUTHERN FORTUNE TELLER
GW MISS PREM BEEF 246Z

GW PREDESTINED 701T
GW MISS GPRD 507B
GW MISS PREM BEEF 472Z

| | CE | BW | WW | YW | ADG | MCE | MILK | MWW | STAY | DOC | YG | MARB | BF | REA | API | TI |
|------|----|------|----|-----|------|-----|------|-----|------|-----|-------|------|--------|------|-----|----|
| EPDs | 15 | -0.7 | 85 | 135 | 0.31 | 8 | 27 | 69 | 17 | 17 | -0.10 | 0.83 | -0.021 | 0.60 | 171 | 98 |
| Rank | 25 | 35 | 20 | 20 | 25 | 40 | 30 | 20 | 30 | 10 | | 5 | | | 5 | 4 |

DAM INFO Age 10 Weight 1515 Calving Interval 367 BWR 101 WWR 104 YWR 102

⚡GGP

- Big middled and sound Fortune Teller son that we have come to expect
- Dam is an easy fleshing ideal 10 year old cow



Lot 26



Lot 27

26 806M HB-PP 1/2 SM 1/2 AN DOB: 2/26/2024 ASA# 4344417

| BW | 10/1 Wt. | Adj. 205 | WW Ratio | Adj. 365 | YW Ratio | Frame | CE Rating |
|----|----------|----------|----------|----------|----------|-------|-----------|
| 78 | 720 | 665 | 102 | 1292 | 110 | 5.7 | **** |

LEACHMAN PROPHET J030Z
SOUTHERN FORTUNE TELLER
GW MISS PREM BEEF 246Z

MF DUAL GAMBLER 57X
GW MISS DL GAMBLER 783D
GW MISS GPRD 223X

| | CE | BW | WW | YW | ADG | MCE | MILK | MWW | STAY | DOC | YG | MARB | BF | REA | API | TI |
|------|----|------|----|-----|------|-----|------|-----|------|-----|-------|------|--------|------|-----|----|
| EPDs | 18 | -1.5 | 83 | 133 | 0.31 | 9 | 25 | 66 | 14 | 18 | -0.14 | 0.71 | -0.032 | 0.78 | 162 | 96 |
| Rank | 10 | 25 | 30 | 25 | 25 | 25 | 40 | 30 | | 10 | | 10 | | 35 | 15 | 10 |

DAM INFO Age 8 Weight 1480 Calving Interval 367 BWR 98 WWR 102 YWR 100

⚡GGP

- Another faultless Fortune Teller with an ideal topline and back hip that shows his correctness in terms of structure



27 694M BB-PP PB SM DOB: 2/22/2024 ASA# 4344602

| BW | 10/1 Wt. | Adj. 205 | WW Ratio | Adj. 365 | YW Ratio | Frame | CE Rating |
|----|----------|----------|----------|----------|----------|-------|-----------|
| 81 | 740 | 679 | 104 | 1197 | 102 | 6.9 | *** |

GIBBS 7382E BROAD RANGE
GIBBS 9114G ESSENTIAL
GIBBS 7153E STAR 3136A

CCR COWBOY CUT 5048Z
GW MISS COWBOY CUT 780E
GW MISS GPRD 001W

| | CE | BW | WW | YW | ADG | MCE | MILK | MWW | STAY | DOC | YG | MARB | BF | REA | API | TI |
|------|----|------|----|-----|------|-----|------|-----|------|-----|-------|------|--------|------|-----|----|
| EPDs | 15 | -2.4 | 85 | 136 | 0.32 | 9 | 30 | 72 | 21 | 16 | -0.21 | 0.47 | -0.027 | 0.87 | 176 | 97 |
| Rank | 10 | 4 | 25 | 15 | 10 | 10 | 10 | 15 | 3 | 10 | | 15 | | 50 | 3 | 10 |

DAM INFO Age 7 Weight 1340 Calving Interval 365 BWR 97 WWR 101 YWR 102

⚡GGP

- Bigger framed purebred bull that is made to add power to an English based cowherd without giving up any maternal value





Lot 28

28 115M BB-PP PB SM DOB: 3/10/2024 ASA# 4344701

| BW | 10/1 Wt. | Adj. 205 | WW Ratio | Adj. 365 | YW Ratio | Frame | CE Rating |
|----|----------|----------|----------|----------|----------|-------|-----------|
| 92 | 675 | 677 | 103 | 1262 | 107 | 5.5 | *** |

GIBBS 9114G ESSENTIAL
JC MR MOST WANTED 682K
JC AY MS FORCE 682D

TJ HEISMAN 388F
GW MISS HEISMAN 576H
GW MISS PREDESTINED 150B

| CE | BW | WW | YW | ADG | MCE | MILK | MWW | STAY | DOC | YG | MARB | BF | REA | API | TI |
|------|------|----|-----|------|-----|------|-----|------|-----|-------|------|--------|------|-----|----|
| 15 | -1.2 | 73 | 124 | 0.32 | 9 | 27 | 63 | 15 | 16 | -0.26 | 0.65 | -0.046 | 0.83 | 169 | 93 |
| Rank | 10 | 15 | 35 | 10 | 15 | 25 | 45 | | 15 | | 3 | | | 10 | 15 |

DAM INFO Age 4 Weight 1455 Calving Interval 362 BWR 100 WWR 98 YWR 103

GGP

- Maternally made purebred bull that carries a lot of shape in his hind end
- Adds bone without giving up any calving ease



Lot 29



Lot 30

29 838M BB-PP 1/2 SM 1/4 AN 1/4 AR DOB: 2/27/2024 ASA# 4344755

| BW | 10/1 Wt. | Adj. 205 | WW Ratio | Adj. 365 | YW Ratio | Frame | CE Rating |
|----|----------|----------|----------|----------|----------|-------|-----------|
| 81 | 740 | 677 | 103 | 1291 | 110 | 5.2 | *** |

GW TRIPLE CROWN 018C
GW TRIPLE DOUBLE 276K
GW MISS DUE NORTH 323H

VGW DIRECT DRIVE 512
GW MISS DIRECT DRIVE 113G
GW MISS GOLD D 412Z

| CE | BW | WW | YW | ADG | MCE | MILK | MWW | STAY | DOC | YG | MARB | BF | REA | API | TI |
|------|------|----|-----|------|-----|------|-----|------|-----|-------|------|--------|------|-----|----|
| 14 | -1.9 | 82 | 141 | 0.37 | 9 | 22 | 63 | 17 | 19 | -0.05 | 0.80 | -0.004 | 0.38 | 170 | 97 |
| Rank | 40 | 20 | 30 | 15 | 4 | 25 | 50 | 30 | 2 | | 10 | | | 10 | 10 |

DAM INFO Age 5 Weight 1310 Calving Interval 360 BWR 99 WWR 102 YWR 104

GGP

- The best way to describe the Triple Doubles are "soggy"
- He fits right into that category and his DAM is ideal



30 727M R-PP 5/8 SM 9/32 AR 3/32 AN DOB: 2/23/2024 ASA# 4344474

| BW | 10/1 Wt. | Adj. 205 | WW Ratio | Adj. 365 | YW Ratio | Frame | CE Rating |
|----|----------|----------|----------|----------|----------|-------|-----------|
| 89 | 715 | 647 | 99 | 1162 | 99 | 6.2 | *** |

GW MOVIN ON 183C
GW COPPERHEAD 919G
GW MISS DIRCT DRIVE 932E

GW COMMOTION 333B
GW MISS COMMOTION 770D
GW MISS NEBULA 309Y

| CE | BW | WW | YW | ADG | MCE | MILK | MWW | STAY | DOC | YG | MARB | BF | REA | API | TI |
|------|------|----|-----|------|-----|------|-----|------|-----|-------|------|--------|------|-----|----|
| 13 | -0.3 | 81 | 133 | 0.33 | 9 | 24 | 64 | 17 | 18 | -0.16 | 0.75 | -0.023 | 0.67 | 161 | 94 |
| Rank | 50 | 45 | 35 | 20 | 15 | 20 | 50 | 40 | 30 | 4 | 10 | | | 15 | 15 |

DAM INFO Age 8 Weight 1440 Calving Interval 364 BWR 104 WWR 99 YWR 100

GGP

- Length and depth are the things that stand out with this bull
- Copperhead's are proven docility improvers





Lot 31

31 913M R-PP 5/8 SM 9/32 AN 3/32 AR DOB: 3/1/2024 ASA# 4344786

| BW | 10/1 Wt. | Adj. 205 | WW Ratio | Adj. 365 | YW Ratio | Frame | CE Rating |
|----|----------|----------|----------|----------|----------|-------|-----------|
| 86 | 705 | 670 | 102 | 1204 | 102 | 5.5 | * * |

GW TRIPLE CROWN 018C
 GW THREE PEAT 331K
 GW MISS BREAKTHRU 099H

GW MOVIN ON 183C
 GW MISS MOVIN ON 174H
 GW MISS DIRECT DRIVE 912F

| | CE | BW | WW | YW | ADG | MCE | MILK | MWW | STAY | DOC | YG | MARB | BF | REA | API | TI |
|------|----|------|----|-----|------|-----|------|-----|------|-----|-------|------|--------|------|-----|----|
| EPDs | 13 | -1.4 | 80 | 133 | 0.33 | 8 | 21 | 61 | 13 | 19 | -0.20 | 0.72 | -0.055 | 0.63 | 155 | 94 |
| Rank | 45 | 25 | 35 | 20 | 15 | 30 | | | | 2 | | 10 | 30 | | 20 | 10 |

DAM INFO Age 4 Weight 1390 Calving Interval 371 BWR 102 WWR 93 YWR 100

♂GGP

- DAM is full sister to the GW Rebel Yell bull
- Capacity is evident from his hip to his shoulders



Lot 32



Lot 33

32 799M R-PP 1/2 SM 13/32 AR 3/32 AN DOB: 2/25/2024 ASA# 4344284

| BW | 10/1 Wt. | Adj. 205 | WW Ratio | Adj. 365 | YW Ratio | Frame | CE Rating |
|----|----------|----------|----------|----------|----------|-------|-----------|
| 76 | 735 | 700 | 108 | 1263 | 110 | 5.8 | * * * |

GW MOVIN ON 183C
 GW FIRE LINE 879J
 KOCH MS NEBLUA 600D

FEDDES BRUNSWICK D202
 GW MISS BRUNSWICK 388J
 GW MISS COMFT ZONE 577B

| | CE | BW | WW | YW | ADG | MCE | MILK | MWW | STAY | DOC | YG | MARB | BF | REA | API | TI |
|------|----|------|----|-----|------|-----|------|-----|------|-----|-------|------|--------|------|-----|----|
| EPDs | 18 | -3.6 | 83 | 141 | 0.37 | 9 | 27 | 68 | 24 | 13 | -0.16 | 0.37 | -0.019 | 0.57 | 169 | 91 |
| Rank | 10 | 10 | 30 | 15 | 4 | 25 | 30 | 25 | 1 | 45 | | 50 | | 10 | 20 | 20 |

DAM INFO Age 3 Weight 1260 Calving Interval 354 BWR 98 WWR 104 YWR 107

♂GGP

- Big time spread bull here
- Turn him out with heifers or cows and expect to be happy with him



33 887M R-PP 5/8 SM 11/32 AN 1/32 AR DOB: 2/28/2024 ASA# 4344797

| BW | 10/1 Wt. | Adj. 205 | WW Ratio | Adj. 365 | YW Ratio | Frame | CE Rating |
|----|----------|----------|----------|----------|----------|-------|-----------|
| 80 | 745 | 689 | 105 | 1225 | 104 | 5.5 | * * * * |

GW TRIPLE CROWN 018C
 GW THREE PEAT 331K
 GW MISS BREAKTHRU 099H

GW MOVIN ON 183C
 GW MISS MOVIN ON 958E
 GW MISS YUKON 380A

| | CE | BW | WW | YW | ADG | MCE | MILK | MWW | STAY | DOC | YG | MARB | BF | REA | API | TI |
|------|----|------|----|-----|------|-----|------|-----|------|-----|-------|------|--------|------|-----|----|
| EPDs | 16 | -3.5 | 69 | 106 | 0.23 | 9 | 24 | 59 | 19 | 16 | -0.43 | 0.67 | -0.076 | 1.05 | 166 | 90 |
| Rank | 20 | 10 | | | | 15 | 50 | | 15 | 20 | 4 | 15 | 10 | 10 | 10 | 20 |

DAM INFO Age 7 Weight 1530 Calving Interval 359 BWR 105 WWR 104 YWR 105

♂GGP

- Thick and moderate with outstanding maternal projections
- Would give some stretch to Red Angus based cowherd while not sacrificing any maternal value





Lot 34

34 794M BB-PP 3/4 SM 1/4 AN DOB: 2/25/2024 ASA# 4344546

| BW | 10/1 Wt. | Adj. 205 | WW Ratio | Adj. 365 | YW Ratio | Frame | CE Rating |
|----|----------|----------|----------|----------|----------|-------|-----------|
| 85 | 785 | 726 | 111 | 1392 | 118 | 6.4 | * |

BAR CK PENDLETON 7028
GW HIGH BALL 102H
GW MISS GPRD 341Z

BRIDLE BIT MONTANA D622
GW MISS MONTANA 951F
GW MISS GAME CH 470B

| CE | BW | WW | YW | ADG | MCE | MILK | MWW | STAY | DOC | YG | MARB | BF | REA | API | TI |
|------|-----|-----|-----|------|-----|------|-----|------|-----|-------|------|--------|------|-----|-----|
| 13 | 0.6 | 102 | 170 | 0.43 | 8 | 19 | 70 | 18 | 10 | -0.22 | 0.59 | -0.043 | 1.09 | 164 | 102 |
| Rank | | 1 | 1 | 1 | 35 | | 15 | 20 | | 50 | 20 | 45 | 4 | 10 | 2 |

DAM INFO Age 6 Weight 1525 Calving Interval 367 BWR 105 WWR 105 YWR 107

⚡GGP

- You would be hard pressed to find a bull anywhere with more engine and power while maintaining his kind of smoothness



Lot 35



Lot 36

35 871M BB-PP 5/8 SM 3/8 AN DOB: 2/28/2024 ASA# 4344555

| BW | 10/1 Wt. | Adj. 205 | WW Ratio | Adj. 365 | YW Ratio | Frame | CE Rating |
|----|----------|----------|----------|----------|----------|-------|-----------|
| 73 | 740 | 688 | 105 | 1264 | 107 | 5.4 | ** |

BAR CK PENDLETON 7028
GW HIGH BALL 102H
GW MISS GPRD 341Z

TFS DUE NORTH 2659Z
GW MISS DUE NORTH 927F
GW MISS PREM BEEF 797C

| CE | BW | WW | YW | ADG | MCE | MILK | MWW | STAY | DOC | YG | MARB | BF | REA | API | TI |
|------|------|----|-----|------|-----|------|-----|------|-----|-------|------|--------|------|-----|----|
| 16 | -3.2 | 78 | 124 | 0.29 | 11 | 20 | 59 | 19 | 11 | -0.22 | 0.85 | -0.015 | 0.94 | 180 | 98 |
| Rank | | 10 | 45 | 40 | 35 | 10 | | 10 | | 50 | 4 | 15 | 2 | 5 | |

DAM INFO Age 6 Weight 1520 Calving Interval 367 BWR 102 WWR 105 YWR 102

⚡GGP

- You appreciate this bull for his clean look from his hip to his brisket
- No nonsense fool proof bull that will get it done whichever way you want



36 475M BB-PP 5/8 SM 3/8 AN DOB: 2/13/2024 ASA# 4340870

| BW | 10/1 Wt. | Adj. 205 | WW Ratio | Adj. 365 | YW Ratio | Frame | CE Rating |
|----|----------|----------|----------|----------|----------|-------|-----------|
| 87 | 700 | 683 | 105 | 1235 | 108 | 5.3 | ** |

BAR CK PENDLETON 7028
GW HIGH BALL 102H
GW MISS GPRD 341Z

GW BREAKTHRU 045C
GW MISS BREAKTHRU 262K
GW MISS SPECIAL OP 940F

| CE | BW | WW | YW | ADG | MCE | MILK | MWW | STAY | DOC | YG | MARB | BF | REA | API | TI |
|------|------|----|-----|------|-----|------|-----|------|-----|-------|------|--------|------|-----|-----|
| 13 | -0.9 | 90 | 143 | 0.33 | 9 | 18 | 63 | 16 | 19 | -0.10 | 0.95 | -0.011 | 0.74 | 174 | 103 |
| Rank | | 35 | 10 | 10 | 15 | 25 | 45 | 45 | 3 | | 2 | | 40 | 4 | 2 |

DAM INFO Age 2 Weight Calving Interval BWR 113 WWR 105 YWR 108

⚡GGP

- Genetically they don't get much better than this
- DAM is a highly attractive young cow that started out the right way





Lot 37



Lot 38



Lot 39



Lot 40

37 611M BB-PP 5/8 SM 5/16 AR 1/16 AN DOB: 2/19/2024 ASA# 4340936

| BW | 10/1 Wt. | Adj. 205 | WW Ratio | Adj. 365 | YW Ratio | Frame | CE Rating |
|----|----------|----------|----------|----------|----------|-------|-----------|
| 84 | 745 | 733 | 113 | 1304 | 114 | 5.8 | * |

VGW DIRECT DRIVE 512
GW DEADWOOD 079G
GW MISS END ZONE 708D

GW GOOSE 708H
GW MISS GOOSE 511K
GW MISS BEACON 908F

| CE | BW | WW | YW | ADG | MCE | MILK | MWW | STAY | DOC | YG | MARB | BF | REA | API | TI |
|------|-----|----|-----|------|-----|------|-----|------|-----|-------|------|--------|------|-----|-----|
| 15 | 0.4 | 92 | 152 | 0.37 | 8 | 27 | 73 | 17 | 16 | -0.03 | 0.84 | -0.024 | 0.42 | 172 | 102 |
| Rank | 20 | 10 | 4 | 4 | 30 | 25 | 10 | 30 | 20 | | 4 | | | 5 | 2 |

DAM INFO Age 2 Weight 1265 Calving Interval BWR 109 WWR 113 YWR 114

⚡GGP

- Lots of growth without giving up any of the maternal that you appreciate
- Goose cows are proving out to be superb



38 070M BB-PP 5/8 SM 1/4 AR 1/8 AN DOB: 3/8/2024 ASA# 4344460

| BW | 10/1 Wt. | Adj. 205 | WW Ratio | Adj. 365 | YW Ratio | Frame | CE Rating |
|----|----------|----------|----------|----------|----------|-------|-----------|
| 89 | 750 | 720 | 110 | 1214 | 103 | 5.5 | * |

VGW DIRECT DRIVE 512
GW DEADWOOD 079G
GW MISS END ZONE 708D

GW PREDOMINATE 848A
GW MISS PREDOMINATE 811F
GW MISS ROOKIE 615D

| CE | BW | WW | YW | ADG | MCE | MILK | MWW | STAY | DOC | YG | MARB | BF | REA | API | TI |
|------|------|----|-----|------|-----|------|-----|------|-----|------|------|--------|-------|-----|----|
| 11 | -0.4 | 77 | 119 | 0.26 | 6 | 25 | 64 | 17 | 17 | 0.11 | 1.09 | -0.009 | -0.13 | 174 | 98 |
| Rank | 45 | 45 | 50 | | | 40 | 45 | 30 | 10 | | 1 | | | 4 | 5 |

DAM INFO Age 6 Weight 1480 Calving Interval 363 BWR 108 WWR 103 YWR 102

⚡GGP

- A bull we have enjoyed all year
- Big MARB with a look that is easy to admire



39 930M BB-PP 5/8 SM 3/8 AN DOB: 3/2/2024 ASA# 4344639

| BW | 10/1 Wt. | Adj. 205 | WW Ratio | Adj. 365 | YW Ratio | Frame | CE Rating |
|----|----------|----------|----------|----------|----------|-------|-----------|
| 86 | 755 | 729 | 111 | 1214 | 103 | 6.0 | ** |

HOOK'S FRONTLINE 40F
JC MR MOTOWN 636J
BROWN MS QUANAH 505B

GW BREAKTHRU 045C
GW MISS BREAKTHRU 288H
GW MISS MARL MAN 755E

| CE | BW | WW | YW | ADG | MCE | MILK | MWW | STAY | DOC | YG | MARB | BF | REA | API | TI |
|------|------|----|-----|------|-----|------|-----|------|-----|------|------|--------|------|-----|----|
| 15 | -0.2 | 82 | 136 | 0.34 | 9 | 30 | 71 | 16 | 15 | 0.02 | 0.95 | -0.004 | 0.43 | 174 | 99 |
| Rank | 20 | 45 | 30 | 20 | 10 | 20 | 15 | 15 | 40 | 25 | | 2 | | 4 | 4 |

DAM INFO Age 4 Weight 1435 Calving Interval 371 BWR 105 WWR 106 YWR 102

⚡GGP

- Whichever way you look at him you see his dimension and bone density
- Different pedigree without giving up any genetic value



40 159M BB-PP 5/8 SM 11/32 AN 1/32 AR DOB: 3/15/2024 ASA# 4344523

| BW | 10/1 Wt. | Adj. 205 | WW Ratio | Adj. 365 | YW Ratio | Frame | CE Rating |
|----|----------|----------|----------|----------|----------|-------|-----------|
| 78 | 675 | 684 | 105 | 1289 | 109 | 5.1 | *** |

BAR CK PENDLETON 7028
GW HIGH BALL 102H
GW MISS GPRD 341Z

GW MOVIN ON 183C
GW MISS MOVIN ON 437H
GW MISS END ZONE 653D

| CE | BW | WW | YW | ADG | MCE | MILK | MWW | STAY | DOC | YG | MARB | BF | REA | API | TI |
|------|------|----|-----|------|-----|------|-----|------|-----|-------|------|--------|------|-----|-----|
| 15 | -3.1 | 93 | 151 | 0.36 | 9 | 19 | 66 | 15 | 15 | -0.24 | 0.69 | -0.034 | 1.00 | 168 | 103 |
| Rank | 25 | 10 | 10 | 4 | 10 | 25 | | 35 | | 25 | 45 | 15 | | 10 | 10 |

DAM INFO Age 4 Weight 1285 Calving Interval 376 BWR 97 WWR 106 YWR 103

⚡GGP

- Loads of shape to this bull with ideal set in his hock
- Big time spread bull



41 568M BB-PP 5/8 SM 3/8 AN DOB: 2/17/2024 ASA# 4344522

| BW | 10/1 Wt. | Adj. 205 | WW Ratio | Adj. 365 | YW Ratio | Frame | CE Rating |
|----|----------|----------|----------|----------|----------|-------|-----------|
| 87 | 725 | 663 | 101 | 1218 | 103 | 5.3 | *** |

BAR CK PENDLETON 7028 GW MOVIN ON 183C
 GW HIGH BALL 102H GW MISS MOVIN ON 603H
 GW MISS GPRD 341Z GW MISS BALANCE 658C

| CE | BW | WW | YW | ADG | MCE | MILK | MWW | STAY | DOC | YG | MARB | BF | REA | API | TI |
|------|------|----|-----|------|-----|------|-----|------|-----|-------|------|--------|------|-----|----|
| 15 | -3.3 | 74 | 121 | 0.30 | 10 | 19 | 57 | 19 | 16 | -0.04 | 0.80 | -0.001 | 0.55 | 174 | 93 |
| Rank | 30 | 10 | 45 | 30 | 15 | | | 10 | 15 | | 10 | | | 4 | 15 |

DAM INFO Age 4 Weight 1325 Calving Interval 353 BWR 112 WWR 109 YWR 112

GGP

- Full brother to the crowd favorite Lot 3 bull from last year
- Attractive to look at and should make beautiful cows



Lot 41

42 133M BB-PP 5/8 SM 1/4 AN 1/8 AR DOB: 3/11/2024 ASA# 4344915

| BW | 10/1 Wt. | Adj. 205 | WW Ratio | Adj. 365 | YW Ratio | Frame | CE Rating |
|----|----------|----------|----------|----------|----------|-------|-----------|
| 84 | 755 | 768 | 118 | 1211 | 106 | 5.5 | *** |

CCR ABILENE 6018C GW DEADWOOD 079G
 CCR WACO 4142G GW MISS DEADWOOD 409J
 CCR MS CATALYST 4142B GW MISS PREM BEEF 794C

| CE | BW | WW | YW | ADG | MCE | MILK | MWW | STAY | DOC | YG | MARB | BF | REA | API | TI |
|------|------|----|-----|------|-----|------|-----|------|-----|-------|------|--------|------|-----|----|
| 16 | -1.0 | 76 | 121 | 0.28 | 9 | 25 | 63 | 14 | 14 | -0.16 | 0.82 | -0.037 | 0.40 | 164 | 94 |
| Rank | 15 | 35 | 50 | 45 | 40 | 20 | 45 | 50 | 30 | | 5 | | | 10 | 10 |

DAM INFO Age 3 Weight 1365 Calving Interval 388 BWR 102 WWR 107 YWR 102

GGP

- Best Waco we have had to date
- A no hole bull that gets better the more that you look at him



Lot 42

43 016M BB-PP 5/8 SM 3/8 AN DOB: 3/5/2024 ASA# 4344509

| BW | 10/1 Wt. | Adj. 205 | WW Ratio | Adj. 365 | YW Ratio | Frame | CE Rating |
|----|----------|----------|----------|----------|----------|-------|-----------|
| 82 | 710 | 694 | 106 | 1259 | 107 | 4.9 | ** |

CCR ABILENE 6018C TFS DUE NORTH 2659Z
 CCR WACO 4142G GW MISS DUE NORTH 678H
 CCR MS CATALYST 4142B GW MISS PREDOMINATE 065F

| CE | BW | WW | YW | ADG | MCE | MILK | MWW | STAY | DOC | YG | MARB | BF | REA | API | TI |
|------|------|----|-----|------|-----|------|-----|------|-----|-------|------|-------|------|-----|----|
| 18 | -0.6 | 84 | 134 | 0.31 | 11 | 23 | 64 | 12 | 13 | -0.02 | 0.58 | 0.013 | 0.42 | 149 | 91 |
| Rank | 10 | 40 | 25 | 20 | 25 | 4 | 40 | | 50 | | 20 | | | 25 | 20 |

DAM INFO Age 4 Weight 1265 Calving Interval 375 BWR 104 WWR 101 YWR 100

GGP

- A more ruggedly made type bull
- Expect the daughters to have great udders



Lot 43

44 580M BB-PP 3/4 SM 7/32 AN 1/32 AR DOB: 2/18/2024 ASA# 4344661

| BW | 10/1 Wt. | Adj. 205 | WW Ratio | Adj. 365 | YW Ratio | Frame | CE Rating |
|----|----------|----------|----------|----------|----------|-------|-----------|
| 74 | 725 | 649 | 99 | 1165 | 99 | 5.3 | **** |

GW SPARKY 369E CCR COWBOY CUT 5048Z
 GW JAILBREAK 555J GW MISS COWBOY CUT 469E
 GW MISS GPRD 038W GW MISS PREM BEEF 205Z

| CE | BW | WW | YW | ADG | MCE | MILK | MWW | STAY | DOC | YG | MARB | BF | REA | API | TI |
|------|------|----|-----|------|-----|------|-----|------|-----|-------|------|--------|------|-----|----|
| 16 | -2.7 | 82 | 126 | 0.27 | 8 | 26 | 67 | 20 | 16 | -0.16 | 0.58 | -0.046 | 0.35 | 167 | 93 |
| Rank | 20 | 15 | 30 | 35 | 50 | 35 | 35 | 30 | 4 | 20 | | 20 | 45 | 10 | 15 |

DAM INFO Age 7 Weight 1510 Calving Interval 366 BWR 102 WWR 100 YWR 102

GGP

- We really like how Jailbreak works on purebred cows
- This bull is the perfect example why, clean and attractive from every angle



Lot 44



Lot 45



Lot 46



Lot 47



Lot 48

45 873M BB-PP 5/8 SM 3/8 AN DOB: 2/28/2024 ASA# 4344307

| BW | 10/1 Wt. | Adj. 205 | WW Ratio | Adj. 365 | YW Ratio | Frame | CE Rating |
|----|----------|----------|----------|----------|----------|-------|-----------|
| 77 | 695 | 683 | 105 | 1257 | 110 | 5.3 | *** * |

GW PREMIUM BEEF 021TS
GW BREAKTHRU 045C
GW MISS GPRD 038W

GIBBS 7019E BRONCO
GW MISS BRONCO 523J
GW MISS MOVIN ON 863F

| CE | BW | WW | YW | ADG | MCE | MILK | MWW | STAY | DOC | YG | MARB | BF | REA | API | TI |
|------|------|----|-----|------|-----|------|-----|------|-----|-------|------|--------|------|-----|----|
| 18 | -2.4 | 76 | 127 | 0.32 | 11 | 27 | 65 | 20 | 17 | -0.10 | 0.93 | -0.033 | 0.45 | 187 | 98 |
| Rank | 5 | 15 | 50 | 30 | 20 | 10 | 25 | 35 | 10 | 10 | 3 | | | 1 | 4 |

DAM INFO Age 3 Weight 1355 Calving Interval 365 BWR 96 WWR 105 YWR 110

GGP

- Big numbered bull that will be sure to add some length
- Ideally shouldered and soft moving when he goes



46 609M BB-PP 5/8 SM 7/32 AN 5/32 AR DOB: 2/19/2024 ASA# 4340911

| BW | 10/1 Wt. | Adj. 205 | WW Ratio | Adj. 365 | YW Ratio | Frame | CE Rating |
|----|----------|----------|----------|----------|----------|-------|-----------|
| 77 | 720 | 707 | 109 | 1217 | 106 | 5.4 | *** * |

GIBBS 9114G ESSENTIAL
JC MR MOST WANTED 682K
JC AY MS FORCE 682D

GW MOVIN ON 183C
GW MISS MOVIN ON 421K
GW MISS DIRCT DRIVE 999E

| CE | BW | WW | YW | ADG | MCE | MILK | MWW | STAY | DOC | YG | MARB | BF | REA | API | TI |
|------|------|----|-----|------|-----|------|-----|------|-----|-------|------|-------|------|-----|----|
| 18 | -2.8 | 78 | 124 | 0.29 | 9 | 28 | 67 | 17 | 14 | -0.12 | 0.51 | 0.000 | 0.69 | 158 | 89 |
| Rank | 10 | 15 | 45 | 35 | 20 | 20 | 30 | 30 | 30 | | 30 | | 50 | 15 | 25 |

DAM INFO Age 2 Weight 1160 Calving Interval BWR 100 WWR 109 YWR 106

GGP

- Heifer safe bulls like this are what we are striving to produce
- Another Most Wanted that is built just the way you would want



47 690M BB-PP 5/8 SM 7/32 AN 5/32 AR DOB: 2/22/2024 ASA# 4344329

| BW | 10/1 Wt. | Adj. 205 | WW Ratio | Adj. 365 | YW Ratio | Frame | CE Rating |
|----|----------|----------|----------|----------|----------|-------|-----------|
| 88 | 665 | 636 | 98 | 1199 | 105 | 4.9 | ** |

GIBBS 9114G ESSENTIAL
JC MR MOST WANTED 682K
JC AY MS FORCE 682D

GW DEADWOOD 079G
GW MISS DEADWOOD 726J
GW MISS MOVIN ON 944G

| CE | BW | WW | YW | ADG | MCE | MILK | MWW | STAY | DOC | YG | MARB | BF | REA | API | TI |
|------|------|----|-----|------|-----|------|-----|------|-----|-------|------|--------|------|-----|----|
| 17 | -2.1 | 75 | 131 | 0.35 | 9 | 27 | 64 | 17 | 18 | -0.13 | 0.76 | -0.006 | 0.64 | 171 | 94 |
| Rank | 15 | 20 | 25 | 10 | 15 | 30 | 45 | 25 | 10 | 10 | 10 | | | 5 | 15 |

DAM INFO Age 3 Weight 1060 Calving Interval 369 BWR 108 WWR 101 YWR 103

GGP

- A different pedigree for most of our repeat customers
- Thick with some extra stretch in his front end



48 152M BB-PP 5/8 SM 5/16 AN 1/16 AR DOB: 3/15/2024 ASA# 4344945

| BW | 10/1 Wt. | Adj. 205 | WW Ratio | Adj. 365 | YW Ratio | Frame | CE Rating |
|----|----------|----------|----------|----------|----------|-------|-----------|
| 85 | 730 | 725 | 111 | 1270 | 108 | 5.6 | * |

BAR CK PENDLETON 7028
GW HIGH BALL 102H
GW MISS GPRD 341Z

GW SPARKY 369E
GW MISS SPARKY 048G
GW MISS QUANTUM LP 778E

| CE | BW | WW | YW | ADG | MCE | MILK | MWW | STAY | DOC | YG | MARB | BF | REA | API | TI |
|------|-----|----|-----|------|-----|------|-----|------|-----|-------|------|--------|------|-----|----|
| 12 | 1.7 | 97 | 151 | 0.33 | 8 | 19 | 68 | 12 | 10 | -0.13 | 0.72 | -0.040 | 0.70 | 152 | 99 |
| Rank | | 3 | 5 | 15 | 30 | | 25 | | | | 10 | | 50 | 25 | 3 |

DAM INFO Age 5 Weight 1300 Calving Interval 374 BWR 113 WWR 107 YWR 106

GGP

- Big rear end with a longer hip that we love to see in our cattle
- We love this kind



49 972M BB-PP 5/8 SM 5/16 AN 1/16 AR DOB: 3/3/2024 ASA# 4344521

| BW | 10/1 Wt. | Adj. 205 | WW Ratio | Adj. 365 | YW Ratio | Frame | CE Rating |
|----|----------|----------|----------|----------|----------|-------|-----------|
| 75 | 710 | 683 | 104 | 1207 | 102 | 5.6 | *** |

BAR CK PENDLETON 7028 GW SPARKY 369E
 GW HIGH BALL 102H GW MISS SPARKY 177H
 GW MISS GPRD 341Z GW MISS MARL MAN 638D

| CE | BW | WW | YW | ADG | MCE | MILK | MWW | STAY | DOC | YG | MARB | BF | REA | API | TI |
|------|------|----|-----|------|-----|------|-----|------|-----|-------|------|--------|------|-----|----|
| 17 | -1.2 | 85 | 131 | 0.28 | 12 | 19 | 62 | 17 | 15 | -0.16 | 0.71 | -0.034 | 0.66 | 167 | 96 |
| Rank | 10 | 30 | 20 | 25 | 40 | 3 | 50 | 30 | 20 | | 10 | | | 10 | 10 |

DAM INFO Age 4 Weight 1275 Calving Interval 371 BWR 99 WWR 102 YWR 101

⚡GGP

- Highly attractive with a wide base
- Powerful bull that many will appreciate



Lot 49

50 583M BB-PP 5/8 SM 3/8 AN DOB: 2/18/2024 ASA# 4344556

| BW | 10/1 Wt. | Adj. 205 | WW Ratio | Adj. 365 | YW Ratio | Frame | CE Rating |
|----|----------|----------|----------|----------|----------|-------|-----------|
| 90 | 810 | 721 | 110 | 1458 | 124 | 6.3 | * |

BAR CK PENDLETON 7028 TEX PLAYBOOK 5437
 GW HIGH BALL 102H GW MISS PLAYBOOK 939F
 GW MISS GPRD 341Z GW MISS PREDESTINED 389Z

| CE | BW | WW | YW | ADG | MCE | MILK | MWW | STAY | DOC | YG | MARB | BF | REA | API | TI | |
|------|-----|----|-----|------|-----|------|-----|------|-----|-------|------|--------|------|-----|-----|---|
| 13 | 1.8 | 96 | 165 | 0.43 | 9 | 22 | 71 | 16 | 9 | -0.16 | 0.93 | -0.027 | 0.93 | 175 | 105 | |
| Rank | 50 | 4 | 1 | 1 | 15 | | 15 | 35 | | | 3 | | | 15 | 4 | 1 |

DAM INFO Age 6 Weight 1375 Calving Interval 365 BWR 102 WWR 107 YWR 111

⚡GGP



Lot 50

51 511M BB-PP 5/8 SM 3/8 AN DOB: 2/15/2024 ASA# 4344572

| BW | 10/1 Wt. | Adj. 205 | WW Ratio | Adj. 365 | YW Ratio | Frame | CE Rating |
|----|----------|----------|----------|----------|----------|-------|-----------|
| 94 | 820 | 729 | 111 | 1386 | 118 | 5.8 | * |

BAR CK PENDLETON 7028 TJ MARLBORO MAN 360A
 GW HIGH BALL 102H GW MISS MARL MAN 654D
 GW MISS GPRD 341Z GW MISS DEW TIME 097X

| CE | BW | WW | YW | ADG | MCE | MILK | MWW | STAY | DOC | YG | MARB | BF | REA | API | TI | |
|------|-----|----|-----|------|-----|------|-----|------|-----|-------|------|--------|------|-----|-----|---|
| 12 | 1.2 | 97 | 154 | 0.36 | 8 | 19 | 68 | 17 | 8 | -0.17 | 0.77 | -0.010 | 1.10 | 165 | 101 | |
| Rank | | 3 | 3 | 10 | 40 | | 25 | 30 | | | 10 | | | 4 | 10 | 2 |

DAM INFO Age 8 Weight 1470 Calving Interval 366 BWR 100 WWR 104 YWR 103

⚡GGP



52 711M BB-PP 5/8 SM 3/8 AN DOB: 2/23/2024 ASA# 4344832

| BW | 10/1 Wt. | Adj. 205 | WW Ratio | Adj. 365 | YW Ratio | Frame | CE Rating |
|----|----------|----------|----------|----------|----------|-------|-----------|
| 91 | 775 | 717 | 110 | 1385 | 117 | 6.2 | * |

BAR CK PENDLETON 7028 GW ROOKIE 171Y
 GW HIGH BALL 102H GW MISS ROOKIE 449A
 GW MISS GPRD 341Z GW MISS QUARTER 118X

| CE | BW | WW | YW | ADG | MCE | MILK | MWW | STAY | DOC | YG | MARB | BF | REA | API | TI | |
|------|-----|----|-----|------|-----|------|-----|------|-----|-------|------|--------|------|-----|----|---|
| 13 | 1.2 | 99 | 166 | 0.42 | 9 | 19 | 69 | 16 | 10 | -0.15 | 0.56 | -0.029 | 0.77 | 156 | 98 | |
| Rank | 45 | 2 | 1 | 1 | 25 | | 20 | 40 | | | 25 | | | 35 | 20 | 4 |

DAM INFO Age 11 Weight 1590 Calving Interval 365 BWR 95 WWR 102 YWR 103

⚡GGP



53 750M BB-PP 5/8 SM 3/8 AN DOB: 2/24/2024 ASA# 4344545

| BW | 10/1 Wt. | Adj. 205 | WW Ratio | Adj. 365 | YW Ratio | Frame | CE Rating |
|----|----------|----------|----------|----------|----------|-------|-----------|
| 91 | 785 | 726 | 111 | 1272 | 108 | 5.7 | * |

BAR CK PENDLETON 7028 GW JACKPOT 027C
 GW HIGH BALL 102H GW MISS JACKPOT 211G
 GW MISS GPRD 341Z GW MISS BLUE MOON 121X

| CE | BW | WW | YW | ADG | MCE | MILK | MWW | STAY | DOC | YG | MARB | BF | REA | API | TI |
|------|-----|----|-----|------|-----|------|-----|------|-----|-------|------|--------|------|-----|----|
| 10 | 0.5 | 87 | 137 | 0.31 | 8 | 20 | 64 | 15 | 15 | -0.13 | 0.81 | -0.025 | 0.86 | 157 | 97 |
| Rank | | 15 | 20 | 25 | 30 | | 40 | | 20 | | 5 | | 25 | 15 | 10 |

DAM INFO Age 5 Weight 1440 Calving Interval 367 BWR 107 WWR 104 YWR 104

⚡GGP



Lot 53

54 655M BB-PP 5/8 SM 11/32 AN 1/32 AR DOB: 2/21/2024 ASA# 4340901

| BW | 10/1 Wt. | Adj. 205 | WW Ratio | Adj. 365 | YW Ratio | Frame | CE Rating |
|----|----------|----------|----------|----------|----------|-------|-----------|
| 83 | 795 | 787 | 121 | 1339 | 117 | 5.6 | ** |

BAR CK PENDLETON 7028 GW HIGH BALL 102H GW MISS GPRD 341Z
 GW BREAKTHRU 045C GW MISS BREAKTHRU 378K GW MISS SPARKY 591H

| CE | BW | WW | YW | ADG | MCE | MILK | MWW | STAY | DOC | YG | MARB | BF | REA | API | TI |
|------|------|----|-----|------|-----|------|-----|------|-----|-------|------|--------|------|-----|-----|
| 13 | -1.1 | 85 | 126 | 0.26 | 10 | 22 | 64 | 18 | 12 | -0.20 | 1.13 | -0.021 | 0.96 | 188 | 106 |
| Rank | 40 | 30 | 20 | 35 | 15 | 40 | 15 | 15 | | | 1 | | 15 | 1 | 1 |

DAM INFO Age 2 Weight 1155 Calving Interval BWR 108 WWR 121 YWR 117

⚡GGP



55 651M HB-PP 5/8 SM 3/8 AN DOB: 2/21/2024 ASA# 4344584

| BW | 10/1 Wt. | Adj. 205 | WW Ratio | Adj. 365 | YW Ratio | Frame | CE Rating |
|-----|----------|----------|----------|----------|----------|-------|-----------|
| 105 | 845 | 777 | 119 | 1325 | 112 | 6.9 | * |

BAR CK PENDLETON 7028 GW HIGH BALL 102H GW MISS GPRD 341Z
 GW BAR CK BREAKOUT 667Z GW MISS BREAKOUT 707B GW MISS AMBUSH 115Y

| CE | BW | WW | YW | ADG | MCE | MILK | MWW | STAY | DOC | YG | MARB | BF | REA | API | TI |
|------|-----|-----|-----|------|-----|------|-----|------|-----|-------|------|--------|------|-----|-----|
| 10 | 3.5 | 111 | 181 | 0.44 | 7 | 21 | 77 | 13 | 10 | -0.22 | 0.94 | -0.052 | 1.17 | 167 | 112 |
| Rank | | 1 | 1 | 1 | | | 4 | | | 50 | 2 | 30 | 2 | 10 | 1 |

DAM INFO Age 10 Weight 1715 Calving Interval 365 BWR 110 WWR 110 YWR 109

⚡GGP



Lot 57

57 735M BB-PP 5/8 SM 11/32 AN 1/32 AR DOB: 2/23/2024 ASA# 4344656

| BW | 10/1 Wt. | Adj. 205 | WW Ratio | Adj. 365 | YW Ratio | Frame | CE Rating |
|----|----------|----------|----------|----------|----------|-------|-----------|
| 88 | 715 | 657 | 100 | 1222 | 104 | 5.7 | *** |

GW SPARKY 369E GW JAILBREAK 555J GW MISS GPRD 038W
 GW MARSHALL 756A GW MISS MARSHALL 158G GW MISS BOY 070X

| CE | BW | WW | YW | ADG | MCE | MILK | MWW | STAY | DOC | YG | MARB | BF | REA | API | TI |
|------|------|----|-----|------|-----|------|-----|------|-----|-------|------|--------|------|-----|----|
| 15 | -1.5 | 90 | 139 | 0.30 | 7 | 25 | 70 | 18 | 19 | -0.05 | 0.40 | -0.026 | 0.58 | 150 | 91 |
| Rank | 25 | 25 | 10 | 15 | 30 | 45 | 20 | 20 | 2 | | 45 | | 25 | 20 | |

DAM INFO Age 5 Weight 1515 Calving Interval 367 BWR 99 WWR 97 YWR 99

⚡GGP



56 966M BB-PP 5/8 SM 3/8 AN DOB: 3/3/2024 ASA# 4344654

| BW | 10/1 Wt. | Adj. 205 | WW Ratio | Adj. 365 | YW Ratio | Frame | CE Rating |
|----|----------|----------|----------|----------|----------|-------|-----------|
| 89 | 805 | 760 | 116 | 1285 | 109 | 6.5 | ** |

GW SPARKY 369E GW JAILBREAK 555J GW MISS GPRD 038W
 KM BROKEN BOW 002 GW MISS BROKEN BOW 102G GW MISS BO 225X

| CE | BW | WW | YW | ADG | MCE | MILK | MWW | STAY | DOC | YG | MARB | BF | REA | API | TI |
|------|------|----|-----|------|-----|------|-----|------|-----|-------|------|--------|------|-----|----|
| 15 | -0.1 | 86 | 139 | 0.33 | 8 | 29 | 72 | 12 | 17 | -0.19 | 0.63 | -0.058 | 0.57 | 151 | 94 |
| Rank | 25 | 50 | 20 | 15 | 15 | 40 | 15 | 15 | 10 | | 15 | 30 | | 25 | 10 |

DAM INFO Age 5 Weight 1480 Calving Interval 372 BWR 99 WWR 105 YWR 108

⚡GGP



58 610M BB-PP 5/8 SM 3/8 AN DOB: 2/19/2024 ASA# 4344479

| BW | 10/1 Wt. | Adj. 205 | WW Ratio | Adj. 365 | YW Ratio | Frame | CE Rating |
|----|----------|----------|----------|----------|----------|-------|-----------|
| 84 | 820 | 743 | 114 | 1339 | 114 | 6.8 | ** |

HOOK'S EAGLE 6E JC MR TALON 403G JC MS FORCE 403B
 TJ MARLBORO MAN 360A GW MISS MARL MAN 108G GW MISS BREAKOUT 349E

| CE | BW | WW | YW | ADG | MCE | MILK | MWW | STAY | DOC | YG | MARB | BF | REA | API | TI |
|------|------|----|-----|------|-----|------|-----|------|-----|-------|------|--------|------|-----|----|
| 13 | -0.1 | 90 | 141 | 0.32 | 8 | 30 | 75 | 17 | 16 | -0.20 | 0.40 | -0.031 | 0.86 | 147 | 91 |
| Rank | 45 | 50 | 10 | 15 | 20 | 30 | 10 | 10 | 25 | 15 | 45 | | 25 | 30 | 20 |

DAM INFO Age 5 Weight 1490 Calving Interval 367 BWR 105 WWR 103 YWR 105

⚡GGP



Lot 59

59 847M HB-PP 5/8 SM 1/4 AR 1/8 AN DOB: 2/27/2024 ASA# 4344792

| BW | 10/1 Wt. | Adj. 205 | WW Ratio | Adj. 365 | YW Ratio | Frame | CE Rating |
|----|----------|----------|----------|----------|----------|-------|-----------|
| 95 | 775 | 709 | 108 | 1314 | 111 | 6.0 | * |

GW TRIPLE CROWN 018C GW THREE PEAT 331K GW MISS BREAKTHRU 099H
 5L ADVANTAGE 560-108B GW MISS ADVANTAGE 905F GW MISS COM. ZONE 508A

| CE | BW | WW | YW | ADG | MCE | MILK | MWW | STAY | DOC | YG | MARB | BF | REA | API | TI |
|------|-----|----|-----|------|-----|------|-----|------|-----|-------|------|--------|------|-----|----|
| 11 | 2.2 | 88 | 147 | 0.37 | 6 | 22 | 66 | 16 | 17 | -0.18 | 0.66 | -0.067 | 0.81 | 153 | 92 |
| Rank | | 15 | 10 | 4 | | | 35 | 35 | 10 | | 15 | 20 | 30 | 20 | 15 |

DAM INFO Age 6 Weight 1440 Calving Interval 369 BWR 106 WWR 102 YWR 103

⚡GGP



60 860M HB-PP 5/8 SM 1/4 AN 1/8 AR DOB: 2/27/2024 ASA# 4344783

| BW | 10/1 Wt. | Adj. 205 | WW Ratio | Adj. 365 | YW Ratio | Frame | CE Rating |
|-----|----------|----------|----------|----------|----------|-------|-----------|
| 100 | 760 | 717 | 110 | 1281 | 109 | 6.5 | * |

GW TRIPLE CROWN 018C
GW THREE PEAT 331K
GW MISS BREAKTHRU 099H

GW RED ROCK 648F
GW MISS RED ROCK 046H
GW MISS CARRY ON 001E

| CE | BW | WW | YW | ADG | MCE | MILK | MWW | STAY | DOC | YG | MARB | BF | REA | API | TI |
|------|-----|----|-----|------|-----|------|-----|------|-----|-------|------|--------|------|-----|-----|
| 11 | 1.1 | 87 | 145 | 0.37 | 7 | 24 | 68 | 22 | 17 | -0.17 | 0.90 | -0.031 | 0.75 | 178 | 100 |
| Rank | | 15 | 10 | 4 | 50 | 50 | 25 | 2 | 10 | | 3 | | 40 | 3 | 3 |

DAM INFO Age 4 Weight 1160 Calving Interval 370 BWR 108 WWR 108 YWR 103

GGP DDC



61 170M HB-PP 5/8 SM 1/4 AN 1/8 AR DOB: 3/16/2024 ASA# 4344383

| BW | 10/1 Wt. | Adj. 205 | WW Ratio | Adj. 365 | YW Ratio | Frame | CE Rating |
|----|----------|----------|----------|----------|----------|-------|-----------|
| 81 | 745 | 738 | 113 | 1263 | 107 | 5.1 | ** |

GW MOVIN ON 183C
GW SPARKY 369E
GW MISS CONQUEST 538C

TJ MARLBORO MAN 360A
GW MISS MARL MAN 707E
GW MISS DUE NORTH 834C

| CE | BW | WW | YW | ADG | MCE | MILK | MWW | STAY | DOC | YG | MARB | BF | REA | API | TI |
|------|------|----|-----|------|-----|------|-----|------|-----|-------|------|--------|------|-----|----|
| 16 | -0.5 | 91 | 145 | 0.34 | 10 | 29 | 74 | 16 | 15 | -0.24 | 0.26 | -0.036 | 0.79 | 141 | 89 |
| Rank | | 40 | 10 | 10 | 15 | 15 | 10 | 40 | 20 | 45 | | | 35 | 40 | 25 |

DAM INFO Age 7 Weight 1630 Calving Interval 371 BWR 103 WWR 107 YWR 106

GGP



62 814M BB-PP 5/8 SM 3/8 AN DOB: 2/26/2024 ASA# 4344339

| BW | 10/1 Wt. | Adj. 205 | WW Ratio | Adj. 365 | YW Ratio | Frame | CE Rating |
|----|----------|----------|----------|----------|----------|-------|-----------|
| 86 | 785 | 731 | 112 | 1356 | 115 | 6.4 | *** |

J BAR J NIGHTRIDE 225Z
GW TRIPLE CROWN 018C
GW MISS GPRD 359A

TFS DUE NORTH 2659Z
GW MISS DUE NORTH 424G
GW MISS PREM BEEF 186B

| CE | BW | WW | YW | ADG | MCE | MILK | MWW | STAY | DOC | YG | MARB | BF | REA | API | TI |
|------|------|----|-----|------|-----|------|-----|------|-----|-------|------|--------|------|-----|----|
| 14 | -1.2 | 92 | 152 | 0.37 | 9 | 22 | 68 | 16 | 22 | -0.13 | 0.61 | -0.010 | 0.80 | 162 | 98 |
| Rank | | 30 | 10 | 4 | 4 | 25 | 25 | 35 | 1 | | 20 | | 30 | 15 | 4 |

DAM INFO Age 5 Weight 1545 Calving Interval 368 BWR 98 WWR 108 YWR 108

GGP



63 495M BB-HP 5/8 SM 3/8 AN DOB: 2/14/2024 ASA# 4344745

| BW | 10/1 Wt. | Adj. 205 | WW Ratio | Adj. 365 | YW Ratio | Frame | CE Rating |
|----|----------|----------|----------|----------|----------|-------|-----------|
| 91 | 790 | 715 | 109 | 1390 | 118 | 6.3 | ** |

GW TRIPLE CROWN 018C
GW TRIPLE DOUBLE 276K
GW MISS DUE NORTH 323H

BAR CK PENDLETON 7028
GW MISS PENDLETON 298H
GW MISS PREDESTINED 148Y

| CE | BW | WW | YW | ADG | MCE | MILK | MWW | STAY | DOC | YG | MARB | BF | REA | API | TI |
|------|------|----|-----|------|-----|------|-----|------|-----|-------|------|--------|------|-----|-----|
| 14 | -0.3 | 85 | 136 | 0.32 | 9 | 24 | 67 | 17 | 18 | -0.18 | 1.03 | -0.036 | 0.76 | 182 | 103 |
| Rank | | 35 | 45 | 20 | 20 | 25 | 30 | 25 | 4 | | 2 | | 40 | 2 | 2 |

DAM INFO Age 4 Weight 1215 Calving Interval 364 BWR 101 WWR 103 YWR 108

GGP DDC



64 576M HB-PP 1/2 SM 5/16 AN 1/8 AR DOB: 2/18/2024 ASA# 4344769

| BW | 10/1 Wt. | Adj. 205 | WW Ratio | Adj. 365 | YW Ratio | Frame | CE Rating |
|----|----------|----------|----------|----------|----------|-------|-----------|
| 88 | 800 | 710 | 109 | 1165 | 99 | 5.8 | * |

GW TRIPLE CROWN 018C
GW TRIPLE DOUBLE 276K
GW MISS DUE NORTH 323H

GW CARRY ON 20219
GW MISS CARRY ON 937E
GW MISS NEBULA 157X

| CE | BW | WW | YW | ADG | MCE | MILK | MWW | STAY | DOC | YG | MARB | BF | REA | API | TI |
|------|-----|----|-----|------|-----|------|-----|------|-----|-------|------|--------|------|-----|----|
| 11 | 0.6 | 94 | 141 | 0.30 | 6 | 22 | 69 | 15 | 15 | -0.31 | 0.35 | -0.042 | 1.15 | 135 | 90 |
| Rank | | 5 | 15 | 30 | | | 20 | 50 | 20 | 25 | | | 45 | 3 | 20 |

DAM INFO Age 7 Weight 1385 Calving Interval 366 BWR 96 WWR 98 YWR 97

GGP



65 736M BB-PP 5/8 SM 3/8 AN DOB: 2/23/2024 ASA# 4341004

| BW | 10/1 Wt. | Adj. 205 | WW Ratio | Adj. 365 | YW Ratio | Frame | CE Rating |
|----|----------|----------|----------|----------|----------|-------|-----------|
| 89 | 720 | 729 | 112 | 1251 | 109 | 5.9 | * |

BAR CK PENDLETON 7028
GW HIGH BALL 102H
GW MISS GPRD 341Z

TFS DUE NORTH 2659Z
GW MISS DUE NORTH 846K
GW MISS PREDOMINATE 257F

| CE | BW | WW | YW | ADG | MCE | MILK | MWW | STAY | DOC | YG | MARB | BF | REA | API | TI |
|------|-----|----|-----|------|-----|------|-----|------|-----|------|------|-------|------|-----|-----|
| 11 | 0.7 | 98 | 157 | 0.37 | 7 | 19 | 69 | 11 | 16 | 0.02 | 0.83 | 0.026 | 0.72 | 157 | 103 |
| Rank | | 2 | 2 | 4 | | | 20 | | 15 | | 5 | | 45 | 15 | 2 |

DAM INFO Age 2 Weight 1225 Calving Interval BWR 115 WWR 112 YWR 109

GGP



66 778M BB-PP 5/8 SM 3/8 AN DOB: 2/25/2024 ASA# 4344554

| BW | 10/1 Wt. | Adj. 205 | WW Ratio | Adj. 365 | YW Ratio | Frame | CE Rating |
|----|----------|----------|----------|----------|----------|-------|-----------|
| 79 | 755 | 695 | 106 | 1211 | 103 | 5.2 | * |

BAR CK PENDLETON 7028
GW HIGH BALL 102H
GW MISS GPRD 341Z

TJ MARLBORO MAN 360A
GW MISS MARLBORO MAN 835F
GW MISS BREAKOUT 0920D

| CE | BW | WW | YW | ADG | MCE | MILK | MWW | STAY | DOC | YG | MARB | BF | REA | API | TI |
|------|-----|----|-----|------|-----|------|-----|------|-----|-------|------|--------|------|-----|----|
| 14 | 1.1 | 89 | 148 | 0.37 | 10 | 22 | 67 | 16 | 13 | -0.14 | 0.74 | -0.021 | 0.94 | 163 | 97 |
| Rank | | 35 | 10 | 4 | 15 | | 30 | 40 | 45 | | 10 | | 15 | 10 | 10 |

DAM INFO Age 6 Weight 1465 Calving Interval 360 BWR 103 WWR 107 YWR 106

GGP





Lot 67

67 563M BB-PP 5/8 SM 3/8 AN DOB: 2/17/2024 ASA# 4344571

| BW | 10/1 Wt. | Adj. 205 | WW Ratio | Adj. 365 | YW Ratio | Frame | CE Rating |
|----|----------|----------|----------|----------|----------|-------|-----------|
| 95 | 780 | 698 | 107 | 1135 | 96 | 5.8 | * |

BAR CK PENDLETON 7028 TJ MARLBORO MAN 360A
 GW HIGH BALL 102H GW MISS MARL MAN 602D
 GW MISS GPRD 341Z GW MISS PD 770Y 690B

| CE | BW | WW | YW | ADG | MCE | MILK | MWW | STAY | DOC | YG | MARB | BF | REA | API | TI |
|------|-----|----|-----|------|-----|------|-----|------|-----|-------|------|--------|------|-----|----|
| 11 | 1.2 | 91 | 133 | 0.27 | 9 | 18 | 63 | 17 | 8 | -0.20 | 0.70 | -0.034 | 0.76 | 158 | 95 |
| Rank | | 10 | 20 | 50 | 25 | | 45 | 25 | | | 10 | | 40 | 15 | 10 |

DAM INFO Age 8 Weight 1445 Calving Interval 366 BWR 100 WWR 101 YWR 101

⚡GGP



Lot 68

68 504M R-PP 1/2 SM 9/32 AN 7/32 AR DOB: 2/15/2024 ASA# 4357284

| BW | 10/1 Wt. | Adj. 205 | WW Ratio | Adj. 365 | YW Ratio | Frame | CE Rating |
|----|----------|----------|----------|----------|----------|-------|-----------|
| 93 | 785 | 690 | 105 | 1165 | 99 | 6.0 | * |

GW MOVIN ON 183C GW GOLDEN EAGLE 015B
 GW COPPERHEAD 919G GW MISS GOLDN EAGLE 857E
 GW MISS DIRCT DRIVE 932E GW MISS CARRY ON 552B

| CE | BW | WW | YW | ADG | MCE | MILK | MWW | STAY | DOC | YG | MARB | BF | REA | API | TI |
|------|-----|----|-----|------|-----|------|-----|------|-----|-------|------|--------|------|-----|----|
| 11 | 1.1 | 88 | 137 | 0.30 | 6 | 24 | 68 | 16 | 20 | -0.14 | 0.57 | -0.037 | 0.45 | 148 | 91 |
| Rank | | 15 | 20 | 30 | | 50 | 25 | 35 | 2 | | 25 | | | 30 | 20 |

DAM INFO Age 7 Weight 1700 Calving Interval 458 BWR 104 WWR 97 YWR 98

⚡GGP



69 557M R-PP 5/8 SM 9/32 AR 3/32 AN DOB: 2/17/2024 ASA# 4340885

| BW | 10/1 Wt. | Adj. 205 | WW Ratio | Adj. 365 | YW Ratio | Frame | CE Rating |
|-----|----------|----------|----------|----------|----------|-------|-----------|
| 100 | 730 | 713 | 110 | 1223 | 106 | 5.6 | * |

GW MOVIN ON 183C GW DEADWOOD 079G
 GW COPPERHEAD 919G GW MISS DEADWOOD 317K
 GW MISS DIRCT DRIVE 932E GW MISS DUE NORTH 841H

| CE | BW | WW | YW | ADG | MCE | MILK | MWW | STAY | DOC | YG | MARB | BF | REA | API | TI |
|------|-----|----|-----|------|-----|------|-----|------|-----|-------|------|--------|------|-----|----|
| 11 | 0.0 | 81 | 132 | 0.32 | 6 | 27 | 68 | 17 | 21 | -0.19 | 0.93 | -0.028 | 0.65 | 170 | 98 |
| Rank | | 50 | 35 | 25 | 20 | | 25 | 25 | 15 | 1 | | 3 | | 10 | 5 |

DAM INFO Age 2 Weight 1005 Calving Interval BWR 129 WWR 110 YWR 106

⚡GGP



70 682M R-PP 1/2 SM 5/16 AN 3/16 AR DOB: 2/22/2024 ASA# 4344477

| BW | 10/1 Wt. | Adj. 205 | WW Ratio | Adj. 365 | YW Ratio | Frame | CE Rating |
|----|----------|----------|----------|----------|----------|-------|-----------|
| 85 | 795 | 726 | 111 | 1293 | 110 | 6.1 | ** |

GW MOVIN ON 183C GW CARRY ON 20219
 GW COPPERHEAD 919G GW MISS CARRY ON 671B
 GW MISS DIRCT DRIVE 932E GW MISS QUARTER 347Y

| CE | BW | WW | YW | ADG | MCE | MILK | MWW | STAY | DOC | YG | MARB | BF | REA | API | TI |
|------|------|----|-----|------|-----|------|-----|------|-----|-------|------|--------|------|-----|----|
| 16 | -0.3 | 83 | 134 | 0.32 | 9 | 27 | 68 | 14 | 21 | -0.14 | 0.61 | -0.030 | 0.53 | 153 | 92 |
| Rank | | 20 | 45 | 25 | 20 | 20 | 30 | 25 | 1 | | 20 | | | 20 | 15 |

DAM INFO Age 10 Weight 1355 Calving Interval 366 BWR 92 WWR 101 YWR 102

⚡GGP



71 826M R-PP 5/8 SM 5/16 AN 1/16 AR DOB: 2/26/2024 ASA# 4344793

| BW | 10/1 Wt. | Adj. 205 | WW Ratio | Adj. 365 | YW Ratio | Frame | CE Rating |
|----|----------|----------|----------|----------|----------|-------|-----------|
| 86 | 735 | 674 | 103 | 1169 | 99 | 6.0 | *** |

GW TRIPLE CROWN 018C GW MOVIN ON 183C
 GW THREE PEAT 331K GW MISS MOVIN ON 034F
 GW MISS BREAKTHRU 099H GW MISS REDESTINED 970A

| CE | BW | WW | YW | ADG | MCE | MILK | MWW | STAY | DOC | YG | MARB | BF | REA | API | TI |
|------|------|----|-----|------|-----|------|-----|------|-----|-------|------|--------|------|-----|----|
| 15 | -1.7 | 80 | 119 | 0.25 | 8 | 21 | 61 | 13 | 19 | -0.21 | 0.52 | -0.042 | 0.59 | 145 | 88 |
| Rank | | 30 | 25 | 35 | 50 | 35 | | | 3 | | 30 | 45 | | 35 | 25 |

DAM INFO Age 6 Weight 1450 Calving Interval 365 BWR 111 WWR 103 YWR 101

⚡GGP



72 919M R-PP 3/4 SM 5/32 AR 3/32 AN DOB: 3/1/2024 ASA# 4344683

| BW | 10/1 Wt. | Adj. 205 | WW Ratio | Adj. 365 | YW Ratio | Frame | CE Rating |
|----|----------|----------|----------|----------|----------|-------|-----------|
| 90 | 750 | 709 | 108 | 1253 | 106 | 6.3 | * |

GW MOVIN ON 183C IR IMPERIAL D948
 GW FIRE LINE 879J GW MISS IMPERIAL 376G
 KOCH MS NEBLUA 600D GW MISS PREDESTINED 407Y

| CE | BW | WW | YW | ADG | MCE | MILK | MWW | STAY | DOC | YG | MARB | BF | REA | API | TI |
|------|-----|----|-----|------|-----|------|-----|------|-----|-------|------|--------|------|-----|----|
| 18 | 1.2 | 88 | 145 | 0.35 | 9 | 23 | 67 | 19 | 14 | -0.30 | 0.53 | -0.072 | 0.71 | 162 | 92 |
| Rank | | 10 | 15 | 10 | 10 | 25 | 25 | 10 | 30 | 30 | 25 | 10 | 45 | 10 | 15 |

DAM INFO Age 5 Weight 1395 Calving Interval 370 BWR 102 WWR 104 YWR 111

⚡GGP



73 959M R-PP 5/8 SM 9/32 AR 3/32 AN DOB: 3/3/2024 ASA# 4344777

| BW | 10/1 Wt. | Adj. 205 | WW Ratio | Adj. 365 | YW Ratio | Frame | CE Rating |
|----|----------|----------|----------|----------|----------|-------|-----------|
| 87 | 735 | 707 | 108 | 1181 | 100 | 5.6 | ** |

GW MOVIN ON 183C
GW FIRE LINE 879J
KOCH MS NEBLUA 600D

GW MAJOR MOVE 590E
GW MISS MAJOR MOVE 401H
GW MISS BEEF MAKER 735C

| CE | BW | WW | YW | ADG | MCE | MILK | MWW | STAY | DOC | YG | MARB | BF | REA | API | TI |
|------|------|----|-----|------|-----|------|-----|------|-----|-------|------|--------|------|-----|----|
| 16 | -1.4 | 83 | 131 | 0.30 | 7 | 27 | 69 | 16 | 14 | -0.35 | 0.17 | -0.032 | 1.05 | 135 | 83 |
| Rank | 20 | 25 | 25 | 25 | 30 | 25 | 20 | 35 | 30 | 15 | | | 10 | 50 | 45 |

DAM INFO Age 4 Weight 1220 Calving Interval 372 BWR 97 WWR 108 YWR 100

GGP



Great cattle don't have to be great in one trait... they need to be good for all traits.

74 896M R-PP 5/8 SM 9/32 AR 3/32 AN DOB: 2/29/2024 ASA# 4344691

| BW | 10/1 Wt. | Adj. 205 | WW Ratio | Adj. 365 | YW Ratio | Frame | CE Rating |
|----|----------|----------|----------|----------|----------|-------|-----------|
| 80 | 745 | 695 | 106 | 1181 | 100 | 5.5 | *** |

GW MOVIN ON 183C
GW FIRE LINE 879J
KOCH MS NEBLUA 600D

WS BEEF MAKER R13
GW MISS BEEF MAKER 735C
GW MISS NEBULA 559T

| CE | BW | WW | YW | ADG | MCE | MILK | MWW | STAY | DOC | YG | MARB | BF | REA | API | TI |
|------|------|----|-----|------|-----|------|-----|------|-----|-------|------|--------|------|-----|----|
| 18 | -3.6 | 83 | 124 | 0.26 | 9 | 27 | 69 | 17 | 12 | -0.27 | 0.12 | -0.033 | 0.78 | 139 | 84 |
| Rank | 5 | 10 | 25 | 40 | 25 | 25 | 20 | 30 | | 35 | | | 35 | 45 | 40 |

DAM INFO Age 9 Weight 1390 Calving Interval 367 BWR 102 WWR 107 YWR 102

GGP



75 117M R-PP 5/8 SM 3/16 AN 3/16 AR DOB: 3/10/2024 ASA# 4344502

| BW | 10/1 Wt. | Adj. 205 | WW Ratio | Adj. 365 | YW Ratio | Frame | CE Rating |
|----|----------|----------|----------|----------|----------|-------|-----------|
| 85 | 695 | 685 | 105 | 1169 | 99 | 5.5 | * |

GW MOVIN ON 183C
GW HILGER ONE 454H
GW MISS YUKON JACK 913E

GW MAJOR MOVE 590E
GW MISS MAJOR MOVE 056H
GW MISS DIRECT DRIVE 028F

| CE | BW | WW | YW | ADG | MCE | MILK | MWW | STAY | DOC | YG | MARB | BF | REA | API | TI |
|------|-----|----|-----|------|-----|------|-----|------|-----|-------|------|--------|------|-----|----|
| 12 | 0.6 | 93 | 146 | 0.33 | 5 | 25 | 71 | 17 | 17 | -0.19 | 0.28 | -0.027 | 0.79 | 137 | 88 |
| Rank | | 10 | 10 | 15 | | 45 | 15 | 30 | 10 | | | | 35 | 45 | 30 |

DAM INFO Age 4 Weight 1275 Calving Interval 374 BWR 93 WWR 98 YWR 98

GGP



76 931M BB-PP 5/8 SM 1/4 AR 1/8 AN DOB: 3/2/2024 ASA# 4344625

| BW | 10/1 Wt. | Adj. 205 | WW Ratio | Adj. 365 | YW Ratio | Frame | CE Rating |
|----|----------|----------|----------|----------|----------|-------|-----------|
| 91 | 815 | 763 | 117 | 1297 | 110 | 6.0 | * |

BIEBER CL ATOMIC C218
GW WARHEAD 210J
GW MISS BEACON 462G

TFS DUE NORTH 2659Z
GW MISS DUE NORTH 734E
GW MISS PREDOMINATE 804C

| CE | BW | WW | YW | ADG | MCE | MILK | MWW | STAY | DOC | YG | MARB | BF | REA | API | TI |
|------|-----|----|-----|------|-----|------|-----|------|-----|-------|------|-------|------|-----|----|
| 12 | 0.8 | 96 | 152 | 0.35 | 8 | 31 | 79 | 17 | 16 | -0.06 | 0.35 | 0.008 | 0.64 | 142 | 91 |
| Rank | | 4 | 4 | 10 | 40 | 10 | 2 | 25 | 20 | | | | | 40 | 20 |

DAM INFO Age 7 Weight 1520 Calving Interval 365 BWR 97 WWR 106 YWR 105

GGP



Lot 76

77 648M BB-PP 1/2 SM 7/16 AR 1/16 AN DOB: 2/20/2024 ASA# 4340884

| BW | 10/1 Wt. | Adj. 205 | WW Ratio | Adj. 365 | YW Ratio | Frame | CE Rating |
|----|----------|----------|----------|----------|----------|-------|-----------|
| 86 | 730 | 720 | 111 | 1190 | 104 | 6.1 | ** |

BIEBER CL ATOMIC C218
GW WARHEAD 210J
GW MISS BEACON 462G

GW DEADWOOD 079G
GW MISS DEADWOOD 315K
GW MISS RED ROCK 046H

| CE | BW | WW | YW | ADG | MCE | MILK | MWW | STAY | DOC | YG | MARB | BF | REA | API | TI |
|------|------|----|-----|------|-----|------|-----|------|-----|-------|------|--------|------|-----|----|
| 13 | -0.2 | 87 | 130 | 0.27 | 9 | 31 | 75 | 19 | 15 | -0.02 | 0.58 | -0.009 | 0.29 | 157 | 93 |
| Rank | 45 | 45 | 15 | 25 | 50 | 25 | 10 | 10 | 25 | | 20 | | | 15 | 15 |

DAM INFO Age 2 Weight 1145 Calving Interval BWR 111 WWR 111 YWR 104

GGP DDC



78 791M BB-DP 1/2 SM 1/4 AN 1/4 AR DOB: 2/25/2024 ASA# 4344852

| BW | 10/1 Wt. | Adj. 205 | WW Ratio | Adj. 365 | YW Ratio | Frame | CE Rating |
|-----|----------|----------|----------|----------|----------|-------|-----------|
| 108 | 810 | 742 | 113 | 1447 | 123 | 6.4 | * |

BIEBER CL ATOMIC C218
GW WARHEAD 210J
GW MISS BEACON 462G

MMF B0 R1
GW MISS B0 323Y
2371

| CE | BW | WW | YW | ADG | MCE | MILK | MWW | STAY | DOC | YG | MARB | BF | REA | API | TI |
|------|-----|-----|-----|------|-----|------|-----|------|-----|-------|------|--------|------|-----|----|
| 8 | 4.0 | 104 | 168 | 0.40 | 4 | 27 | 79 | 15 | 12 | -0.15 | 0.12 | -0.037 | 0.79 | 119 | 86 |
| Rank | | 1 | 1 | 2 | | 30 | 2 | 50 | | | | | 35 | | 35 |

DAM INFO Age 13 Weight 1480 Calving Interval 367 BWR 103 WWR 101 YWR 104

GGP



It's not just a bull or a breed - it's a program.

79 487M HB-PP 1/2 SM 3/8 AR 1/8 AN DOB: 2/14/2024 ASA# 4340913

| BW | 10/1 Wt. | Adj. 205 | WW Ratio | Adj. 365 | YW Ratio | Frame | CE Rating |
|----|----------|----------|----------|----------|----------|-------|-----------|
| 85 | 700 | 678 | 104 | 1138 | 99 | 5.0 | ** |

BIEBER CL ATOMIC C218
GW WARHEAD 210J
GW MISS BEACON 462G

GW COPPERHEAD 919G
GW MISS COPPERHEAD 425K
GW MISS CARRY ON 586C

| CE | BW | WW | YW | ADG | MCE | MILK | MWW | STAY | DOC | YG | MARB | BF | REA | API | TI |
|------|------|----|-----|------|-----|------|-----|------|-----|-------|------|--------|------|-----|----|
| 12 | -1.4 | 91 | 144 | 0.33 | 7 | 27 | 73 | 17 | 16 | -0.12 | 0.42 | -0.015 | 0.68 | 148 | 93 |
| Rank | 25 | 10 | 10 | 15 | 50 | 30 | 10 | 25 | 15 | | 45 | | 50 | 30 | 15 |

DAM INFO Age 2 Weight 1120 Calving Interval BWR 110 WWR 104 YWR 99

GGP



81 872M BB-PP 3/4 SM 3/16 AN 1/16 AR DOB: 2/28/2024 ASA# 4344834

| BW | 10/1 Wt. | Adj. 205 | WW Ratio | Adj. 365 | YW Ratio | Frame | CE Rating |
|----|----------|----------|----------|----------|----------|-------|-----------|
| 86 | 720 | 674 | 103 | 1261 | 107 | 6.5 | *** |

GIBBS 7382E BROAD RANGE
GIBBS 9114G ESSENTIAL
GIBBS 7153E STAR 3136A

GW CARRY ON 20219
GW MISS CARRY ON 527B
GW MISS PREDESTINED 109Y

| CE | BW | WW | YW | ADG | MCE | MILK | MWW | STAY | DOC | YG | MARB | BF | REA | API | TI |
|------|------|----|-----|------|-----|------|-----|------|-----|-------|------|--------|------|-----|----|
| 15 | -1.6 | 88 | 147 | 0.36 | 8 | 28 | 72 | 18 | 15 | -0.23 | 0.48 | -0.023 | 0.92 | 159 | 94 |
| Rank | 25 | 25 | 15 | 10 | 35 | 20 | 15 | 15 | 20 | 50 | 35 | | 15 | 15 | 10 |

DAM INFO Age 10 Weight 1595 Calving Interval 368 BWR 100 WWR 104 YWR 106

GGP DDC



83 524M BB-PP 5/8 SM 3/8 AN DOB: 2/16/2024 ASA# 4344592

| BW | 10/1 Wt. | Adj. 205 | WW Ratio | Adj. 365 | YW Ratio | Frame | CE Rating |
|----|----------|----------|----------|----------|----------|-------|-----------|
| 78 | 745 | 670 | 102 | 1248 | 106 | 5.4 | *** |

BAR CK PENDLETON 7028
GW HIGH BALL 102H
GW MISS GPRD 341Z

TJ HIGH BET 236X
GW MISS HIGH BET 432B
GW MISS MOON X06

| CE | BW | WW | YW | ADG | MCE | MILK | MWW | STAY | DOC | YG | MARB | BF | REA | API | TI |
|------|------|----|-----|------|-----|------|-----|------|-----|-------|------|--------|------|-----|----|
| 16 | -2.0 | 78 | 118 | 0.25 | 10 | 23 | 62 | 18 | 13 | -0.10 | 0.70 | -0.017 | 0.52 | 164 | 92 |
| Rank | 20 | 20 | 40 | 50 | 10 | | 50 | 20 | 40 | | 10 | | 10 | 10 | 15 |

DAM INFO Age 10 Weight 1355 Calving Interval 365 BWR 94 WWR 103 YWR 104

GGP



80 982M BB-PP PB SM DOB: 3/4/2024 ASA# 4344604

| BW | 10/1 Wt. | Adj. 205 | WW Ratio | Adj. 365 | YW Ratio | Frame | CE Rating |
|----|----------|----------|----------|----------|----------|-------|-----------|
| 84 | 770 | 737 | 113 | 1376 | 117 | 6.8 | ** |

GIBBS 7382E BROAD RANGE
GIBBS 9114G ESSENTIAL
GIBBS 7153E STAR 3136A

GW END ZONE 135B
GW MISS END ZONE 806D
GW MISS LUCKY CHARM 551U

| CE | BW | WW | YW | ADG | MCE | MILK | MWW | STAY | DOC | YG | MARB | BF | REA | API | TI |
|------|------|----|-----|------|-----|------|-----|------|-----|-------|------|--------|------|-----|-----|
| 12 | -0.6 | 94 | 162 | 0.42 | 6 | 33 | 80 | 19 | 17 | -0.27 | 0.43 | -0.026 | 1.25 | 168 | 101 |
| Rank | 40 | 20 | 10 | 2 | 1 | 2 | 2 | 15 | 5 | | 15 | | 3 | 10 | 3 |

DAM INFO Age 8 Weight 1410 Calving Interval 368 BWR 102 WWR 105 YWR 109

GGP



82 653M BB-PP 5/8 SM 3/8 AN DOB: 2/21/2024 ASA# 4344579

| BW | 10/1 Wt. | Adj. 205 | WW Ratio | Adj. 365 | YW Ratio | Frame | CE Rating |
|----|----------|----------|----------|----------|----------|-------|-----------|
| 83 | 760 | 692 | 106 | 1209 | 103 | 5.6 | ** |

BAR CK PENDLETON 7028
GW HIGH BALL 102H
GW MISS GPRD 341Z

GW BAR CK BREAKOUT 667Z
GW MISS BREAKOUT 652C
GW MISS BLUE MOON 031X

| CE | BW | WW | YW | ADG | MCE | MILK | MWW | STAY | DOC | YG | MARB | BF | REA | API | TI |
|------|------|----|-----|------|-----|------|-----|------|-----|-------|------|--------|------|-----|----|
| 13 | -1.2 | 78 | 123 | 0.28 | 9 | 24 | 63 | 18 | 12 | -0.21 | 0.79 | -0.039 | 0.74 | 167 | 94 |
| Rank | 45 | 30 | 45 | 40 | 40 | 25 | 50 | 20 | | | 10 | | 40 | 10 | 10 |

DAM INFO Age 9 Weight 1520 Calving Interval 367 BWR 97 WWR 103 YWR 104

GGP



84 186M BB-PP 3/4 SM 1/4 AN DOB: 3/19/2024 ASA# 4341018

| BW | 10/1 Wt. | Adj. 205 | WW Ratio | Adj. 365 | YW Ratio | Frame | CE Rating |
|----|----------|----------|----------|----------|----------|-------|-----------|
| 92 | 725 | 803 | | 1257 | | 5.6 | * |

BAR CK PENDLETON 7028
GW HIGH BALL 102H
GW MISS GPRD 341Z

HOOK'S BEACON 56B
GW MISS BEACON 868K
GW MISS G. CHANGER 437A

| CE | BW | WW | YW | ADG | MCE | MILK | MWW | STAY | DOC | YG | MARB | BF | REA | API | TI |
|------|-----|----|-----|------|-----|------|-----|------|-----|-------|------|--------|------|-----|-----|
| 11 | 1.9 | 96 | 146 | 0.31 | 7 | 18 | 66 | 15 | 12 | -0.21 | 0.86 | -0.036 | 0.98 | 162 | 102 |
| Rank | | 4 | 10 | 25 | 50 | | 35 | | | | 4 | | 10 | 10 | 2 |

DAM INFO Age 2 Weight 960 Calving Interval BWR 120 WWR YWR

GGP



85 482M HB-PP 5/8 SM 11/32 AN 1/32 AR DOB: 2/14/2024 ASA# 4344722

| BW | 10/1 Wt. | Adj. 205 | WW Ratio | Adj. 365 | YW Ratio | Frame | CE Rating |
|----|----------|----------|----------|----------|----------|-------|-----------|
| 90 | 765 | 674 | 103 | 1139 | 97 | 5.5 | *** |

GIBBS 9114G ESSENTIAL
JC MR MOST WANTED 682K
JC AY MS FORCE 682D

GW MOVIN ON 183C
GW MISS MOVIN ON 101F
GW MISS QUARTER 140W

| CE | BW | WW | YW | ADG | MCE | MILK | MWW | STAY | DOC | YG | MARB | BF | REA | API | TI |
|------|------|----|-----|------|-----|------|-----|------|-----|-------|------|--------|------|-----|----|
| 16 | -0.9 | 74 | 116 | 0.26 | 8 | 25 | 62 | 17 | 16 | -0.20 | 0.47 | -0.026 | 1.01 | 147 | 83 |
| Rank | 20 | 35 | | | 35 | 45 | | 30 | 10 | | 35 | | 10 | 30 | 45 |

DAM INFO Age 6 Weight 1535 Calving Interval 363 BWR 98 WWR 97 YWR 97

GGP



Lot 85

86 911M BB-PP 5/8 SM 3/8 AN DOB: 2/29/2024 ASA# 4344736

| BW | 10/1 Wt. | Adj. 205 | WW Ratio | Adj. 365 | YW Ratio | Frame | CE Rating |
|----|----------|----------|----------|----------|----------|-------|-----------|
| 81 | 735 | 699 | 107 | 1324 | 112 | 5.5 | *** |

GIBBS 9114G ESSENTIAL
JC MR MOST WANTED 682K
JC AY MS FORCE 682D

GW PREDOMINATE 848A
GW MISS PREDOMINATE 031D
GW MISS PREDESTINED 282A

| CE | BW | WW | YW | ADG | MCE | MILK | MWW | STAY | DOC | YG | MARB | BF | REA | API | TI |
|------|------|----|-----|------|-----|------|-----|------|-----|-------|------|--------|------|-----|----|
| 14 | -1.3 | 88 | 144 | 0.35 | 7 | 26 | 69 | 16 | 15 | -0.06 | 0.53 | -0.004 | 0.73 | 153 | 93 |
| Rank | 35 | 30 | 15 | 10 | 10 | 45 | 40 | 20 | 40 | 20 | | 25 | 45 | 20 | 15 |

DAM INFO Age 8 Weight 1465 Calving Interval 367 BWR 101 WWR 102 YWR 100

GGP



86 809M HB-PP PB SM DOB: 2/26/2024 ASA# 4344703

| BW | 10/1 Wt. | Adj. 205 | WW Ratio | Adj. 365 | YW Ratio | Frame | CE Rating |
|-----|----------|----------|----------|----------|----------|-------|-----------|
| 100 | 735 | 687 | 105 | 1184 | 100 | 5.7 | * |

GIBBS 9114G ESSENTIAL
JC MR MOST WANTED 682K
JC AY MS FORCE 682D

GW SIREN 608F
GW MISS SIREN 379H
GW MISS PD 770Y 690B

| CE | BW | WW | YW | ADG | MCE | MILK | MWW | STAY | DOC | YG | MARB | BF | REA | API | TI |
|------|-----|----|-----|------|-----|------|-----|------|-----|-------|------|--------|------|-----|----|
| 8 | 2.0 | 82 | 127 | 0.28 | 5 | 26 | 66 | 25 | 17 | -0.32 | 0.33 | -0.045 | 1.21 | 158 | 85 |
| Rank | | 35 | 30 | 30 | | 30 | 30 | 1 | 4 | | 25 | | 4 | 15 | 35 |

DAM INFO Age 4 Weight 1200 Calving Interval 371 BWR 116 WWR 105 YWR 109

GGP



87 052M BB-PP 5/8 SM 3/8 AN DOB: 3/7/2024 ASA# 4344725

| BW | 10/1 Wt. | Adj. 205 | WW Ratio | Adj. 365 | YW Ratio | Frame | CE Rating |
|----|----------|----------|----------|----------|----------|-------|-----------|
| 85 | 700 | 671 | 103 | 1237 | 105 | 5.9 | *** |

GIBBS 9114G ESSENTIAL
JC MR MOST WANTED 682K
JC AY MS FORCE 682D

GW PREDOMINATE 848A
GW MISS PREDOMINATE 831F
GW MISS SPECIAL OP 737D

| CE | BW | WW | YW | ADG | MCE | MILK | MWW | STAY | DOC | YG | MARB | BF | REA | API | TI |
|------|------|----|-----|------|-----|------|-----|------|-----|-------|------|--------|------|-----|----|
| 16 | -1.8 | 79 | 127 | 0.30 | 9 | 23 | 63 | 16 | 15 | -0.17 | 0.69 | -0.016 | 0.80 | 162 | 93 |
| Rank | 20 | 20 | 40 | 30 | 30 | 15 | 50 | 40 | 20 | | 15 | | 30 | 15 | 15 |

DAM INFO Age 6 Weight 1405 Calving Interval 369 BWR 106 WWR 95 YWR 98

GGP



88 013M BB-HP 5/8 SM 3/8 AN DOB: 3/5/2024 ASA# 4344731

| BW | 10/1 Wt. | Adj. 205 | WW Ratio | Adj. 365 | YW Ratio | Frame | CE Rating |
|----|----------|----------|----------|----------|----------|-------|-----------|
| 85 | 720 | 685 | 105 | 1231 | 104 | 5.9 | * |

GIBBS 9114G ESSENTIAL
JC MR MOST WANTED 682K
JC AY MS FORCE 682D

GW BAR CK BREAKOUT 667Z
GW MISS BREAKOUT 118E
GW MISS LC 182 064X

| CE | BW | WW | YW | ADG | MCE | MILK | MWW | STAY | DOC | YG | MARB | BF | REA | API | TI |
|------|------|----|-----|------|-----|------|-----|------|-----|-------|------|--------|------|-----|----|
| 16 | -0.1 | 76 | 122 | 0.29 | 8 | 30 | 67 | 22 | 18 | -0.23 | 0.48 | -0.035 | 1.05 | 158 | 85 |
| Rank | 20 | 50 | 50 | 45 | 35 | 40 | 15 | 25 | 2 | 5 | 50 | 35 | 10 | 15 | 40 |

DAM INFO Age 7 Weight 1505 Calving Interval 368 BWR 100 WWR 103 YWR 101

GGP



89 900M BB-PP 5/8 SM 1/4 AN 1/8 AR DOB: 2/29/2024 ASA# 4344376

| BW | 10/1 Wt. | Adj. 205 | WW Ratio | Adj. 365 | YW Ratio | Frame | CE Rating |
|----|----------|----------|----------|----------|----------|-------|-----------|
| 75 | 685 | 640 | 98 | 1234 | 105 | 5.0 | *** |

GW MOVIN ON 183C TFS DUE NORTH 2659Z
 GW SPARKY 369E GW MISS DUE NORTH 168G
 GW MISS CONQUEST 538C GW MISS PARAMOUNT 317A

| CE | BW | WW | YW | ADG | MCE | MILK | MWW | STAY | DOC | YG | MARB | BF | REA | API | TI |
|------|------|----|-----|------|-----|------|-----|------|-----|-------|------|--------|------|-----|----|
| 17 | -2.3 | 90 | 146 | 0.35 | 9 | 24 | 69 | 13 | 21 | -0.21 | 0.19 | -0.038 | 0.72 | 137 | 88 |
| Rank | 10 | 15 | 10 | 10 | 20 | 50 | 20 | | 1 | | | | 45 | 45 | 25 |

DAM INFO Age 5 Weight 1625 Calving Interval 363 BWR 104 WWR 101 YWR 105

GGP



90 638M BB-PP 5/8 SM 1/4 AN 1/8 AR DOB: 2/20/2024 ASA# 4344390

| BW | 10/1 Wt. | Adj. 205 | WW Ratio | Adj. 365 | YW Ratio | Frame | CE Rating |
|----|----------|----------|----------|----------|----------|-------|-----------|
| 95 | 730 | 664 | 102 | 1190 | 101 | 5.4 | * |

GW MOVIN ON 183C GW BAR CK BREAKOUT 667Z
 GW SPARKY 369E GW MISS BREAKOUT 579B
 GW MISS CONQUEST 538C GW MISS MOON 906W

| CE | BW | WW | YW | ADG | MCE | MILK | MWW | STAY | DOC | YG | MARB | BF | REA | API | TI |
|------|------|----|-----|------|-----|------|-----|------|-----|-------|------|--------|------|-----|----|
| 12 | -0.1 | 78 | 131 | 0.33 | 6 | 28 | 67 | 13 | 16 | -0.25 | 0.54 | -0.052 | 0.61 | 141 | 87 |
| Rank | 50 | 40 | 25 | 15 | | 20 | 30 | | 15 | 45 | 25 | 30 | | 40 | 30 |

DAM INFO Age 10 Weight 1740 Calving Interval 366 BWR 105 WWR 104 YWR 102

GGP



91 765M BB-PP 5/8 SM 1/4 AN 1/8 AR DOB: 2/24/2024 ASA# 4344385

| BW | 10/1 Wt. | Adj. 205 | WW Ratio | Adj. 365 | YW Ratio | Frame | CE Rating |
|----|----------|----------|----------|----------|----------|-------|-----------|
| 66 | 765 | 696 | 106 | 1201 | 102 | 5.9 | *** |

GW MOVIN ON 183C GW BAR CK BREAKOUT 667Z
 GW SPARKY 369E GW MISS BREAKOUT 867E
 GW MISS CONQUEST 538C GW MISS PREMIUM BEEF 723

| CE | BW | WW | YW | ADG | MCE | MILK | MWW | STAY | DOC | YG | MARB | BF | REA | API | TI |
|------|------|----|-----|------|-----|------|-----|------|-----|-------|------|--------|------|-----|----|
| 19 | -5.0 | 66 | 102 | 0.23 | 11 | 31 | 64 | 18 | 14 | -0.12 | 0.43 | -0.026 | 0.16 | 156 | 83 |
| Rank | 4 | 2 | | | 10 | 10 | 45 | 15 | 35 | | 40 | | | 20 | 45 |

DAM INFO Age 7 Weight 1390 Calving Interval 362 BWR 97 WWR 109 YWR 105

GGP



92 749M BB-PP 3/4 SM 7/32 AN 1/32 AR DOB: 2/24/2024 ASA# 4344696

| BW | 10/1 Wt. | Adj. 205 | WW Ratio | Adj. 365 | YW Ratio | Frame | CE Rating |
|----|----------|----------|----------|----------|----------|-------|-----------|
| 83 | 750 | 693 | 106 | 1299 | 110 | 5.9 | ** |

HOOK'S EAGLE 6E GW BREAKTHRU 045C
 IR/JLN BOOMER J425 GW MISS BREAKTHRU 435G
 KBHR IR/JLN ASTORIA G119 GW MISS DUE NORTH 834C

| CE | BW | WW | YW | ADG | MCE | MILK | MWW | STAY | DOC | YG | MARB | BF | REA | API | TI |
|------|------|----|-----|------|-----|------|-----|------|-----|-------|------|--------|------|-----|----|
| 15 | -0.1 | 90 | 151 | 0.38 | 8 | 22 | 67 | 14 | 13 | -0.33 | 0.59 | -0.033 | 1.14 | 154 | 96 |
| Rank | 30 | 50 | 10 | 5 | 3 | 40 | | 25 | | 45 | 20 | 20 | | 3 | 20 |

DAM INFO Age 5 Weight 1560 Calving Interval 366 BWR 102 WWR 94 YWR 99

GGP



93 831M BB-PP 3/4 SM 1/4 AN DOB: 2/26/2024 ASA# 4344694

| BW | 10/1 Wt. | Adj. 205 | WW Ratio | Adj. 365 | YW Ratio | Frame | CE Rating |
|----|----------|----------|----------|----------|----------|-------|-----------|
| 90 | 775 | 722 | 110 | 1378 | 117 | 5.5 | * |

HOOK'S EAGLE 6E TFS DUE NORTH 2659Z
 IR/JLN BOOMER J425 GW MISS DUE NORTH 983G
 KBHR IR/JLN ASTORIA G119 GW MISS PREDOMINATE 930E

| CE | BW | WW | YW | ADG | MCE | MILK | MWW | STAY | DOC | YG | MARB | BF | REA | API | TI |
|------|-----|----|-----|------|-----|------|-----|------|-----|-------|------|--------|------|-----|----|
| 14 | 0.6 | 94 | 158 | 0.40 | 7 | 27 | 74 | 10 | 17 | -0.28 | 0.42 | -0.029 | 1.29 | 137 | 94 |
| Rank | 40 | 5 | 2 | 2 | 45 | 25 | 10 | | 10 | 35 | 45 | | 1 | 45 | 10 |

DAM INFO Age 5 Weight 1330 Calving Interval 367 BWR 109 WWR 112 YWR 114

GGP



94 585M BB-HP 1/2 SM 7/16 AN 1/16 CS DOB: 2/18/2024 ASA# 4344759

| BW | 10/1 Wt. | Adj. 205 | WW Ratio | Adj. 365 | YW Ratio | Frame | CE Rating |
|----|----------|----------|----------|----------|----------|-------|-----------|
| 86 | 755 | 672 | 103 | 1138 | 97 | 5.8 | *** |

GW TRIPLE CROWN 018C TEX PLAYBOOK 5437
 GW TRIPLE DOUBLE 276K GW MISS PLAYBOOK 973F
 GW MISS DUE NORTH 323H GW MISS PREDESTINED 384Z

| CE | BW | WW | YW | ADG | MCE | MILK | MWW | STAY | DOC | YG | MARB | BF | REA | API | TI |
|------|------|----|-----|------|-----|------|-----|------|-----|-------|------|--------|------|-----|----|
| 14 | -1.7 | 81 | 132 | 0.32 | 9 | 26 | 67 | 12 | 17 | -0.21 | 0.77 | -0.033 | 0.81 | 157 | 96 |
| Rank | 40 | 25 | 35 | 25 | 20 | 25 | 40 | 30 | | 10 | | 10 | | 30 | 15 |

DAM INFO Age 6 Weight 1480 Calving Interval 365 BWR 97 WWR 101 YWR 104

GGP



95 663M BB-PP 5/8 SM 3/8 AN DOB: 2/21/2024 ASA# 4344771

| BW | 10/1 Wt. | Adj. 205 | WW Ratio | Adj. 365 | YW Ratio | Frame | CE Rating |
|----|----------|----------|----------|----------|----------|-------|-----------|
| 73 | 725 | 656 | 100 | 1183 | 100 | 5.6 | ** |

GW TRIPLE CROWN 018C GW ROOKIE 171Y
 GW TRIPLE DOUBLE 276K GW MISS ROOKIE 628D
 GW MISS DUE NORTH 323H GW MISS PARAMOUNT 414B

| CE | BW | WW | YW | ADG | MCE | MILK | MWW | STAY | DOC | YG | MARB | BF | REA | API | TI |
|------|------|----|-----|------|-----|------|-----|------|-----|-------|------|--------|------|-----|----|
| 17 | -3.3 | 79 | 124 | 0.28 | 10 | 22 | 61 | 13 | 18 | -0.19 | 0.59 | -0.033 | 0.75 | 155 | 92 |
| Rank | 10 | 10 | 40 | 40 | 10 | | | | 10 | | 20 | | 40 | 20 | 15 |

DAM INFO Age 8 Weight 1505 Calving Interval 368 BWR 95 WWR 100 YWR 101

GGP



96 613M HB-PP 5/8 SM 1/4 AN 1/8 AR DOB: 2/19/2024 ASA# 4340991

| BW | 10/1 Wt. | Adj. 205 | WW Ratio | Adj. 365 | YW Ratio | Frame | CE Rating |
|----|----------|----------|----------|----------|----------|-------|-----------|
| 83 | 665 | 663 | 102 | 1164 | 101 | 5.6 | *** |

GW TRIPLE CROWN 018C GW COPPERHEAD 919G
 GW THREE PEAT 331K GW MISS COPPERHEAD 760K
 GW MISS BREAKTHRU 099H GW MISS REDESTINED 970A

| CE | BW | WW | YW | ADG | MCE | MILK | MWW | STAY | DOC | YG | MARB | BF | REA | API | TI |
|------|------|----|-----|------|-----|------|-----|------|-----|-------|------|--------|------|-----|----|
| 14 | -2.5 | 79 | 127 | 0.30 | 9 | 22 | 61 | 14 | 19 | -0.22 | 0.86 | -0.062 | 0.55 | 166 | 98 |
| Rank | 40 | 15 | 40 | 30 | 30 | 25 | | | 2 | 50 | 4 | 20 | | 10 | 5 |

DAM INFO Age 2 Weight 1115 Calving Interval BWR 108 WWR 102 YWR 101

GGP



97 719M BB-PP 5/8 SM 3/8 AN DOB: 2/23/2024 ASA# 4344269

| BW | 10/1 Wt. | Adj. 205 | WW Ratio | Adj. 365 | YW Ratio | Frame | CE Rating |
|----|----------|----------|----------|----------|----------|-------|-----------|
| 81 | 710 | 685 | 106 | 1129 | 99 | 5.2 | ** |

GW TRIPLE CROWN 018C
GW THREE PEAT 331K
GW MISS BREAKTHRU 099H

TFS DUE NORTH 2659Z
GW MISS DUE NORTH 358J
GW MISS PARAMOUNT 573B

| CE | BW | WW | YW | ADG | MCE | MILK | MWW | STAY | DOC | YG | MARB | BF | REA | API | TI |
|------|------|----|-----|------|-----|------|-----|------|-----|-------|------|--------|------|-----|----|
| 16 | -0.7 | 76 | 114 | 0.23 | 9 | 21 | 59 | 14 | 20 | -0.27 | 0.77 | -0.052 | 0.85 | 158 | 92 |
| Rank | 15 | 35 | 50 | | 15 | | | | 2 | 35 | 10 | 30 | 25 | 15 | 15 |

DAM INFO Age 3 Weight 1230 Calving Interval 373 BWR 101 WWR 104 YWR 101

GGP



98 724M HB-PP 5/8 SM 1/4 AN 1/8 AR DOB: 2/23/2024 ASA# 4344791

| BW | 10/1 Wt. | Adj. 205 | WW Ratio | Adj. 365 | YW Ratio | Frame | CE Rating |
|----|----------|----------|----------|----------|----------|-------|-----------|
| 82 | 755 | 688 | 105 | 1092 | 93 | 5.2 | ** |

GW TRIPLE CROWN 018C
GW THREE PEAT 331K
GW MISS BREAKTHRU 099H

GW MAJOR MOVE 590E
GW MISS MAJOR MOVE 293G
GW MISS JULIAN 122X

| CE | BW | WW | YW | ADG | MCE | MILK | MWW | STAY | DOC | YG | MARB | BF | REA | API | TI |
|------|------|----|-----|------|-----|------|-----|------|-----|-------|------|--------|------|-----|----|
| 14 | -1.7 | 73 | 112 | 0.24 | 7 | 22 | 58 | 15 | 17 | -0.22 | 0.61 | -0.041 | 0.68 | 151 | 87 |
| Rank | 40 | 25 | | | 45 | | | 45 | 10 | 50 | 20 | 45 | 50 | 25 | 30 |

DAM INFO Age 5 Weight 1250 Calving Interval 366 BWR 98 WWR 97 YWR 91

GGP



99 024M BB-PP 5/8 SM 3/8 AN DOB: 3/5/2024 ASA# 4344531

| BW | 10/1 Wt. | Adj. 205 | WW Ratio | Adj. 365 | YW Ratio | Frame | CE Rating |
|----|----------|----------|----------|----------|----------|-------|-----------|
| 91 | 760 | 740 | 113 | 1235 | 105 | 5.4 | * |

BAR CK PENDLETON 7028
GW HIGH BALL 102H
GW MISS GPRD 341Z

TJ MARLBORO MAN 360A
GW MISS MARLBORO MAN 122H
GW MISS BREAKOUT 906F

| CE | BW | WW | YW | ADG | MCE | MILK | MWW | STAY | DOC | YG | MARB | BF | REA | API | TI |
|------|-----|----|-----|------|-----|------|-----|------|-----|-------|------|--------|------|-----|----|
| 13 | 0.1 | 80 | 122 | 0.26 | 10 | 22 | 62 | 20 | 11 | -0.20 | 0.66 | -0.035 | 0.66 | 161 | 90 |
| Rank | 50 | 50 | 35 | 40 | 15 | | | 4 | | | 15 | | | 15 | 20 |

DAM INFO Age 4 Weight 1175 Calving Interval 370 BWR 103 WWR 109 YWR 100

GGP



100 434M BB-PP 5/8 SM 3/8 AN DOB: 2/11/2024 ASA# 4340880

| BW | 10/1 Wt. | Adj. 205 | WW Ratio | Adj. 365 | YW Ratio | Frame | CE Rating |
|----|----------|----------|----------|----------|----------|-------|-----------|
| 96 | 760 | 732 | 112 | 1104 | 96 | 5.0 | * |

BAR CK PENDLETON 7028
GW HIGH BALL 102H
GW MISS GPRD 341Z

GW HAWKEYE 805H
GW MISS HAWKEYE 300K
GW MISS JACKPOT 542H

| CE | BW | WW | YW | ADG | MCE | MILK | MWW | STAY | DOC | YG | MARB | BF | REA | API | TI |
|------|-----|----|-----|------|-----|------|-----|------|-----|-------|------|--------|------|-----|----|
| 11 | 0.8 | 92 | 144 | 0.33 | 9 | 21 | 67 | 14 | 13 | -0.17 | 0.73 | -0.033 | 0.77 | 155 | 98 |
| Rank | | 10 | 10 | 15 | 20 | | 30 | | 45 | | 10 | | 35 | 20 | 5 |

DAM INFO Age 2 Weight 1210 Calving Interval BWR 124 WWR 112 YWR 96

GGP



101 019M BB-PP 5/8 SM 1/4 AR 1/8 AN DOB: 3/5/2024 ASA# 4344547

| BW | 10/1 Wt. | Adj. 205 | WW Ratio | Adj. 365 | YW Ratio | Frame | CE Rating |
|----|----------|----------|----------|----------|----------|-------|-----------|
| 81 | 695 | 650 | 99 | 1204 | 102 | 5.4 | ** |

BAR CK PENDLETON 7028
GW HIGH BALL 102H
GW MISS GPRD 341Z

5L ADVANTAGE 560-108B
GW MISS ADVANTAGE 029F
GW MISS YUKON 580B

| CE | BW | WW | YW | ADG | MCE | MILK | MWW | STAY | DOC | YG | MARB | BF | REA | API | TI |
|------|------|----|-----|------|-----|------|-----|------|-----|-------|------|--------|------|-----|-----|
| 13 | -0.8 | 89 | 141 | 0.33 | 9 | 17 | 61 | 16 | 10 | -0.18 | 0.83 | -0.044 | 0.58 | 168 | 100 |
| Rank | 45 | 35 | 15 | 15 | 25 | | | 40 | | | 5 | 45 | | 10 | 3 |

DAM INFO Age 6 Weight 1370 Calving Interval 366 BWR 97 WWR 94 YWR 97

GGP



102 527M BB-PP 5/8 SM 3/8 AN DOB: 2/16/2024 ASA# 4344593

| BW | 10/1 Wt. | Adj. 205 | WW Ratio | Adj. 365 | YW Ratio | Frame | CE Rating |
|----|----------|----------|----------|----------|----------|-------|-----------|
| 91 | 730 | 658 | 101 | 1166 | 99 | 5.4 | * |

BAR CK PENDLETON 7028
GW HIGH BALL 102H
GW MISS GPRD 341Z

TJ HIGH BET 236X
GW MISS GPRD 456B
GW MISS PREM BEEF 506X

| CE | BW | WW | YW | ADG | MCE | MILK | MWW | STAY | DOC | YG | MARB | BF | REA | API | TI |
|------|-----|----|-----|------|-----|------|-----|------|-----|-------|------|--------|------|-----|----|
| 11 | 1.5 | 94 | 146 | 0.33 | 6 | 18 | 65 | 13 | 13 | -0.16 | 0.48 | -0.038 | 0.80 | 138 | 91 |
| Rank | | 5 | 10 | 15 | | | 35 | | 45 | | 35 | | 30 | 45 | 20 |

DAM INFO Age 10 Weight 1495 Calving Interval 363 BWR 95 WWR 98 YWR 102

GGP



Managing The Genetic Condition Developmental Duplication - DD

A new genetic condition, Developmental Duplication (DD) has been identified. When the gene associated with this condition is paired in a mating the results are either 1) no visual sign 2) calves can be born with multiple limbs (polymelia).

The difference between this defect and the others such as AM, NH, and OS, is that not all of the affected calves show any visible or functional signs of any condition. This is blamed on a phenomenon called incomplete penetrance. When animals have the genotype and do not display the phenotype, this is referred to as incomplete penetrance. The cause of incomplete penetrance in DD is unknown but is being researched aggressively.

If you buy a Gateway bull that is DDC and can prove he sired a multi-limbed calf, Gateway will buy the animal at the market price you receive for the rest of your calves. We are confident with this policy as we are seeing very little occurrence of these multi-limbed calves.

There are a number of bulls selling that carry the DD gene and will be identified in the catalog. You will be able to see the herd sires that carry the DD gene underneath the sire's footnote in the herd bull section. If you have retained heifers from sons of these bulls in the past or plan on retaining heifers from the bulls you purchase, you may want to only buy DDF bulls.

With there being more genetic defects popping up all the time, it looks more realistic to manage these conditions rather than trying to eliminate all these conditions from your herd. There is no need to throw away good genetics in your herd when you can just manage them in the future.

103 623M BB-HP 5/8 SM 3/8 AN DOB: 2/20/2024 ASA# 4344830

| BW | 10/1 Wt. | Adj. 205 | WW Ratio | Adj. 365 | YW Ratio | Frame | CE Rating |
|----|----------|----------|----------|----------|----------|-------|-----------|
| 90 | 675 | 617 | 94 | 1155 | 98 | 5.4 | ** |

BAR CK PENDLETON 7028
GW HIGH BALL 102H
GW MISS GPRD 341Z

GW ROOKIE 171Y
GW MISS ROOKIE 568A
GW MISS ACE 527W

| CE | BW | WW | YW | ADG | MCE | MILK | MWW | STAY | DOC | YG | MARB | BF | REA | API | TI |
|------|-----|----|-----|------|-----|------|-----|------|-----|-------|------|--------|------|-----|----|
| 13 | 0.0 | 81 | 131 | 0.31 | 9 | 18 | 59 | 17 | 11 | -0.15 | 0.57 | -0.041 | 0.56 | 153 | 88 |
| Rank | 45 | 50 | 35 | 25 | 25 | | | 25 | | | 25 | 45 | | 20 | 25 |

DAM INFO Age 11 Weight 1445 Calving Interval 366 BWR 100 WWR 102 YWR 103

✂GGP



104 634M HB-PP 5/8 SM 1/4 AN 1/8 AR DOB: 2/20/2024 ASA# 4344539

| BW | 10/1 Wt. | Adj. 205 | WW Ratio | Adj. 365 | YW Ratio | Frame | CE Rating |
|----|----------|----------|----------|----------|----------|-------|-----------|
| 82 | 755 | 682 | 104 | 1177 | 100 | 6.1 | *** |

BAR CK PENDLETON 7028
GW HIGH BALL 102H
GW MISS GPRD 341Z

GW SPARKY 369E
GW MISS SPARKY 592G
GW MISS CARRY ON 555C

| CE | BW | WW | YW | ADG | MCE | MILK | MWW | STAY | DOC | YG | MARB | BF | REA | API | TI |
|------|------|----|-----|------|-----|------|-----|------|-----|-------|------|-------|------|-----|----|
| 15 | -2.1 | 78 | 122 | 0.28 | 9 | 22 | 61 | 16 | 13 | -0.02 | 0.63 | 0.012 | 0.61 | 156 | 90 |
| Rank | 25 | 20 | 45 | 40 | 40 | 20 | | 45 | 40 | | 15 | | | 20 | 20 |

DAM INFO Age 5 Weight 1425 Calving Interval 367 BWR 92 WWR 102 YWR 98

✂GGP



105 657M BB-PP 1/2 SM 3/8 AN 1/8 CS DOB: 2/21/2024 ASA# 4344568

| BW | 10/1 Wt. | Adj. 205 | WW Ratio | Adj. 365 | YW Ratio | Frame | CE Rating |
|----|----------|----------|----------|----------|----------|-------|-----------|
| 92 | 745 | 675 | 103 | 1142 | 97 | 5.9 | * |

BAR CK PENDLETON 7028
GW HIGH BALL 102H
GW MISS GPRD 341Z

GW SPECIAL OP 198B
GW MISS SPECIAL OP 644D
GW MISS PREM BEEF 471A

| CE | BW | WW | YW | ADG | MCE | MILK | MWW | STAY | DOC | YG | MARB | BF | REA | API | TI |
|------|------|----|-----|------|-----|------|-----|------|-----|-------|------|--------|------|-----|----|
| 13 | -1.0 | 73 | 106 | 0.21 | 9 | 18 | 55 | 14 | 13 | -0.15 | 0.69 | -0.028 | 0.71 | 149 | 87 |
| Rank | 45 | 35 | | | 20 | | | | 45 | | 15 | | 45 | 30 | 30 |

DAM INFO Age 8 Weight 1740 Calving Interval 366 BWR 107 WWR 108 YWR 103

✂GGP



106 664M BB-PP 5/8 SM 3/8 AN DOB: 2/21/2024 ASA# 4344570

| BW | 10/1 Wt. | Adj. 205 | WW Ratio | Adj. 365 | YW Ratio | Frame | CE Rating |
|----|----------|----------|----------|----------|----------|-------|-----------|
| 74 | 725 | 656 | 100 | 1173 | 100 | 5.1 | ** |

BAR CK PENDLETON 7028
GW HIGH BALL 102H
GW MISS GPRD 341Z

GW GOLDEN EAGLE 015B
GW MISS GOLDEN EAGL 782D
GW MISS ROOKIE 476A

| CE | BW | WW | YW | ADG | MCE | MILK | MWW | STAY | DOC | YG | MARB | BF | REA | API | TI |
|------|------|----|-----|------|-----|------|-----|------|-----|-------|------|--------|------|-----|----|
| 19 | -3.1 | 73 | 124 | 0.32 | 12 | 20 | 56 | 19 | 16 | -0.17 | 0.78 | -0.022 | 0.64 | 178 | 94 |
| Rank | 4 | 10 | 40 | 20 | 3 | | | 15 | 15 | | 10 | | | 3 | 15 |

DAM INFO Age 8 Weight 1435 Calving Interval 367 BWR 89 WWR 100 YWR 99

✂GGP



107 676M BB-PP 5/8 SM 3/8 AN DOB: 2/21/2024 ASA# 4344552

| BW | 10/1 Wt. | Adj. 205 | WW Ratio | Adj. 365 | YW Ratio | Frame | CE Rating |
|----|----------|----------|----------|----------|----------|-------|-----------|
| 80 | 700 | 634 | 97 | 1260 | 107 | 5.6 | ** |

BAR CK PENDLETON 7028
GW HIGH BALL 102H
GW MISS GPRD 341Z

GW QUANTUM LEAP 117B
GW MISS QUANTUM LEAP 179F
GW MISS BLUE MOON 441A

| CE | BW | WW | YW | ADG | MCE | MILK | MWW | STAY | DOC | YG | MARB | BF | REA | API | TI |
|------|------|----|-----|------|-----|------|-----|------|-----|-------|------|--------|------|-----|----|
| 13 | -1.5 | 77 | 115 | 0.24 | 10 | 19 | 58 | 20 | 13 | -0.28 | 0.62 | -0.019 | 1.12 | 161 | 89 |
| Rank | 40 | 25 | 50 | | 15 | | | 5 | 45 | 35 | 20 | | 3 | 15 | 25 |

DAM INFO Age 6 Weight 1515 Calving Interval 367 BWR 102 WWR 102 YWR 101

✂GGP



108 720M BB-PP 5/8 SM 3/8 AN DOB: 2/23/2024 ASA# 4344409

| BW | 10/1 Wt. | Adj. 205 | WW Ratio | Adj. 365 | YW Ratio | Frame | CE Rating |
|----|----------|----------|----------|----------|----------|-------|-----------|
| 86 | 670 | 611 | 93 | 1167 | 99 | 5.4 | * |

LEACHMAN PROPHET J030Z
SOUTHERN FORTUNE TELLER
GW MISS PREM BEEF 246Z

GW QUANTUM LEAP 117B
GW MISS QUANTUM LEAP 287F
GW MISS STEP OUT Z210

| CE | BW | WW | YW | ADG | MCE | MILK | MWW | STAY | DOC | YG | MARB | BF | REA | API | TI |
|------|------|----|-----|------|-----|------|-----|------|-----|-------|------|--------|------|-----|----|
| 12 | -2.0 | 77 | 129 | 0.33 | 7 | 23 | 61 | 14 | 11 | -0.30 | 0.72 | -0.044 | 1.13 | 156 | 93 |
| Rank | 20 | 45 | 30 | 15 | 45 | | | | | 30 | 10 | 45 | 3 | 20 | 15 |

DAM INFO Age 6 Weight 1515 Calving Interval 362 BWR 107 WWR 104 YWR 105

✂GGP



109 828M BB-PP 5/8 SM 3/8 AN DOB: 2/26/2024 ASA# 4344285

| BW | 10/1 Wt. | Adj. 205 | WW Ratio | Adj. 365 | YW Ratio | Frame | CE Rating |
|----|----------|----------|----------|----------|----------|-------|-----------|
| 87 | 670 | 656 | 101 | 1240 | 108 | 5.2 | ** |

LEACHMAN PROPHET J030Z
SOUTHERN FORTUNE TELLER
GW MISS PREM BEEF 246Z

GIBBS 7019E BRONCO
GW MISS BRONCO 849J
GW MISS ROOKIE 109D

| CE | BW | WW | YW | ADG | MCE | MILK | MWW | STAY | DOC | YG | MARB | BF | REA | API | TI |
|------|------|----|-----|------|-----|------|-----|------|-----|-------|------|--------|------|-----|----|
| 13 | -1.5 | 77 | 131 | 0.34 | 6 | 26 | 65 | 12 | 14 | -0.17 | 0.40 | -0.043 | 0.70 | 135 | 84 |
| Rank | 45 | 25 | 50 | 25 | 10 | 30 | 40 | | 30 | | 45 | 45 | 50 | 50 | 40 |

DAM INFO Age 3 Weight 1485 Calving Interval 375 BWR 109 WWR 101 YWR 108

✂GGP



110 540M BB-PP 1/2 SM 1/4 AN 1/4 AR DOB: 2/16/2024 ASA# 4344407

| BW | 10/1 Wt. | Adj. 205 | WW Ratio | Adj. 365 | YW Ratio | Frame | CE Rating |
|----|----------|----------|----------|----------|----------|-------|-----------|
| 81 | 775 | 679 | 104 | 1254 | 106 | 5.6 | ** |

LEACHMAN PROPHET J030Z
SOUTHERN FORTUNE TELLER
GW MISS PREM BEEF 246Z

5L ADVANTAGE 560-108B
GW MISS ADVANTAGE 104F
GW MISS GOLD DIGGER 582A

| CE | BW | WW | YW | ADG | MCE | MILK | MWW | STAY | DOC | YG | MARB | BF | REA | API | TI |
|------|------|----|-----|------|-----|------|-----|------|-----|-------|------|--------|------|-----|----|
| 13 | -1.4 | 80 | 127 | 0.29 | 5 | 28 | 68 | 17 | 19 | -0.16 | 0.80 | -0.041 | 0.46 | 166 | 96 |
| Rank | 50 | 25 | 35 | 30 | 35 | 20 | 25 | 30 | 3 | | 10 | 45 | | 10 | 10 |

DAM INFO Age 6 Weight 1180 Calving Interval 366 BWR 104 WWR 103 YWR 99

✂GGP



111 906M BB-PP 1/2 SM 1/2 AN DOB: 2/29/2024 ASA# 4344634

| BW | 10/1 Wt. | Adj. 205 | WW Ratio | Adj. 365 | YW Ratio | Frame | CE Rating |
|----|----------|----------|----------|----------|----------|-------|-----------|
| 90 | 690 | 662 | 101 | 1237 | 105 | 5.5 | ** |

HOOK'S FRONTLINE 40F
JC MR MOTOWN 636J
BROWN MS QUANAH 505B

GW JACKPOT 027C
GW MISS JACKPOT 530H
GW MISS DBL VISION 582B

| CE | BW | WW | YW | ADG | MCE | MILK | MWW | STAY | DOC | YG | MARB | BF | REA | API | TI |
|------|------|----|-----|------|-----|------|-----|------|-----|-------|------|--------|------|-----|----|
| 12 | -0.3 | 75 | 133 | 0.36 | 7 | 27 | 65 | 14 | 15 | -0.05 | 0.80 | -0.006 | 0.55 | 157 | 92 |
| Rank | 45 | 25 | 10 | 45 | 30 | 40 | | | 20 | | 10 | | | 15 | 15 |

DAM INFO Age 4 Weight 1510 Calving Interval 374 BWR 109 WWR 99 YWR 106

GGP



112 635M BB-PP 3/4 SM 1/4 AN DOB: 2/20/2024 ASA# 4344392

| BW | 10/1 Wt. | Adj. 205 | WW Ratio | Adj. 365 | YW Ratio | Frame | CE Rating |
|----|----------|----------|----------|----------|----------|-------|-----------|
| 83 | 755 | 701 | 107 | 1075 | 91 | 5.4 | *** |

G A R EARLY BIRD
BAR CK PENDLETON 7028
BAR CK MS 38K 3196A

HOOK'S BEACON 56B
GW MISS BEACON 580H
GW MISS BLUE MOON 518A

| CE | BW | WW | YW | ADG | MCE | MILK | MWW | STAY | DOC | YG | MARB | BF | REA | API | TI |
|------|------|----|-----|------|-----|------|-----|------|-----|-------|------|--------|------|-----|----|
| 16 | -1.9 | 74 | 117 | 0.27 | 10 | 25 | 63 | 11 | 14 | -0.33 | 0.98 | -0.061 | 0.75 | 167 | 98 |
| Rank | 20 | 20 | 50 | 50 | 10 | 40 | 50 | | 35 | 20 | 2 | 20 | 40 | 10 | 5 |

DAM INFO Age 4 Weight 1655 Calving Interval 366 BWR 107 WWR 105 YWR 97

GGP



113 947M BB-PP 5/8 SM 5/16 AN 1/16 AR DOB: 3/2/2024 ASA# 4344507

| BW | 10/1 Wt. | Adj. 205 | WW Ratio | Adj. 365 | YW Ratio | Frame | CE Rating |
|----|----------|----------|----------|----------|----------|-------|-----------|
| 76 | 730 | 699 | 107 | 1213 | 103 | 5.8 | *** |

CCR ABILENE 6018C
CCR WACO 4142G
CCR MS CATALYST 4142B

GW SPARKY 369E
GW MISS SPARKY 636H
GW MISS MARL MAN 548E

| CE | BW | WW | YW | ADG | MCE | MILK | MWW | STAY | DOC | YG | MARB | BF | REA | API | TI |
|------|------|----|-----|------|-----|------|-----|------|-----|-------|------|--------|------|-----|----|
| 16 | -0.6 | 83 | 133 | 0.31 | 10 | 22 | 64 | 14 | 14 | -0.20 | 0.60 | -0.041 | 0.60 | 153 | 92 |
| Rank | 15 | 40 | 25 | 20 | 10 | | 45 | | 30 | | 20 | 45 | | 20 | 15 |

DAM INFO Age 4 Weight 1480 Calving Interval 370 BWR 95 WWR 99 YWR 98

GGP



114 624M HB-PP 5/8 SM 1/4 AR 1/8 AN DOB: 2/20/2024 ASA# 4344817

| BW | 10/1 Wt. | Adj. 205 | WW Ratio | Adj. 365 | YW Ratio | Frame | CE Rating |
|----|----------|----------|----------|----------|----------|-------|-----------|
| 80 | 760 | 689 | 105 | 1154 | 98 | 5.4 | ** |

VGW DIRECT DRIVE 512
GW DEADWOOD 079G
GW MISS END ZONE 708D

S D S ALUMNI 115X
GW MISS ALUMNI 425B
GW MISS PREM BEEF 238Z

| CE | BW | WW | YW | ADG | MCE | MILK | MWW | STAY | DOC | YG | MARB | BF | REA | API | TI |
|------|-----|----|-----|------|-----|------|-----|------|-----|-------|------|--------|------|-----|----|
| 16 | 0.0 | 76 | 120 | 0.27 | 9 | 29 | 66 | 16 | 16 | -0.21 | 0.77 | -0.034 | 0.69 | 163 | 92 |
| Rank | 20 | 50 | 50 | 45 | 50 | 25 | 15 | 30 | 35 | 20 | 10 | | 50 | 10 | 15 |

DAM INFO Age 10 Weight 1550 Calving Interval 366 BWR 95 WWR 102 YWR 99

GGP



115 999M HB-PP 5/8 SM 9/32 AN 3/32 AR DOB: 3/5/2024 ASA# 4344429

| BW | 10/1 Wt. | Adj. 205 | WW Ratio | Adj. 365 | YW Ratio | Frame | CE Rating |
|----|----------|----------|----------|----------|----------|-------|-----------|
| 86 | 695 | 671 | 103 | 1185 | 101 | 5.6 | ** |

HOOK'S BEACON 56B
GW SIREN 608F
GW MISS GPRD 364Z

GW SPARKY 369E
GW MISS SPARKY 044H
GW MISS PLAYBOOK 004F

| CE | BW | WW | YW | ADG | MCE | MILK | MWW | STAY | DOC | YG | MARB | BF | REA | API | TI |
|------|-----|----|-----|------|-----|------|-----|------|-----|-------|------|--------|------|-----|----|
| 13 | 0.3 | 78 | 121 | 0.27 | 8 | 30 | 69 | 22 | 16 | -0.26 | 0.51 | -0.031 | 0.92 | 155 | 86 |
| Rank | 50 | 45 | 45 | 50 | 30 | 10 | 20 | 2 | 15 | 40 | 30 | | 15 | 20 | 35 |

DAM INFO Age 4 Weight 1155 Calving Interval 375 BWR 93 WWR 101 YWR 98

GGP



116 875M HB-PP 3/8 SM 7/16 AR 3/16 AN DOB: 2/28/2024 ASA# 4344378

| BW | 10/1 Wt. | Adj. 205 | WW Ratio | Adj. 365 | YW Ratio | Frame | CE Rating |
|----|----------|----------|----------|----------|----------|-------|-----------|
| 86 | 755 | 695 | 106 | 1070 | 91 | 5.7 | *** |

GW MOVIN ON 183C
GW SPARKY 369E
GW MISS CONQUEST 538C

5L ADVANTAGE 560-108B
GW MISS ADVANTAGE 009F
GW MISS CARRY ON 661B

| CE | BW | WW | YW | ADG | MCE | MILK | MWW | STAY | DOC | YG | MARB | BF | REA | API | TI |
|------|------|----|-----|------|-----|------|-----|------|-----|-------|------|--------|------|-----|----|
| 15 | -1.3 | 76 | 113 | 0.23 | 8 | 29 | 66 | 16 | 18 | -0.09 | 0.35 | -0.042 | 0.21 | 134 | 80 |
| Rank | 20 | 30 | 50 | | 40 | 20 | 30 | 45 | 4 | | | 45 | | 50 | |

DAM INFO Age 6 Weight 1270 Calving Interval 368 BWR 94 WWR 101 YWR 97

GGP



117 491M BB-HP 3/8 SM 11/32 AN 1/8 AR DOB: 2/14/2024 ASA# 4340905

| BW | 10/1 Wt. | Adj. 205 | WW Ratio | Adj. 365 | YW Ratio | Frame | CE Rating |
|----|----------|----------|----------|----------|----------|-------|-----------|
| 82 | 700 | 681 | 105 | 1122 | 98 | 5.0 | *** |


GW MOVIN ON 183C
GW SPARKY 369E
GW MISS CONQUEST 538C

CCR COMMANDER 5135F
GW MISS COMMANDER 391K
GW MISS BREAKOUT 747C

| CE | BW | WW | YW | ADG | MCE | MILK | MWW | STAY | DOC | YG | MARB | BF | REA | API | TI |
|------|------|----|-----|------|-----|------|-----|------|-----|-------|------|--------|------|-----|----|
| 16 | -3.1 | 75 | 118 | 0.27 | 9 | 28 | 65 | 19 | 18 | -0.22 | 0.59 | -0.056 | 0.36 | 160 | 88 |
| Rank | 15 | 10 | 50 | 50 | 20 | 20 | 35 | 10 | 10 | 50 | 20 | 30 | | 15 | 25 |

DAM INFO Age 2 Weight 1200 Calving Interval BWR 107 WWR 105 YWR 98

GGP



Kenny and Bret previewing bull sale on the beach. Dedicated!




118 020M BB-PP 5/8 SM 3/8 AN DOB: 3/5/2024 ASA# 4344233

| BW | 10/1 Wt. | Adj. 205 | WW Ratio | Adj. 365 | YW Ratio | Frame | CE Rating |
|----|----------|----------|----------|----------|----------|-------|-----------|
| 67 | 655 | 654 | 101 | 1237 | 108 | 5.4 | *** * |

BAR CK PENDLETON 7028 GW SPARKY 369E
 GW HIGH BALL 102H GW MISS SPARKY 636J
 GW MISS GPRD 341Z GW MISS PREDESTINED 288Y

| CE | BW | WW | YW | ADG | MCE | MILK | MWW | STAY | DOC | YG | MARB | BF | REA | API | TI |
|------|------|----|-----|------|-----|------|-----|------|-----|------|------|-------|------|-----|----|
| 18 | -3.9 | 75 | 124 | 0.31 | 12 | 18 | 56 | 19 | 13 | 0.03 | 0.93 | 0.013 | 0.45 | 186 | 98 |
| Rank | 10 | 5 | 35 | 25 | 3 | | | 10 | 50 | | 3 | | | 2 | 5 |

DAM INFO Age 3 Weight 1335 Calving Interval 386 BWR 93 WWR 100 YWR 103

⚡GGP  

119 603M BB-PP 5/8 SM 3/8 AN DOB: 2/19/2024 ASA# 4340951

| BW | 10/1 Wt. | Adj. 205 | WW Ratio | Adj. 365 | YW Ratio | Frame | CE Rating |
|----|----------|----------|----------|----------|----------|-------|-----------|
| 68 | 695 | 689 | 106 | 1182 | 103 | 4.9 | *** * |

BAR CK PENDLETON 7028 GW MOVIN ON 183C
 GW HIGH BALL 102H GW MISS MOVIN ON 572K
 GW MISS GPRD 341Z GW MISS MARLBOROMAN 830C

| CE | BW | WW | YW | ADG | MCE | MILK | MWW | STAY | DOC | YG | MARB | BF | REA | API | TI |
|------|------|----|-----|------|-----|------|-----|------|-----|------|------|-------|------|-----|-----|
| 18 | -4.2 | 78 | 122 | 0.28 | 11 | 22 | 61 | 16 | 15 | 0.00 | 0.95 | 0.003 | 0.48 | 182 | 101 |
| Rank | 5 | 4 | 45 | 40 | 4 | | | 35 | 20 | | 2 | | | 2 | 3 |

DAM INFO Age 2 Weight 1015 Calving Interval BWR 89 WWR 106 YWR 103

⚡GGP  



Lot 121

120 705M BB-PP 3/4 SM 1/4 AN DOB: 2/22/2024 ASA# 4344551

| BW | 10/1 Wt. | Adj. 205 | WW Ratio | Adj. 365 | YW Ratio | Frame | CE Rating |
|----|----------|----------|----------|----------|----------|-------|-----------|
| 78 | 735 | 676 | 103 | 1242 | 105 | 5.4 | *** * |

BAR CK PENDLETON 7028 HOOK'S BEACON 56B
 GW HIGH BALL 102H GW MISS BEACON 997F
 GW MISS GPRD 341Z GW MISS PREDESTINED 347Z

| CE | BW | WW | YW | ADG | MCE | MILK | MWW | STAY | DOC | YG | MARB | BF | REA | API | TI |
|------|------|----|-----|------|-----|------|-----|------|-----|-------|------|--------|------|-----|----|
| 16 | -1.0 | 81 | 130 | 0.31 | 10 | 19 | 60 | 20 | 13 | -0.17 | 0.75 | -0.001 | 0.88 | 175 | 95 |
| Rank | 15 | 35 | 30 | 25 | 10 | | | 4 | 40 | | 10 | | 20 | 4 | 10 |

DAM INFO Age 6 Weight 1360 Calving Interval 365 BWR 104 WWR 104 YWR 102

⚡GGP  

121 714M BB-PP 5/8 SM 1/4 AN 1/8 AR DOB: 2/23/2024 ASA# 4344327

| BW | 10/1 Wt. | Adj. 205 | WW Ratio | Adj. 365 | YW Ratio | Frame | CE Rating |
|----|----------|----------|----------|----------|----------|-------|-----------|
| 65 | 715 | 644 | | 1028 | | 5.2 | *** * |

BAR CK PENDLETON 7028 GW DEADWOOD 079G
 GW HIGH BALL 102H GW MISS DEADWOOD 291J
 GW MISS GPRD 341Z GW MISS DUE NORTH 983G

| CE | BW | WW | YW | ADG | MCE | MILK | MWW | STAY | DOC | YG | MARB | BF | REA | API | TI |
|------|------|----|-----|------|-----|------|-----|------|-----|------|------|-------|------|-----|-----|
| 14 | -1.2 | 90 | 146 | 0.35 | 9 | 18 | 64 | 14 | 14 | 0.04 | 1.13 | 0.017 | 0.34 | 182 | 109 |
| Rank | 35 | 30 | 10 | 10 | 10 | 20 | 45 | | 35 | | 1 | | | 2 | 1 |

DAM INFO Age 3 Weight 1375 Calving Interval 350 BWR 98 WWR 96 YWR

⚡GGP TWIN   

122 074M BB-PP 5/8 SM 3/8 AN DOB: 3/8/2024 ASA# 4344301

| BW | 10/1 Wt. | Adj. 205 | WW Ratio | Adj. 365 | YW Ratio | Frame | CE Rating |
|----|----------|----------|----------|----------|----------|-------|-----------|
| 81 | 665 | 678 | 105 | 1112 | 97 | 5.2 | *** * |

BAR CK PENDLETON 7028 GIBBS 7019E BRONCO
 GW HIGH BALL 102H GW MISS BRONCO 802J
 GW MISS GPRD 341Z GW MISS DUE NORTH 0818F

| CE | BW | WW | YW | ADG | MCE | MILK | MWW | STAY | DOC | YG | MARB | BF | REA | API | TI |
|------|------|----|-----|------|-----|------|-----|------|-----|-------|------|--------|------|-----|----|
| 13 | -0.7 | 88 | 134 | 0.29 | 9 | 17 | 61 | 16 | 16 | -0.21 | 0.83 | -0.029 | 0.89 | 167 | 99 |
| Rank | 45 | 35 | 15 | 20 | 35 | 20 | | 35 | 15 | | 5 | | 20 | 10 | 4 |

DAM INFO Age 3 Weight 1110 Calving Interval 389 BWR 101 WWR 95 YWR 97

⚡GGP   

123 069M BB-PP 5/8 SM 3/8 AN DOB: 3/8/2024 ASA# 4340982

| BW | 10/1 Wt. | Adj. 205 | WW Ratio | Adj. 365 | YW Ratio | Frame | CE Rating |
|----|----------|----------|----------|----------|----------|-------|-----------|
| 85 | 660 | 705 | 108 | 1077 | 94 | 4.7 | * |

BAR CK PENDLETON 7028 GW BREAKTHRU 045C
 GW HIGH BALL 102H GW MISS BREAKTHRU 721K
 GW MISS GPRD 341Z GW MISS HIGH BET 510B

| CE | BW | WW | YW | ADG | MCE | MILK | MWW | STAY | DOC | YG | MARB | BF | REA | API | TI |
|------|-----|----|-----|------|-----|------|-----|------|-----|-------|------|--------|------|-----|-----|
| 12 | 0.6 | 89 | 132 | 0.27 | 8 | 20 | 64 | 13 | 15 | -0.25 | 0.92 | -0.053 | 0.81 | 163 | 101 |
| Rank | | 15 | 25 | 50 | 30 | | 40 | | 25 | 45 | 3 | 30 | 30 | 10 | 3 |

DAM INFO Age 2 Weight 1180 Calving Interval BWR 110 WWR 108 YWR 94

⚡GGP   

124 459M BB-PP 5/8 SM 3/8 AN DOB: 2/12/2024 ASA# 4340856

| | BW | 10/1 Wt. | Adj. 205 | WW Ratio | Adj. 365 | YW Ratio | Frame | CE Rating |
|--|----|----------|----------|----------|----------|----------|-------|-----------|
| | 78 | 645 | 629 | 97 | 1180 | 103 | 5.2 | *** |

GW SPARKY 369E
GW JAILBREAK 555J
GW MISS GPRD 038W

SOUTHERN FORTUNE TELLER
GW MISS FORTUNE TELLER 216K
GW MISS PENDLETON 229H

| CE | BW | WW | YW | ADG | MCE | MILK | MWW | STAY | DOC | YG | MARB | BF | REA | API | TI |
|------|------|----|-----|------|-----|------|-----|------|-----|-------|------|--------|------|-----|----|
| 19 | -3.8 | 80 | 134 | 0.34 | 10 | 26 | 66 | 13 | 15 | -0.01 | 0.71 | -0.003 | 0.36 | 164 | 97 |
| Rank | 4 | 5 | 35 | 20 | 10 | 15 | 30 | 30 | | 20 | | 10 | | 10 | 10 |

DAM INFO Age 2 Weight 1030 Calving Interval BWR 102 WWR 97 YWR 103

GGP



125 843M BB-PP 5/8 SM 9/32 AN 3/32 AR DOB: 2/27/2024 ASA# 4340893

| | BW | 10/1 Wt. | Adj. 205 | WW Ratio | Adj. 365 | YW Ratio | Frame | CE Rating |
|--|----|----------|----------|----------|----------|----------|-------|-----------|
| | 67 | 650 | 665 | 102 | 1176 | 102 | 5.2 | *** |

GW SPARKY 369E
GW JAILBREAK 555J
GW MISS GPRD 038W

GW TRIPLE CROWN 018C
GW MISS TRIPLE CROWN 342K
GW MISS PENDLETON 110H

| CE | BW | WW | YW | ADG | MCE | MILK | MWW | STAY | DOC | YG | MARB | BF | REA | API | TI |
|------|------|----|-----|------|-----|------|-----|------|-----|-------|------|--------|------|-----|----|
| 18 | -2.9 | 87 | 136 | 0.31 | 10 | 27 | 70 | 17 | 20 | -0.20 | 0.56 | -0.072 | 0.45 | 165 | 96 |
| Rank | 10 | 10 | 15 | 20 | 25 | 10 | 30 | 20 | 25 | 2 | | 25 | 10 | 10 | 10 |

DAM INFO Age 2 Weight 1200 Calving Interval BWR 88 WWR 102 YWR 102

GGP



126 884M BB-PP 3/4 SM 1/4 AN DOB: 2/28/2024 ASA# 4344347

| | BW | 10/1 Wt. | Adj. 205 | WW Ratio | Adj. 365 | YW Ratio | Frame | CE Rating |
|--|----|----------|----------|----------|----------|----------|-------|-----------|
| | 78 | 705 | 666 | 102 | 1254 | 106 | 5.7 | *** |

J BAR J NIGHTRIDE 225Z
GW TRIPLE CROWN 018C
GW MISS GPRD 359A

GW GAME CHANGER 823Y
GW MISS GAME CH 470B
GW MISS LC 321R 632T

| CE | BW | WW | YW | ADG | MCE | MILK | MWW | STAY | DOC | YG | MARB | BF | REA | API | TI |
|------|------|----|-----|------|-----|------|-----|------|-----|-------|------|--------|------|-----|----|
| 17 | -1.3 | 77 | 126 | 0.31 | 10 | 22 | 60 | 17 | 20 | -0.34 | 0.51 | -0.067 | 1.08 | 155 | 87 |
| Rank | 15 | 30 | 50 | 35 | 25 | 15 | | 25 | 2 | 20 | 30 | 20 | 5 | 20 | 30 |

DAM INFO Age 10 Weight 1575 Calving Interval 367 BWR 97 WWR 106 YWR 104

GGP



Lot 126

Why consider the Gateway LUCKY CROSS™ Program?

MORE HETEROSIS, BROADER GENETIC BASE:

- Lucky Cross parameters are 3/8 to 5/8 Simmental with a focus on broadening the base for the balance. Sustainable crossbreeding.
- Forget about politics and make them good: Let the data and science speak for itself.

MATERNAL OUTCROSS OPTION TO COMPLEMENT THE PUREBRED ANGUS COW:

- Someone needs to do it. Lots of maternal cattle have been over selected for growth, without the benefits of considering maternal heterosis.
- We focus on maternal shape with proven genetics that are genetically maternal.
- We don't question the science, we make the figures match the claim.

LONG TERM APPROACH:

- Our family operation strives to sustain itself over generations. The fourth generation is currently stepping in, and the fifth generation is coming.
- We have a long term vision, not just focused on the next sale or the next hot bull.

BULLS ARE ALL RAISED ON THE SAME RANCH:

- No cooperators or outside consignors
- Big sire groups

PUSHING THE ENVELOPE FOR MARBLING:

- Make the pounds we produce worth more.



Whichever direction you are going, they cross.

127 076M BB-PP 5/8 SM 3/8 AN DOB: 3/8/2024 ASA# 4344340

| BW | 10/1 Wt. | Adj. 205 | WW Ratio | Adj. 365 | YW Ratio | Frame | CE Rating |
|----|----------|----------|----------|----------|----------|-------|-----------|
| 78 | 700 | 675 | 103 | 1181 | 100 | 5.5 | *** |

J BAR J NIGHTRIDE 225Z
GW TRIPLE CROWN 018C
 GW MISS GPRD 359A

KM BROKEN BOW 002
GW MISS BROKEN BOW 195G
 GW MISS PD 770Y 449B

| CE | BW | WW | YW | ADG | MCE | MILK | MWW | STAY | DOC | YG | MARB | BF | REA | API | TI |
|------|------|----|-----|------|-----|------|-----|------|-----|-------|------|--------|------|-----|----|
| 17 | -2.7 | 75 | 117 | 0.26 | 11 | 21 | 58 | 15 | 17 | -0.15 | 0.87 | -0.016 | 0.76 | 170 | 95 |
| Rank | 15 | 15 | | | 5 | | | 50 | 10 | | 4 | | 40 | 5 | 10 |

DAM INFO Age 5 Weight 1575 Calving Interval 372 BWR 101 WWR 101 YWR 98

⚡GGP



128 007M BB-PP 5/8 SM 3/8 AN DOB: 3/5/2024 ASA# 4341015

| BW | 10/1 Wt. | Adj. 205 | WW Ratio | Adj. 365 | YW Ratio | Frame | CE Rating |
|----|----------|----------|----------|----------|----------|-------|-----------|
| 80 | 620 | 658 | 101 | 1110 | 97 | 4.7 | ** |

J BAR J NIGHTRIDE 225Z
GW TRIPLE CROWN 018C
 GW MISS GPRD 359A

GW HIGH BALL 102H
GW MISS HIGH BALL 947K
 GW MISS MARSHALL 095F

| CE | BW | WW | YW | ADG | MCE | MILK | MWW | STAY | DOC | YG | MARB | BF | REA | API | TI |
|------|------|----|-----|------|-----|------|-----|------|-----|-------|------|--------|------|-----|----|
| 12 | -1.7 | 80 | 128 | 0.30 | 8 | 16 | 56 | 16 | 17 | -0.30 | 0.82 | -0.057 | 0.88 | 167 | 96 |
| Rank | 25 | 35 | 30 | 30 | 35 | | | 35 | 10 | 30 | 5 | 30 | 20 | 10 | 10 |

DAM INFO Age 2 Weight 1040 Calving Interval BWR 104 WWR 101 YWR 97

⚡GGP



129 213M BB-PP 5/8 SM 1/4 AN 1/8 AR DOB: 3/24/2024 ASA# 4344287

| BW | 10/1 Wt. | Adj. 205 | WW Ratio | Adj. 365 | YW Ratio | Frame | CE Rating |
|----|----------|----------|----------|----------|----------|-------|-----------|
| 80 | 640 | 691 | 107 | 1164 | 102 | 5.7 | *** |

G A R EARLY BIRD
BAR CK PENDLETON 7028
 BAR CK MS 38K 3196A

GW BREAK POINT 290D
GW MISS BREAK POINT 512J
 GW MISS ADVANTAGE 426E

| CE | BW | WW | YW | ADG | MCE | MILK | MWW | STAY | DOC | YG | MARB | BF | REA | API | TI |
|------|------|----|-----|------|-----|------|-----|------|-----|-------|------|--------|------|-----|-----|
| 17 | -0.6 | 80 | 128 | 0.30 | 11 | 28 | 69 | 15 | 15 | -0.08 | 0.97 | -0.020 | 0.53 | 176 | 100 |
| Rank | 15 | 40 | 35 | 30 | 10 | 20 | 20 | 45 | 25 | | 2 | | 3 | 3 | 3 |

DAM INFO Age 3 Weight 1350 Calving Interval 399 BWR 105 WWR 110 YWR 105

⚡GGP



130 225M HB-PP 5/8 SM 3/8 AN DOB: 3/26/2024 ASA# 4344800

| BW | 10/1 Wt. | Adj. 205 | WW Ratio | Adj. 365 | YW Ratio | Frame | CE Rating |
|----|----------|----------|----------|----------|----------|-------|-----------|
| 79 | 685 | 713 | 115 | 1130 | 100 | 5.5 | *** |

G A R EARLY BIRD
BAR CK PENDLETON 7028
 BAR CK MS 38K 3196A

GW PREDOMINATE 848A
GW MISS PREDOMINATE 257F
 GW MISS ALUMNI 908B

| CE | BW | WW | YW | ADG | MCE | MILK | MWW | STAY | DOC | YG | MARB | BF | REA | API | TI |
|------|------|----|-----|------|-----|------|-----|------|-----|------|------|--------|------|-----|-----|
| 17 | -1.3 | 86 | 140 | 0.34 | 11 | 27 | 70 | 10 | 16 | 0.02 | 0.97 | -0.018 | 0.39 | 169 | 103 |
| Rank | 10 | 30 | 20 | 15 | 10 | 10 | 15 | | 15 | | 2 | | 10 | 2 | 2 |

DAM INFO Age 6 Weight 1430 Calving Interval 370 BWR 95 WWR 101 YWR 97

⚡GGP



131 822M BB-PP 5/8 SM 3/8 AN DOB: 2/26/2024 ASA# 4344276

| BW | 10/1 Wt. | Adj. 205 | WW Ratio | Adj. 365 | YW Ratio | Frame | CE Rating |
|----|----------|----------|----------|----------|----------|-------|-----------|
| 73 | 665 | 651 | | 1085 | | 5.0 | *** |

CCR ABILENE 6018C
CCR WACO 4142G
 CCR MS CATALYST 4142B

GW BREAKTHRU 045C
GW MISS BREAKTHRU 650J
 GW MISS MARL MAN 707E

| CE | BW | WW | YW | ADG | MCE | MILK | MWW | STAY | DOC | YG | MARB | BF | REA | API | TI |
|------|------|----|-----|------|-----|------|-----|------|-----|-------|------|-------|------|-----|----|
| 17 | -1.4 | 79 | 129 | 0.31 | 11 | 24 | 64 | 13 | 16 | -0.03 | 0.90 | 0.007 | 0.31 | 169 | 98 |
| Rank | 10 | 25 | 40 | 30 | 25 | 10 | 50 | 45 | 15 | | 3 | | 10 | 5 | 5 |

DAM INFO Age 3 Weight 1405 Calving Interval 370 BWR 100 WWR 107 YWR

⚡GGP



Great Timing for Better Tools

The tools are here today to select better bulls to make your cattle more productive and enjoyable. These tools also make it much easier to target the kind of bulls you buy, with progress being more certain in the traits you target. Because of the improvement in genomics and the advent of Right Choice, commercial producers can buy bulls more clearly defined as maternal, terminal or combination. With G+, ATM and ACE, it is much easier to identify which bulls will take you in the direction you desire.

This will be particularly important in this bull season. With liquidation, there is always potential for higher calf prices, and one must think about how to rebuild the cowherd in the future. Being able to identify bulls that provide genetics for maternal improvement, G+ and ACE, will be helpful if you plan on growing back with your current cowherd. Right choice makes it much easier to find bulls that we know have certain gene combinations to insure progress from a maternal perspective.

Buy the Best - DON'T JUST BUY A BULL

The tools and the genetics are more available today than ever to make cattle better and life easier.

132 659M HB-PP 5/8 SM 1/4 AR 1/8 AN DOB: 2/21/2024 ASA# 4340906

| BW | 10/1 Wt. | Adj. 205 | WW Ratio | Adj. 365 | YW Ratio | Frame | CE Rating |
|----|----------|----------|----------|----------|----------|-------|-----------|
| 74 | 675 | 671 | 103 | 1151 | 100 | 5.1 | *** |

VGW DIRECT DRIVE 512 GW SPARKY 369E
 GW DEADWOOD 079G GW MISS SPARKY 394K
 GW MISS END ZONE 708D GW MISS PARAMOUNT 573B

| CE | BW | WW | YW | ADG | MCE | MILK | MWW | STAY | DOC | YG | MARB | BF | REA | API | TI |
|------|------|----|-----|------|-----|------|-----|------|-----|-------|------|--------|------|-----|----|
| 18 | -4.9 | 71 | 117 | 0.29 | 9 | 26 | 61 | 21 | 18 | -0.07 | 0.59 | -0.034 | 0.27 | 171 | 90 |
| Rank | 5 | 3 | 50 | 35 | 20 | 35 | 3 | 10 | 20 | | | | | 5 | 20 |

DAM INFO Age 2 Weight Calving Interval BWR 97 WWR 103 YWR 100

GGP



133 616M BB-PP 5/8 SM 1/4 AR 1/8 AN DOB: 2/19/2024 ASA# 4344447

| BW | 10/1 Wt. | Adj. 205 | WW Ratio | Adj. 365 | YW Ratio | Frame | CE Rating |
|----|----------|----------|----------|----------|----------|-------|-----------|
| 79 | 665 | 611 | 93 | 1104 | 94 | 5.1 | *** |

VGW DIRECT DRIVE 512 GW BREAKTHRU 045C
 GW DEADWOOD 079G GW MISS BREAKTHRU 192H
 GW MISS END ZONE 708D GW MISS BEACON 020F

| CE | BW | WW | YW | ADG | MCE | MILK | MWW | STAY | DOC | YG | MARB | BF | REA | API | TI |
|------|------|----|-----|------|-----|------|-----|------|-----|-------|------|--------|------|-----|-----|
| 17 | -1.0 | 76 | 121 | 0.29 | 8 | 25 | 62 | 11 | 16 | -0.06 | 1.20 | -0.042 | 0.12 | 179 | 102 |
| Rank | 15 | 35 | 45 | 35 | 30 | 45 | 50 | | 15 | | 1 | 45 | | 3 | 2 |

DAM INFO Age 4 Weight 1480 Calving Interval 364 BWR 90 WWR 95 YWR 96

GGP



134 403M HB-PP 5/8 SM 1/4 AR 1/8 AN DOB: 2/3/2024 ASA# 4340969

| BW | 10/1 Wt. | Adj. 205 | WW Ratio | Adj. 365 | YW Ratio | Frame | CE Rating |
|----|----------|----------|----------|----------|----------|-------|-----------|
| 82 | 690 | 650 | 100 | 1199 | 104 | 5.8 | ** |

VGW DIRECT DRIVE 512 BAR CK PENDLETON 7028
 GW DEADWOOD 079G GW MISS PENDLETON 670K
 GW MISS END ZONE 708D GW MISS 231A 471H

| CE | BW | WW | YW | ADG | MCE | MILK | MWW | STAY | DOC | YG | MARB | BF | REA | API | TI |
|------|-----|----|-----|------|-----|------|-----|------|-----|------|------|--------|------|-----|----|
| 15 | 0.2 | 78 | 131 | 0.33 | 8 | 24 | 63 | 14 | 19 | 0.02 | 0.99 | -0.019 | 0.18 | 169 | 97 |
| Rank | 25 | 45 | 25 | 15 | 30 | 50 | 45 | | 3 | | 2 | | | 10 | 10 |

DAM INFO Age 2 Weight 1185 Calving Interval BWR 107 WWR 100 YWR 104

GGP



135 747M BB-PP 5/8 SM 1/4 AR 1/8 AN DOB: 2/24/2024 ASA# 4344253

| BW | 10/1 Wt. | Adj. 205 | WW Ratio | Adj. 365 | YW Ratio | Frame | CE Rating |
|----|----------|----------|----------|----------|----------|-------|-----------|
| 73 | 700 | 674 | 104 | 1156 | 101 | 5.4 | *** |

VGW DIRECT DRIVE 512 BAR CK PENDLETON 7028
 GW DEADWOOD 079G GW MISS PENDLETON 455J
 GW MISS END ZONE 708D GW MISS MARSHALL 724C

| CE | BW | WW | YW | ADG | MCE | MILK | MWW | STAY | DOC | YG | MARB | BF | REA | API | TI |
|------|------|----|-----|------|-----|------|-----|------|-----|-------|------|--------|------|-----|----|
| 17 | -2.1 | 74 | 124 | 0.31 | 8 | 26 | 63 | 10 | 18 | -0.04 | 0.95 | -0.027 | 0.34 | 164 | 97 |
| Rank | 15 | 20 | 40 | 25 | 30 | 35 | 45 | | 4 | | 2 | | | 10 | 10 |

DAM INFO Age 3 Weight 1090 Calving Interval 371 BWR 100 WWR 103 YWR 99

GGP



136 769M BB-PP 1/2 SM 1/4 AN 1/4 AR DOB: 2/24/2024 ASA# 4344286

| BW | 10/1 Wt. | Adj. 205 | WW Ratio | Adj. 365 | YW Ratio | Frame | CE Rating |
|----|----------|----------|----------|----------|----------|-------|-----------|
| 78 | 700 | 674 | 104 | 1106 | 97 | 4.7 | ** |

VGW DIRECT DRIVE 512 GIBBS 7019E BRONCO
 GW DEADWOOD 079G GW MISS BRONCO 598J
 GW MISS END ZONE 708D GW MISS PREDOMINATE 981E

| CE | BW | WW | YW | ADG | MCE | MILK | MWW | STAY | DOC | YG | MARB | BF | REA | API | TI |
|------|------|----|-----|------|-----|------|-----|------|-----|-------|------|--------|------|-----|----|
| 14 | -2.3 | 69 | 112 | 0.27 | 7 | 27 | 61 | 17 | 16 | -0.07 | 0.86 | -0.023 | 0.35 | 168 | 91 |
| Rank | 40 | 15 | 50 | 45 | 30 | 30 | 25 | 15 | 15 | | 4 | | | 10 | 20 |

DAM INFO Age 3 Weight 1040 Calving Interval 369 BWR 105 WWR 109 YWR 106

GGP



137 247M R-PP 1/2 SM 1/4 AR 7/32 AN DOB: 4/2/2024 ASA# 4344467

| BW | 10/1 Wt. | Adj. 205 | WW Ratio | Adj. 365 | YW Ratio | Frame | CE Rating |
|----|----------|----------|----------|----------|----------|-------|-----------|
| 95 | 655 | 696 | | 1196 | | 5.9 | * |

VGW DIRECT DRIVE 512 GW CARRY ON Z0219
 GW DEADWOOD 079G GW MISS CARRY ON 209E
 GW MISS END ZONE 708D GW MISS QUARTER U805

| CE | BW | WW | YW | ADG | MCE | MILK | MWW | STAY | DOC | YG | MARB | BF | REA | API | TI |
|------|-----|----|-----|------|-----|------|-----|------|-----|------|------|--------|------|-----|----|
| 9 | 1.6 | 88 | 146 | 0.37 | 4 | 23 | 67 | 14 | 16 | 0.04 | 0.89 | -0.027 | 0.25 | 159 | 98 |
| Rank | | 15 | 10 | 4 | | 30 | | | 15 | | 3 | | | 15 | 5 |

DAM INFO Age 7 Weight 1525 Calving Interval 375 BWR 110 WWR 104 YWR 104

GGP



Lot 137



As Tom and I mature, these are the guys that are more responsible for getting the work done on a daily basis. We appreciate their dedication.



Lot 139

140 118M BB-PP 5/8 SM 1/4 AN 1/8 AR DOB: 3/10/2024 ASA# 4344811

| BW | 10/1 Wt. | Adj. 205 | WW Ratio | Adj. 365 | YW Ratio | Frame | CE Rating |
|----|----------|----------|----------|----------|----------|-------|-----------|
| 88 | 670 | 655 | 100 | 1192 | 101 | 5.3 | * |

GW MOVIN ON 183C GW SPARKY 369E GW MISS CONQUEST 538C
 GW PREDESTINED 701T GW MISS GPRD 496A GW MISS LUCKY CHARM 605R

| CE | BW | WW | YW | ADG | MCE | MILK | MWW | STAY | DOC | YG | MARB | BF | REA | API | TI |
|------|-----|----|-----|------|-----|------|-----|------|-----|-------|------|--------|------|-----|----|
| 14 | 0.3 | 83 | 134 | 0.32 | 7 | 28 | 69 | 15 | 16 | -0.22 | 0.41 | -0.047 | 0.72 | 141 | 87 |
| Rank | 35 | 25 | 20 | 20 | 50 | 25 | 20 | 50 | 15 | 50 | 45 | 45 | 45 | 40 | 30 |

DAM INFO Age 11 Weight 1330 Calving Interval 365 BWR 101 WWR 107 YWR 106

GGP



142 766M BB-PP 5/8 SM 3/8 AN DOB: 2/24/2024 ASA# 4340878

| BW | 10/1 Wt. | Adj. 205 | WW Ratio | Adj. 365 | YW Ratio | Frame | CE Rating |
|----|----------|----------|----------|----------|----------|-------|-----------|
| 85 | 700 | 710 | 109 | 1212 | 106 | 5.4 | *** |

GIBBS 9114G ESSENTIAL JC MR MOST WANTED 682K JC AY MS FORCE 682D
 GW BREAKTHRU 045C GW MISS BREAKTHRU 294K GW MISS DUE NORTH 438H

| CE | BW | WW | YW | ADG | MCE | MILK | MWW | STAY | DOC | YG | MARB | BF | REA | API | TI |
|------|------|----|-----|------|-----|------|-----|------|-----|-------|------|-------|------|-----|----|
| 18 | -2.6 | 76 | 120 | 0.28 | 11 | 28 | 66 | 19 | 16 | -0.06 | 0.80 | 0.015 | 0.53 | 175 | 95 |
| Rank | 10 | 15 | 45 | 40 | 10 | 20 | 35 | 15 | 15 | 10 | 10 | 10 | 4 | 10 | 10 |

DAM INFO Age 2 Weight Calving Interval BWR 110 WWR 109 YWR 106

GGP



138 797M R-PP 5/8 SM 9/32 AR 3/32 AN DOB: 2/25/2024 ASA# 4344685

| BW | 10/1 Wt. | Adj. 205 | WW Ratio | Adj. 365 | YW Ratio | Frame | CE Rating |
|----|----------|----------|----------|----------|----------|-------|-----------|
| 71 | 735 | 676 | 103 | 1300 | 110 | 5.9 | *** |

GW MOVIN ON 183C GW FIRE LINE 879J KOCH MS NEBLUA 600D
 IR IMPERIAL D948 GW MISS IMPERIAL 993G GW MISS NEBULA 309Y

| CE | BW | WW | YW | ADG | MCE | MILK | MWW | STAY | DOC | YG | MARB | BF | REA | API | TI |
|------|------|----|-----|------|-----|------|-----|------|-----|-------|------|-------|------|-----|----|
| 21 | -4.9 | 74 | 126 | 0.32 | 11 | 23 | 61 | 20 | 10 | -0.05 | 0.52 | 0.006 | 0.42 | 171 | 90 |
| Rank | 2 | 3 | 35 | 20 | 10 | | | 10 | | | 30 | | | 5 | 20 |

DAM INFO Age 5 Weight 1330 Calving Interval 367 BWR 96 WWR 98 YWR 101

GGP



139 892M BB-PP 1/2 SM 1/4 AN 1/4 AR DOB: 2/29/2024 ASA# 4344810

| BW | 10/1 Wt. | Adj. 205 | WW Ratio | Adj. 365 | YW Ratio | Frame | CE Rating |
|----|----------|----------|----------|----------|----------|-------|-----------|
| 83 | 740 | 690 | 105 | 1236 | 105 | 5.5 | *** |

GW MOVIN ON 183C GW SPARKY 369E GW MISS CONQUEST 538C
 GW PREDESTINED 701T GW MISS GPRD 474A GW MISS CHEROKEE 934TS

| CE | BW | WW | YW | ADG | MCE | MILK | MWW | STAY | DOC | YG | MARB | BF | REA | API | TI |
|------|------|----|-----|------|-----|------|-----|------|-----|-------|------|--------|------|-----|----|
| 16 | -2.9 | 73 | 116 | 0.27 | 9 | 29 | 66 | 18 | 15 | -0.18 | 0.45 | -0.024 | 0.66 | 153 | 85 |
| Rank | 15 | 10 | | 50 | 25 | 15 | 35 | 20 | 20 | | 40 | | | 20 | 35 |

DAM INFO Age 11 Weight 1365 Calving Interval 366 BWR 100 WWR 104 YWR 106

GGP



141 478M BB-PP 5/8 SM 3/8 AN DOB: 2/13/2024 ASA# 4340907

| BW | 10/1 Wt. | Adj. 205 | WW Ratio | Adj. 365 | YW Ratio | Frame | CE Rating |
|----|----------|----------|----------|----------|----------|-------|-----------|
| 70 | 625 | 615 | 94 | 1167 | 102 | 5.3 | *** |

GIBBS 9114G ESSENTIAL JC MR MOST WANTED 682K JC AY MS FORCE 682D
 SOUTHERN FORTUNE TELLER GW MISS FORTUNE TELLER 404K GW MISS BREAKTHRU 192H

| CE | BW | WW | YW | ADG | MCE | MILK | MWW | STAY | DOC | YG | MARB | BF | REA | API | TI |
|------|------|----|-----|------|-----|------|-----|------|-----|-------|------|--------|------|-----|----|
| 22 | -5.8 | 66 | 114 | 0.30 | 12 | 25 | 58 | 21 | 16 | -0.15 | 0.91 | -0.021 | 0.65 | 195 | 97 |
| Rank | 1 | 1 | | 30 | 3 | 40 | | 3 | 15 | | 3 | | | 1 | 10 |

DAM INFO Age 2 Weight 1000 Calving Interval BWR 92 WWR 94 YWR 102

GGP



143 859M BB-PP 5/8 SM 3/8 AN DOB: 2/27/2024 ASA# 4344743

| BW | 10/1 Wt. | Adj. 205 | WW Ratio | Adj. 365 | YW Ratio | Frame | CE Rating |
|----|----------|----------|----------|----------|----------|-------|-----------|
| 84 | 650 | 608 | 93 | 1095 | 93 | 6.0 | ** |

GIBBS 9114G ESSENTIAL JC MR MOST WANTED 682K JC AY MS FORCE 682D
 GW BAR CK BREAKOUT 667Z GW MISS BREAKOUT 693B GW MISS TSN 564U

| CE | BW | WW | YW | ADG | MCE | MILK | MWW | STAY | DOC | YG | MARB | BF | REA | API | TI |
|------|------|----|-----|------|-----|------|-----|------|-----|-------|------|--------|------|-----|----|
| 16 | -1.1 | 77 | 124 | 0.29 | 9 | 27 | 66 | 22 | 17 | -0.12 | 0.55 | -0.013 | 0.49 | 164 | 88 |
| Rank | 20 | 30 | 45 | 40 | 35 | 20 | 25 | 35 | 2 | 10 | 25 | | | 10 | 30 |

DAM INFO Age 10 Weight 1530 Calving Interval 367 BWR 106 WWR 104 YWR 103

GGP



144 994M HB-PP 5/8 SM 1/4 AR 1/8 AN DOB: 3/5/2024 ASA# 4344718

| BW | 10/1 Wt. | Adj. 205 | WW Ratio | Adj. 365 | YW Ratio | Frame | CE Rating |
|----|----------|----------|----------|----------|----------|-------|-----------|
| 75 | 695 | 656 | 100 | 1170 | 99 | 5.4 | *** * |

GIBBS 9114G ESSENTIAL
JC MR MOST WANTED 682K
JC AY MS FORCE 682D

5L ADVANTAGE 560-108B
GW MISS ADVANTAGE 166G
GW MISS OLIE 113Y

| CE | BW | WW | YW | ADG | MCE | MILK | MWW | STAY | DOC | YG | MARB | BF | REA | API | TI |
|------|------|----|-----|------|-----|------|-----|------|-----|-------|------|--------|------|-----|----|
| 20 | -4.4 | 67 | 105 | 0.24 | 10 | 30 | 64 | 20 | 18 | -0.22 | 0.49 | -0.023 | 0.61 | 164 | 85 |
| Rank | 2 | 4 | | | 10 | 10 | 45 | 10 | 10 | 50 | 30 | | | 10 | 35 |

DAM INFO Age 5 Weight 1305 Calving Interval 365 BWR 92 WWR 105 YWR 103

GGP



145 936M BB-PP 5/8 SM 3/8 AN DOB: 3/2/2024 ASA# 4344717

| BW | 10/1 Wt. | Adj. 205 | WW Ratio | Adj. 365 | YW Ratio | Frame | CE Rating |
|----|----------|----------|----------|----------|----------|-------|-----------|
| 78 | 700 | 663 | 101 | 1128 | 96 | 5.5 | *** * |

GIBBS 9114G ESSENTIAL
JC MR MOST WANTED 682K
JC AY MS FORCE 682D

GW BREAKTHRU 045C
GW MISS BREAKTHRU 285G
GW MISS HIGH BET 502A

| CE | BW | WW | YW | ADG | MCE | MILK | MWW | STAY | DOC | YG | MARB | BF | REA | API | TI |
|------|------|----|-----|------|-----|------|-----|------|-----|-------|------|--------|------|-----|----|
| 17 | -3.1 | 68 | 104 | 0.23 | 10 | 28 | 62 | 15 | 19 | -0.07 | 0.64 | -0.004 | 0.55 | 155 | 86 |
| Rank | 10 | 10 | | | 15 | 20 | 50 | 50 | 2 | | 15 | | | 20 | 30 |

DAM INFO Age 5 Weight 1480 Calving Interval 368 BWR 99 WWR 103 YWR 100

GGP



146 006M BB-PP 5/8 SM 1/4 AR 1/8 AN DOB: 3/5/2024 ASA# 4344847

| BW | 10/1 Wt. | Adj. 205 | WW Ratio | Adj. 365 | YW Ratio | Frame | CE Rating |
|----|----------|----------|----------|----------|----------|-------|-----------|
| 89 | 695 | 668 | 102 | 1142 | 97 | 5.7 | *** * |

GIBBS 9114G ESSENTIAL
JC MR MOST WANTED 682K
JC AY MS FORCE 682D

5L ADVANTAGE 560-108B
GW MISS ADVANTAGE 408H
GW MISS OLIE 113Y

| CE | BW | WW | YW | ADG | MCE | MILK | MWW | STAY | DOC | YG | MARB | BF | REA | API | TI |
|------|------|----|-----|------|-----|------|-----|------|-----|-------|------|--------|------|-----|----|
| 16 | -1.5 | 72 | 112 | 0.25 | 8 | 29 | 65 | 19 | 16 | -0.11 | 0.55 | -0.037 | 0.36 | 156 | 85 |
| Rank | 20 | 25 | | | 40 | 15 | 40 | 10 | 20 | | 25 | | | 20 | 40 |

DAM INFO Age 4 Weight 1210 Calving Interval 376 BWR 98 WWR 101 YWR 98

GGP



147 032M BB-PP 5/8 SM 3/8 AN DOB: 3/6/2024 ASA# 4344845

| BW | 10/1 Wt. | Adj. 205 | WW Ratio | Adj. 365 | YW Ratio | Frame | CE Rating |
|----|----------|----------|----------|----------|----------|-------|-----------|
| 85 | 735 | 711 | 109 | 1198 | 102 | 5.9 | *** * |

GIBBS 9114G ESSENTIAL
JC MR MOST WANTED 682K
JC AY MS FORCE 682D

GW BLUE MOON 763Y
GW MISS BLUE MOON 484A
GW MISS PREM BEEF 207Y

| CE | BW | WW | YW | ADG | MCE | MILK | MWW | STAY | DOC | YG | MARB | BF | REA | API | TI |
|------|------|----|-----|------|-----|------|-----|------|-----|-------|------|--------|------|-----|----|
| 16 | -1.9 | 67 | 104 | 0.23 | 8 | 28 | 61 | 21 | 18 | -0.28 | 0.46 | -0.033 | 0.77 | 155 | 81 |
| Rank | 15 | 20 | | | 30 | 25 | | 3 | 4 | 35 | 35 | | 35 | 20 | 50 |

DAM INFO Age 11 Weight 1465 Calving Interval 367 BWR 106 WWR 105 YWR 101

GGP



148 057M BB-PP 5/8 SM 3/8 AN DOB: 3/7/2024 ASA# 4344279

| BW | 10/1 Wt. | Adj. 205 | WW Ratio | Adj. 365 | YW Ratio | Frame | CE Rating |
|----|----------|----------|----------|----------|----------|-------|-----------|
| 79 | 645 | 654 | 101 | 1188 | 104 | 5.2 | *** * |

HOOK'S FRONTLINE 40F
JC MR MOTOWN 636J
BROWN MS QUANAH 505B

GW BREAKTHRU 045C
GW MISS BREAKTHRU 486J
GW MISS GOLD DIGGER 816C

| CE | BW | WW | YW | ADG | MCE | MILK | MWW | STAY | DOC | YG | MARB | BF | REA | API | TI |
|------|------|----|-----|------|-----|------|-----|------|-----|-------|------|--------|------|-----|----|
| 15 | -2.1 | 71 | 122 | 0.32 | 9 | 28 | 64 | 17 | 17 | -0.06 | 1.02 | -0.015 | 0.24 | 179 | 97 |
| Rank | 25 | 20 | 45 | 20 | 25 | 20 | 40 | 25 | 10 | | 2 | | | 3 | 10 |

DAM INFO Age 3 Weight 1270 Calving Interval 385 BWR 106 WWR 100 YWR 104

GGP DDC



149 116M BB-PP 5/8 SM 3/8 AN DOB: 3/10/2024 ASA# 4344637

| BW | 10/1 Wt. | Adj. 205 | WW Ratio | Adj. 365 | YW Ratio | Frame | CE Rating |
|----|----------|----------|----------|----------|----------|-------|-----------|
| 79 | 645 | 643 | 98 | 1158 | 98 | 5.0 | *** * |

HOOK'S FRONTLINE 40F
JC MR MOTOWN 636J
BROWN MS QUANAH 505B

SOUTHERN FORTUNE TELLER
GW MISS FORTUNE TELLER 628H
GW MISS GOLDN EAGLE 471E

| CE | BW | WW | YW | ADG | MCE | MILK | MWW | STAY | DOC | YG | MARB | BF | REA | API | TI |
|------|------|----|-----|------|-----|------|-----|------|-----|-------|------|--------|------|-----|----|
| 18 | -2.8 | 74 | 126 | 0.33 | 10 | 23 | 61 | 17 | 15 | -0.16 | 0.68 | -0.010 | 0.66 | 169 | 92 |
| Rank | 10 | 15 | 35 | 15 | 15 | | | 25 | 25 | | 15 | | | 10 | 15 |

DAM INFO Age 4 Weight 1425 Calving Interval 376 BWR 101 WWR 93 YWR 95

GGP DDC



150 125M BB-PP 5/8 SM 3/8 AN DOB: 3/11/2024 ASA# 4344642

| BW | 10/1 Wt. | Adj. 205 | WW Ratio | Adj. 365 | YW Ratio | Frame | CE Rating |
|----|----------|----------|----------|----------|----------|-------|-----------|
| 86 | 690 | 677 | 103 | 1202 | 102 | 5.3 | ** |

HOOK'S FRONTLINE 40F
JC MR MOTOWN 636J
BROWN MS QUANAH 505B

GW JACKPOT 027C
GW MISS JACKPOT 022G
GW MISS BEACON 888E

| CE | BW | WW | YW | ADG | MCE | MILK | MWW | STAY | DOC | YG | MARB | BF | REA | API | TI |
|------|------|----|-----|------|-----|------|-----|------|-----|-------|------|--------|------|-----|----|
| 13 | -0.4 | 77 | 132 | 0.34 | 8 | 28 | 66 | 14 | 15 | -0.11 | 0.59 | -0.005 | 0.80 | 146 | 88 |
| Rank | 50 | 45 | 50 | 25 | 10 | 35 | 25 | 30 | | 25 | 20 | | 30 | 30 | 30 |

DAM INFO Age 5 Weight 1360 Calving Interval 370 BWR 102 WWR 103 YWR 104

GGP



151 161M BB-PP 5/8 SM 3/8 AN DOB: 3/16/2024 ASA# 4344647

| BW | 10/1 Wt. | Adj. 205 | WW Ratio | Adj. 365 | YW Ratio | Frame | CE Rating |
|----|----------|----------|----------|----------|----------|-------|-----------|
| 85 | 685 | 681 | 104 | 1257 | 107 | 5.4 | ** |

HOOK'S FRONTLINE 40F
JC MR MOTOWN 636J
BROWN MS QUANAH 505B

GW CARRY ON Z0219
GW MISS CARRY ON 875F
GW MISS COMFT ZONE 577B

| CE | BW | WW | YW | ADG | MCE | MILK | MWW | STAY | DOC | YG | MARB | BF | REA | API | TI |
|------|------|----|-----|------|-----|------|-----|------|-----|-------|------|--------|------|-----|----|
| 13 | -2.4 | 70 | 125 | 0.35 | 7 | 27 | 62 | 18 | 14 | -0.11 | 0.52 | -0.011 | 0.66 | 152 | 84 |
| Rank | 15 | 15 | 35 | 10 | | 30 | 50 | 20 | 35 | | 30 | | | 20 | 40 |

DAM INFO Age 6 Weight 1375 Calving Interval 372 BWR 99 WWR 95 YWR 104

GGP





Lot 152

153 963M BB-PP 1/2 SM 7/16 AN 1/16 AR DOB: 3/3/2024 ASA# 4344399

| BW | 10/1 Wt. | Adj. 205 | WW Ratio | Adj. 365 | YW Ratio | Frame | CE Rating |
|----|----------|----------|----------|----------|----------|-------|-----------|
| 75 | 720 | 692 | 106 | 1147 | 97 | 5.6 | **** |

LEACHMAN PROPHET J030Z
SOUTHERN FORTUNE TELLER
GW MISS PREM BEEF 246Z

GIBBS 7019E BRONCO
GW MISS BRONCO 176H
GW MISS PREDESTINED 117Y

| CE | BW | WW | YW | ADG | MCE | MILK | MWW | STAY | DOC | YG | MARB | BF | REA | API | TI |
|------|------|----|-----|------|-----|------|-----|------|-----|-------|------|--------|------|-----|----|
| 18 | -3.6 | 72 | 115 | 0.27 | 9 | 28 | 64 | 16 | 12 | -0.25 | 0.54 | -0.033 | 0.97 | 159 | 88 |
| Rank | 5 | 10 | | 50 | 25 | 20 | 40 | 35 | | 45 | 25 | | 10 | 15 | 25 |

DAM INFO Age 4 Weight 1320 Calving Interval 369 BWR 92 WWR 102 YWR 100

GGP



155 050M BB-PP 5/8 SM 3/8 AN DOB: 3/7/2024 ASA# 4344291

| BW | 10/1 Wt. | Adj. 205 | WW Ratio | Adj. 365 | YW Ratio | Frame | CE Rating |
|----|----------|----------|----------|----------|----------|-------|-----------|
| 67 | 675 | 684 | 105 | 1158 | 98 | 5.2 | **** |

LEACHMAN PROPHET J030Z
SOUTHERN FORTUNE TELLER
GW MISS PREM BEEF 246Z

HOOK'S BEACON 56B
GW MISS BEACON 596J
GW MISS SPARTAN 807D

| CE | BW | WW | YW | ADG | MCE | MILK | MWW | STAY | DOC | YG | MARB | BF | REA | API | TI |
|------|------|----|-----|------|-----|------|-----|------|-----|-------|------|--------|------|-----|----|
| 20 | -5.4 | 72 | 108 | 0.22 | 11 | 24 | 60 | 17 | 15 | -0.21 | 0.74 | -0.002 | 1.02 | 175 | 95 |
| Rank | 2 | 2 | | 10 | | | | 30 | 25 | | 10 | | 10 | 4 | 10 |

DAM INFO Age 3 Weight 1200 Calving Interval 376 BWR 90 WWR 100 YWR 98

GGP



157 178M BB-PP 5/8 SM 3/8 AN DOB: 3/18/2024 ASA# 4344242

| BW | 10/1 Wt. | Adj. 205 | WW Ratio | Adj. 365 | YW Ratio | Frame | CE Rating |
|----|----------|----------|----------|----------|----------|-------|-----------|
| 92 | 645 | 684 | 105 | 1098 | 96 | 5.4 | * |

GW PREMIUM BEEF 021TS
GW BREAKTHRU 045C
GW MISS GPRD 038W

GW SIREN 608F
GW MISS SIREN 546J
GW MISS SPARTAN 877E

| CE | BW | WW | YW | ADG | MCE | MILK | MWW | STAY | DOC | YG | MARB | BF | REA | API | TI |
|------|-----|----|-----|------|-----|------|-----|------|-----|-------|------|--------|------|-----|----|
| 10 | 0.9 | 86 | 127 | 0.26 | 6 | 23 | 65 | 15 | 15 | -0.04 | 0.86 | -0.018 | 0.31 | 158 | 96 |
| Rank | | 20 | 35 | | | | 35 | 45 | 20 | | 4 | | 15 | 10 | |

DAM INFO Age 3 Weight 1325 Calving Interval 396 BWR 116 WWR 101 YWR 96

GGP



152 123M HB-PP 5/8 SM 3/8 AN DOB: 3/11/2024 ASA# 4344405

| BW | 10/1 Wt. | Adj. 205 | WW Ratio | Adj. 365 | YW Ratio | Frame | CE Rating |
|----|----------|----------|----------|----------|----------|-------|-----------|
| 91 | 725 | 714 | 109 | 1220 | 103 | 5.3 | * |

LEACHMAN PROPHET J030Z
SOUTHERN FORTUNE TELLER
GW MISS PREM BEEF 246Z

GW QUANTUM LEAP 117B
GW MISS QUANTUM LEAP 746G
GW MISS PREMIER 511A

| CE | BW | WW | YW | ADG | MCE | MILK | MWW | STAY | DOC | YG | MARB | BF | REA | API | TI |
|------|------|----|-----|------|-----|------|-----|------|-----|-------|------|--------|------|-----|----|
| 11 | -1.8 | 79 | 125 | 0.29 | 6 | 26 | 65 | 14 | 12 | -0.07 | 0.72 | -0.013 | 0.52 | 154 | 93 |
| Rank | | 20 | 40 | 35 | 35 | | 35 | 35 | | | 10 | | | 20 | 15 |

DAM INFO Age 5 Weight 1255 Calving Interval 374 BWR 95 WWR 104 YWR 100

GGP



154 100M BB-PP 5/8 SM 3/8 AN DOB: 3/9/2024 ASA# 4344418

| BW | 10/1 Wt. | Adj. 205 | WW Ratio | Adj. 365 | YW Ratio | Frame | CE Rating |
|----|----------|----------|----------|----------|----------|-------|-----------|
| 85 | 650 | 627 | 96 | 1084 | 92 | 5.0 | **** |

LEACHMAN PROPHET J030Z
SOUTHERN FORTUNE TELLER
GW MISS PREM BEEF 246Z

CCR SPARTAN 9124A
GW MISS SPARTAN 717D
GW MISS TSN 666U

| CE | BW | WW | YW | ADG | MCE | MILK | MWW | STAY | DOC | YG | MARB | BF | REA | API | TI |
|------|------|----|-----|------|-----|------|-----|------|-----|-------|------|--------|------|-----|----|
| 17 | -3.0 | 70 | 112 | 0.26 | 8 | 25 | 60 | 16 | 14 | -0.12 | 0.64 | -0.016 | 0.35 | 159 | 88 |
| Rank | 10 | 10 | | | | 35 | 40 | 40 | 35 | | 15 | | | 15 | 30 |

DAM INFO Age 8 Weight 1440 Calving Interval 434 BWR 105 WWR 108 YWR 107

GGP



156 755M BB-PP 5/8 SM 5/16 AN 1/16 AR DOB: 2/24/2024 ASA# 4344240

| BW | 10/1 Wt. | Adj. 205 | WW Ratio | Adj. 365 | YW Ratio | Frame | CE Rating |
|----|----------|----------|----------|----------|----------|-------|-----------|
| 75 | 725 | 696 | 107 | 1189 | 104 | 5.7 | *** |

GW PREMIUM BEEF 021TS
GW BREAKTHRU 045C
GW MISS GPRD 038W

GW SPARKY 369E
GW MISS SPARKY 331J
GW MISS ROOKIE 704C

| CE | BW | WW | YW | ADG | MCE | MILK | MWW | STAY | DOC | YG | MARB | BF | REA | API | TI |
|------|------|----|-----|------|-----|------|-----|------|-----|-------|------|--------|------|-----|----|
| 18 | -1.7 | 73 | 114 | 0.25 | 9 | 26 | 63 | 16 | 16 | -0.17 | 0.95 | -0.059 | 0.39 | 176 | 96 |
| Rank | 10 | 25 | | | | 25 | 35 | 50 | 40 | 20 | 2 | 30 | | 4 | 10 |

DAM INFO Age 3 Weight 1375 Calving Interval 381 BWR 85 WWR 102 YWR 104

GGP



158 712M HB-PP 5/8 SM 5/16 AN 1/16 AR DOB: 2/23/2024 ASA# 4344772

| BW | 10/1 Wt. | Adj. 205 | WW Ratio | Adj. 365 | YW Ratio | Frame | CE Rating |
|----|----------|----------|----------|----------|----------|-------|-----------|
| 82 | 750 | 684 | 105 | 1211 | 103 | 5.3 | *** |

GW TRIPLE CROWN 018C
GW TRIPLE DOUBLE 276K
GW MISS DUE NORTH 323H

GW CARRY ON Z0219
GW MISS CARRY ON 850C
GW MISS REDESTINED 416Z

| CE | BW | WW | YW | ADG | MCE | MILK | MWW | STAY | DOC | YG | MARB | BF | REA | API | TI |
|------|------|----|-----|------|-----|------|-----|------|-----|-------|------|--------|------|-----|----|
| 15 | -3.1 | 74 | 116 | 0.26 | 8 | 22 | 59 | 18 | 18 | -0.19 | 0.70 | -0.029 | 0.53 | 166 | 92 |
| Rank | 20 | 10 | | | | 30 | | 20 | 5 | | 10 | | | 10 | 15 |

DAM INFO Age 8 Weight 1530 Calving Interval 367 BWR 101 WWR 101 YWR 99

GGP



159 409M BB-PP 5/8 SM 3/8 AN DOB: 2/8/2024 ASA# 4344752

| BW | 10/1 Wt. | Adj. 205 | WW Ratio | Adj. 365 | YW Ratio | Frame | CE Rating |
|----|----------|----------|----------|----------|----------|-------|-----------|
| 61 | 705 | 605 | | 1130 | | 5.2 | *** |

GW TRIPLE CROWN 018C
GW TRIPLE DOUBLE 276K
 GW MISS DUE NORTH 323H

BAR CK PENDLETON 7028
GW MISS PENDLETON 013H
 GW MISS JACKPOT 800F

| CE | BW | WW | YW | ADG | MCE | MILK | MWW | STAY | DOC | YG | MARB | BF | REA | API | TI |
|------|------|----|-----|------|-----|------|-----|------|-----|-------|------|--------|------|-----|-----|
| 18 | -5.0 | 76 | 125 | 0.31 | 12 | 25 | 63 | 18 | 19 | -0.20 | 0.99 | -0.029 | 0.73 | 191 | 103 |
| Rank | 5 | 2 | 50 | 35 | 25 | 3 | 45 | 50 | 20 | 2 | | 2 | 45 | 1 | 2 |

DAM INFO Age 4 Weight 1225 Calving Interval 370 BWR 89 WWR 102 YWR 103

GGP TWIN



160 004M BB-PP 5/8 SM 3/8 AN DOB: 3/5/2024 ASA# 4344326

| BW | 10/1 Wt. | Adj. 205 | WW Ratio | Adj. 365 | YW Ratio | Frame | CE Rating |
|----|----------|----------|----------|----------|----------|-------|-----------|
| 74 | 700 | 700 | 107 | 1134 | 96 | 5.2 | *** |

GW TRIPLE CROWN 018C
GW TRIPLE DOUBLE 276K
 GW MISS DUE NORTH 323H

GW MONARCH 387G
GW MISS MONARCH 290J
 GW MISS SPARKY 048G

| CE | BW | WW | YW | ADG | MCE | MILK | MWW | STAY | DOC | YG | MARB | BF | REA | API | TI |
|------|------|----|-----|------|-----|------|-----|------|-----|-------|------|--------|------|-----|----|
| 13 | -2.5 | 78 | 121 | 0.27 | 8 | 24 | 63 | 18 | 17 | -0.17 | 0.71 | -0.014 | 0.79 | 163 | 93 |
| Rank | 40 | 15 | 45 | 45 | 50 | 40 | 50 | 45 | 20 | 10 | | 10 | | 35 | 10 |

DAM INFO Age 3 Weight 1130 Calving Interval 383 BWR 100 WWR 106 YWR 103

GGP



161 668M BB-PP 5/8 SM 3/8 AN DOB: 2/21/2024 ASA# 4344671

| BW | 10/1 Wt. | Adj. 205 | WW Ratio | Adj. 365 | YW Ratio | Frame | CE Rating |
|----|----------|----------|----------|----------|----------|-------|-----------|
| 61 | 740 | 677 | 103 | 1084 | 92 | 5.1 | *** |

GW TRIPLE CROWN 018C
GW TRIPLE DOUBLE 276K
 GW MISS DUE NORTH 323H

TJ HIGH BET 236X
GW MISS HIGH BET 237A
 GW MISS BOY 070X

| CE | BW | WW | YW | ADG | MCE | MILK | MWW | STAY | DOC | YG | MARB | BF | REA | API | TI |
|------|------|----|-----|------|-----|------|-----|------|-----|-------|------|--------|------|-----|----|
| 20 | -4.1 | 77 | 118 | 0.26 | 11 | 24 | 63 | 19 | 16 | -0.27 | 0.54 | -0.052 | 0.79 | 168 | 91 |
| Rank | 3 | 4 | 50 | 50 | 10 | 50 | 50 | 10 | 15 | 35 | 25 | 30 | 35 | 10 | 20 |

DAM INFO Age 11 Weight 1445 Calving Interval 366 BWR 83 WWR 97 YWR 100

GGP



162 722M BB-PP 5/8 SM 3/8 AN DOB: 2/23/2024 ASA# 4340962

| BW | 10/1 Wt. | Adj. 205 | WW Ratio | Adj. 365 | YW Ratio | Frame | CE Rating |
|----|----------|----------|----------|----------|----------|-------|-----------|
| 71 | 625 | 636 | 98 | 1248 | 109 | 5.2 | *** |

HOOK'S EAGLE 6E
JC MR TALON 403G
 JC MS FORCE 403B

CCR COMMANDER 5135F
GW MISS COMMANDER 628K
 GW MISS PREDOMINATE 110D

| CE | BW | WW | YW | ADG | MCE | MILK | MWW | STAY | DOC | YG | MARB | BF | REA | API | TI |
|------|------|----|-----|------|-----|------|-----|------|-----|-------|------|--------|------|-----|----|
| 19 | -3.2 | 87 | 142 | 0.34 | 12 | 25 | 68 | 22 | 14 | -0.23 | 0.59 | -0.008 | 1.02 | 180 | 98 |
| Rank | 3 | 10 | 15 | 10 | 10 | 2 | 45 | 25 | 2 | 35 | 50 | 20 | | 10 | 2 |

DAM INFO Age 2 Weight 1115 Calving Interval BWR 93 WWR 98 YWR 109

GGP



163 582M BB-PP 5/8 SM 3/8 AN DOB: 2/18/2024 ASA# 4340976

| BW | 10/1 Wt. | Adj. 205 | WW Ratio | Adj. 365 | YW Ratio | Frame | CE Rating |
|----|----------|----------|----------|----------|----------|-------|-----------|
| 73 | 685 | 679 | 104 | 1221 | 106 | 5.3 | *** |

HOOK'S EAGLE 6E
JC MR TALON 403G
 JC MS FORCE 403B

CCR WACO 4142G
GW MISS WACO 694K
 GW MISS MOVIN ON 944G

| CE | BW | WW | YW | ADG | MCE | MILK | MWW | STAY | DOC | YG | MARB | BF | REA | API | TI |
|------|------|----|-----|------|-----|------|-----|------|-----|-------|------|--------|------|-----|----|
| 16 | -4.9 | 77 | 121 | 0.28 | 11 | 28 | 66 | 16 | 14 | -0.23 | 0.52 | -0.021 | 0.87 | 158 | 92 |
| Rank | 15 | 3 | 45 | 40 | 10 | 25 | 35 | 40 | 30 | 50 | 30 | | 20 | 15 | 15 |

DAM INFO Age 2 Weight 1125 Calving Interval BWR 96 WWR 104 YWR 106

GGP



164 518M BB-PP 5/8 SM 3/8 AN DOB: 2/15/2024 ASA# 4340952

| BW | 10/1 Wt. | Adj. 205 | WW Ratio | Adj. 365 | YW Ratio | Frame | CE Rating |
|----|----------|----------|----------|----------|----------|-------|-----------|
| 79 | 630 | 625 | 96 | 1137 | 99 | 5.1 | ** |

HOOK'S EAGLE 6E
JC MR TALON 403G
 JC MS FORCE 403B

TFS DUE NORTH 2659Z
GW MISS DUE NORTH 580K
 GW MISS PREM BEEF 900E

| CE | BW | WW | YW | ADG | MCE | MILK | MWW | STAY | DOC | YG | MARB | BF | REA | API | TI |
|------|------|----|-----|------|-----|------|-----|------|-----|-------|------|--------|------|-----|----|
| 15 | -2.0 | 80 | 130 | 0.31 | 10 | 27 | 67 | 19 | 18 | -0.15 | 0.49 | -0.002 | 0.70 | 158 | 89 |
| Rank | 25 | 20 | 35 | 30 | 25 | 15 | 30 | 30 | 10 | 4 | | 30 | | 50 | 15 |

DAM INFO Age 2 Weight 1170 Calving Interval BWR 103 WWR 96 YWR 99

GGP



165 529M BB-PP 5/8 SM 11/32 AN 1/32 AR DOB: 2/16/2024 ASA# 4340987

| BW | 10/1 Wt. | Adj. 205 | WW Ratio | Adj. 365 | YW Ratio | Frame | CE Rating |
|----|----------|----------|----------|----------|----------|-------|-----------|
| 72 | 660 | 653 | 100 | 1044 | 91 | 4.4 | *** |

HOOK'S EAGLE 6E
JC MR TALON 403G
 JC MS FORCE 403B

GW GOOSE 708H
GW MISS GOOSE 750K
 GW MISS PREDOMINATE 985F

| CE | BW | WW | YW | ADG | MCE | MILK | MWW | STAY | DOC | YG | MARB | BF | REA | API | TI |
|------|------|----|-----|------|-----|------|-----|------|-----|-------|------|--------|------|-----|----|
| 16 | -5.6 | 80 | 121 | 0.25 | 10 | 27 | 67 | 21 | 16 | -0.18 | 0.63 | -0.005 | 0.68 | 175 | 97 |
| Rank | 15 | 2 | 35 | 45 | 10 | 25 | 25 | 3 | 15 | | 15 | | 50 | 4 | 10 |

DAM INFO Age 2 Weight 1045 Calving Interval BWR 94 WWR 100 YWR 91

GGP



166 038M BB-PP 5/8 SM 3/8 AN DOB: 3/6/2024 ASA# 4340866

| BW | 10/1 Wt. | Adj. 205 | WW Ratio | Adj. 365 | YW Ratio | Frame | CE Rating |
|----|----------|----------|----------|----------|----------|-------|-----------|
| 80 | 650 | 687 | 106 | 1159 | 101 | 4.9 | ** |

BAR CK PENDLETON 7028
GW HIGH BALL 102H
 GW MISS GPRD 341Z

TFS DUE NORTH 2659Z
GW MISS DUE NORTH 245K
 GW MISS PARAMOUNT 317A

| CE | BW | WW | YW | ADG | MCE | MILK | MWW | STAY | DOC | YG | MARB | BF | REA | API | TI |
|------|------|----|-----|------|-----|------|-----|------|-----|-------|------|--------|------|-----|----|
| 17 | -2.8 | 74 | 111 | 0.23 | 11 | 19 | 56 | 22 | 12 | -0.10 | 0.89 | -0.003 | 0.51 | 185 | 95 |
| Rank | 10 | 15 | | | 4 | | | 2 | | | 3 | | | 2 | 10 |

DAM INFO Age 2 Weight 1330 Calving Interval BWR 104 WWR 106 YWR 101

GGP DDC



167 517M BB-PP 5/8 SM 3/8 AN DOB: 2/15/2024 ASA# 4344517

| BW | 10/1 Wt. | Adj. 205 | WW Ratio | Adj. 365 | YW Ratio | Frame | CE Rating |
|----|----------|----------|----------|----------|----------|-------|-----------|
| 75 | 715 | 650 | 99 | 1265 | 107 | 5.1 | *** |

BAR CK PENDLETON 7028
GW HIGH BALL 102H
GW MISS GPRD 341Z

SOUTHERN FORTUNE TELLER
GW MISS FORTUNE TELLER 715H
GW MISS GOLD DIGGER 788C

| CE | BW | WW | YW | ADG | MCE | MILK | MWW | STAY | DOC | YG | MARB | BF | REA | API | TI |
|------|------|----|-----|------|-----|------|-----|------|-----|-------|------|--------|------|-----|----|
| 17 | -4.1 | 74 | 122 | 0.30 | 10 | 21 | 58 | 19 | 6 | -0.16 | 0.86 | -0.016 | 0.89 | 182 | 97 |
| Rank | 15 | 4 | 40 | 30 | 15 | | | 10 | | | 4 | | 20 | 2 | 10 |

DAM INFO Age 4 Weight 1520 Calving Interval 370 BWR 94 WWR 103 YWR 101

GGP



168 710M BB-PP 5/8 SM 3/8 AN DOB: 2/23/2024 ASA# 4344541

| BW | 10/1 Wt. | Adj. 205 | WW Ratio | Adj. 365 | YW Ratio | Frame | CE Rating |
|----|----------|----------|----------|----------|----------|-------|-----------|
| 78 | 715 | 658 | 101 | 1073 | 91 | 5.2 | *** |

BAR CK PENDLETON 7028
GW HIGH BALL 102H
GW MISS GPRD 341Z

GW QUANTUM LEAP 117B
GW MISS QUANTUM LEAP 367G
GW MISS PB Y1030 912B

| CE | BW | WW | YW | ADG | MCE | MILK | MWW | STAY | DOC | YG | MARB | BF | REA | API | TI |
|------|------|----|-----|------|-----|------|-----|------|-----|-------|------|--------|------|-----|----|
| 14 | -3.3 | 71 | 107 | 0.22 | 10 | 20 | 56 | 21 | 9 | -0.06 | 0.87 | -0.008 | 0.46 | 177 | 93 |
| Rank | 35 | 10 | | | 10 | | | 3 | | | 4 | | | 3 | 15 |

DAM INFO Age 5 Weight 1215 Calving Interval 362 BWR 96 WWR 99 YWR 99

GGP



169 531M BB-PP 5/8 SM 3/8 AN DOB: 2/16/2024 ASA# 4344520

| BW | 10/1 Wt. | Adj. 205 | WW Ratio | Adj. 365 | YW Ratio | Frame | CE Rating |
|----|----------|----------|----------|----------|----------|-------|-----------|
| 70 | 735 | 669 | 102 | 1134 | 96 | 4.7 | *** |

BAR CK PENDLETON 7028
GW HIGH BALL 102H
GW MISS GPRD 341Z

SOUTHERN FORTUNE TELLER
GW MISS FORTUNE TELLER 475H
GW MISS DUAL COMBO 728D

| CE | BW | WW | YW | ADG | MCE | MILK | MWW | STAY | DOC | YG | MARB | BF | REA | API | TI |
|------|------|----|-----|------|-----|------|-----|------|-----|-------|------|-------|------|-----|----|
| 18 | -5.0 | 71 | 108 | 0.23 | 12 | 20 | 56 | 16 | 13 | -0.08 | 0.88 | 0.014 | 0.61 | 176 | 96 |
| Rank | 5 | 2 | | | 3 | | | 40 | 45 | | 4 | | | 3 | 10 |

DAM INFO Age 4 Weight 1275 Calving Interval 353 BWR 100 WWR 102 YWR 103

GGP



170 979M BB-PP 5/8 SM 3/8 AN DOB: 3/3/2024 ASA# 4340859

| BW | 10/1 Wt. | Adj. 205 | WW Ratio | Adj. 365 | YW Ratio | Frame | CE Rating |
|----|----------|----------|----------|----------|----------|-------|-----------|
| 90 | 670 | 699 | 107 | 1151 | 100 | 5.6 | * |

BAR CK PENDLETON 7028
GW HIGH BALL 102H
GW MISS GPRD 341Z

GW BREAKTHRU 045C
GW MISS BREAKTHRU 227K
GW MISS JACKPOT 687H

| CE | BW | WW | YW | ADG | MCE | MILK | MWW | STAY | DOC | YG | MARB | BF | REA | API | TI |
|------|-----|----|-----|------|-----|------|-----|------|-----|-------|------|--------|------|-----|-----|
| 11 | 0.6 | 88 | 134 | 0.29 | 9 | 20 | 64 | 17 | 14 | -0.08 | 1.06 | -0.017 | 0.61 | 176 | 103 |
| Rank | | 15 | 20 | 35 | 25 | | 40 | 30 | 35 | | 1 | | | 3 | 2 |

DAM INFO Age 2 Weight 1295 Calving Interval BWR 116 WWR 107 YWR 100

GGP



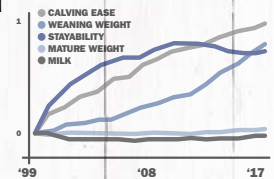
STAY ABILITY

Simmental-influenced cows stay in the herd longer.

Data from the American Simmental Association

show calving ease, maintenance costs (mature size and milk) and weaning weights all favor balancing your herd with Simmental genetics.

MATERNAL TRAIT GENETIC TRENDS
PUREBRED SIMMENTAL IN PAST 20 YEARS



For a cow herd that stands the test of time.

STAND STRONG SIMMENTAL

406-587-4531 • simmental.org

SimGenetics
PROFIT THROUGH SCIENCE
American Simmental Association

171 059M BB-PP 5/8 SM 3/8 AN DOB: 3/7/2024 ASA# 4344259

| BW | 10/1 Wt. | Adj. 205 | WW Ratio | Adj. 365 | YW Ratio | Frame | CE Rating |
|----|----------|----------|----------|----------|----------|-------|-----------|
| 70 | 650 | 669 | 103 | 1243 | 109 | 5.0 | *** |

BAR CK PENDLETON 7028
GW HIGH BALL 102H
GW MISS GPRD 341Z

SOUTHERN FORTUNE TELLER
GW MISS FORTUNE TELLER 463J
GW MISS DUE NORTH 881E

| CE | BW | WW | YW | ADG | MCE | MILK | MWW | STAY | DOC | YG | MARB | BF | REA | API | TI |
|------|------|----|-----|------|-----|------|-----|------|-----|-------|------|--------|------|-----|----|
| 15 | -3.1 | 82 | 138 | 0.35 | 10 | 19 | 60 | 14 | 13 | -0.19 | 0.73 | -0.024 | 0.95 | 164 | 97 |
| Rank | 20 | 10 | 30 | 15 | 10 | | | | 45 | | 10 | | 15 | 10 | 5 |

DAM INFO Age 3 Weight 1250 Calving Interval 371 BWR 102 WWR 110 YWR 116

GGP



172 658M HB-PP 5/8 SM 1/4 AR 1/8 AN DOB: 2/21/2024 ASA# 4344795

| BW | 10/1 Wt. | Adj. 205 | WW Ratio | Adj. 365 | YW Ratio | Frame | CE Rating |
|----|----------|----------|----------|----------|----------|-------|-----------|
| 75 | 710 | 627 | 96 | 1121 | 95 | 5.1 | **** |

GW TRIPLE CROWN 018C
GW THREE PEAT 331K
GW MISS BREAKTHRU 099H

VGW DIRECT DRIVE 512
GW MISS DIRECT DRIVE 906E
GW MISS COMFT ZONE 487B

| CE | BW | WW | YW | ADG | MCE | MILK | MWW | STAY | DOC | YG | MARB | BF | REA | API | TI |
|------|------|----|----|------|-----|------|-----|------|-----|-------|------|--------|------|-----|----|
| 17 | -4.8 | 61 | 94 | 0.20 | 9 | 20 | 50 | 17 | 18 | -0.24 | 0.79 | -0.056 | 0.42 | 169 | 88 |
| Rank | 15 | 3 | | | | 20 | | | 25 | 5 | 45 | 10 | 30 | | 25 |

DAM INFO Age 7 Weight 1445 Calving Interval 367 BWR 95 WWR 99 YWR 97

GGP



173 792M BB-PP 5/8 SM 3/8 AN DOB: 2/25/2024 ASA# 4344290

| BW | 10/1 Wt. | Adj. 205 | WW Ratio | Adj. 365 | YW Ratio | Frame | CE Rating |
|----|----------|----------|----------|----------|----------|-------|-----------|
| 76 | 675 | 655 | 101 | 1109 | 97 | 5.5 | **** |

GW TRIPLE CROWN 018C
GW THREE PEAT 331K
GW MISS BREAKTHRU 099H

GIBBS 7019E BRONCO
GW MISS BRONCO 184J
GW MISS ROOKIE 459A

| CE | BW | WW | YW | ADG | MCE | MILK | MWW | STAY | DOC | YG | MARB | BF | REA | API | TI |
|------|------|----|-----|------|-----|------|-----|------|-----|-------|------|--------|------|-----|----|
| 18 | -4.0 | 73 | 118 | 0.28 | 10 | 22 | 58 | 16 | 15 | -0.16 | 0.51 | -0.036 | 0.54 | 157 | 88 |
| Rank | 10 | 5 | | 50 | 40 | 10 | | 35 | 25 | | 30 | | | 15 | 30 |

DAM INFO Age 3 Weight 1170 Calving Interval 349 BWR 94 WWR 100 YWR 101

GGP



174 149M HB-PP 1/2 SM 1/2 AR DOB: 3/13/2024 ASA# 4344616

| BW | 10/1 Wt. | Adj. 205 | WW Ratio | Adj. 365 | YW Ratio | Frame | CE Rating |
|----|----------|----------|----------|----------|----------|-------|-----------|
| 89 | 715 | 697 | 107 | 1192 | 101 | 5.3 | * |

BIEBER CL ATOMIC C218
GW WARHEAD 210J
GW MISS BEACON 462G

VGW DIRECT DRIVE 512
GW MISS DIRECT DRIVE 437G
GW MISS PREDESTINED 675C

| CE | BW | WW | YW | ADG | MCE | MILK | MWW | STAY | DOC | YG | MARB | BF | REA | API | TI |
|------|------|----|-----|------|-----|------|-----|------|-----|------|------|-------|------|-----|----|
| 9 | -1.3 | 85 | 137 | 0.33 | 6 | 26 | 68 | 13 | 16 | 0.04 | 0.52 | 0.007 | 0.28 | 139 | 90 |
| Rank | 30 | 20 | 15 | 15 | | 40 | 25 | | 10 | | 30 | | | 40 | 20 |

DAM INFO Age 5 Weight 1655 Calving Interval 375 BWR 107 WWR 100 YWR 102

GGP



175 033M HB-PP 1/2 SM 3/8 AR 1/8 AN DOB: 3/6/2024 ASA# 4344325

| BW | 10/1 Wt. | Adj. 205 | WW Ratio | Adj. 365 | YW Ratio | Frame | CE Rating |
|----|----------|----------|----------|----------|----------|-------|-----------|
| 70 | 680 | 678 | 105 | 1090 | 95 | 4.9 | **** |

BIEBER CL ATOMIC C218
GW WARHEAD 210J
GW MISS BEACON 462G

GW MOVIN ON 183C
GW MISS MOVIN ON 258J
GW MISS DIRECT DRIVE 037G

| CE | BW | WW | YW | ADG | MCE | MILK | MWW | STAY | DOC | YG | MARB | BF | REA | API | TI |
|------|------|----|-----|------|-----|------|-----|------|-----|------|------|-------|------|-----|----|
| 16 | -4.5 | 72 | 119 | 0.29 | 10 | 26 | 62 | 14 | 17 | 0.04 | 0.46 | 0.015 | 0.35 | 147 | 86 |
| Rank | 15 | 3 | | 50 | 35 | 15 | 35 | 50 | 10 | | 35 | | | 30 | 35 |

DAM INFO Age 3 Weight 1335 Calving Interval 379 BWR 93 WWR 98 YWR 95

GGP



176 075M BB-PP 5/8 SM 5/16 AR 1/16 AN DOB: 3/8/2024 ASA# 4344510

| BW | 10/1 Wt. | Adj. 205 | WW Ratio | Adj. 365 | YW Ratio | Frame | CE Rating |
|----|----------|----------|----------|----------|----------|-------|-----------|
| 69 | 705 | 678 | 104 | 1102 | 93 | 5.5 | **** |

BIEBER CL ATOMIC C218
GW WARHEAD 210J
GW MISS BEACON 462G

GW SPARKY 369E
GW MISS SPARKY 515G
GW MISS SUBSTANCE 593C

| CE | BW | WW | YW | ADG | MCE | MILK | MWW | STAY | DOC | YG | MARB | BF | REA | API | TI |
|------|------|----|-----|------|-----|------|-----|------|-----|-------|------|--------|------|-----|----|
| 18 | -5.4 | 73 | 111 | 0.24 | 11 | 31 | 67 | 23 | 14 | -0.18 | 0.33 | -0.012 | 0.51 | 163 | 85 |
| Rank | 5 | 2 | | | | 10 | 10 | 25 | 1 | 35 | | | | 10 | 35 |

DAM INFO Age 5 Weight 1275 Calving Interval 371 BWR 83 WWR 104 YWR 98

GGP DDC



177 948M BB-PP 5/8 SM 3/8 AN DOB: 3/2/2024 ASA# 4344232

| BW | 10/1 Wt. | Adj. 205 | WW Ratio | Adj. 365 | YW Ratio | Frame | CE Rating |
|----|----------|----------|----------|----------|----------|-------|-----------|
| 81 | 615 | 611 | 94 | 1164 | 102 | 5.1 | *** |

G A R EARLY BIRD
BAR CK PENDLETON 7028
BAR CK MS 38K 3196A

GW SPARKY 369E
GW MISS SPARKY 643J
GW MISS WOLFPACK 839E

| CE | BW | WW | YW | ADG | MCE | MILK | MWW | STAY | DOC | YG | MARB | BF | REA | API | TI |
|------|------|----|-----|------|-----|------|-----|------|-----|-------|------|--------|------|-----|----|
| 18 | -3.3 | 67 | 117 | 0.31 | 11 | 23 | 57 | 14 | 20 | -0.18 | 0.79 | -0.053 | 0.45 | 167 | 91 |
| Rank | 10 | 10 | | 25 | 5 | | | | 2 | | 10 | | 30 | 10 | 20 |

DAM INFO Age 3 Weight 1255 Calving Interval 355 BWR 107 WWR 97 YWR 102

GGP



178 205M BB-PP 1/2 SM 1/4 AN 1/4 AR DOB: 3/23/2024 ASA# 4344432

| BW | 10/1 Wt. | Adj. 205 | WW Ratio | Adj. 365 | YW Ratio | Frame | CE Rating |
|----|----------|----------|----------|----------|----------|-------|-----------|
| 81 | 640 | 644 | 98 | 1178 | 100 | 5.2 | **** |

G A R EARLY BIRD
BAR CK PENDLETON 7028
BAR CK MS 38K 3196A

5L ADVANTAGE 560-108B
GW MISS ADVANTAGE 063F
GW MISS OLIE 113Y

| CE | BW | WW | YW | ADG | MCE | MILK | MWW | STAY | DOC | YG | MARB | BF | REA | API | TI |
|------|------|----|-----|------|-----|------|-----|------|-----|-------|------|--------|------|-----|----|
| 18 | -3.7 | 74 | 117 | 0.27 | 10 | 28 | 65 | 14 | 19 | -0.12 | 0.72 | -0.037 | 0.25 | 163 | 93 |
| Rank | 10 | 10 | | 50 | 50 | 10 | 20 | 35 | | 3 | 10 | | | 10 | 15 |

DAM INFO Age 6 Weight 1510 Calving Interval 374 BWR 99 WWR 101 YWR 103

GGP





Lot 179

179 180M HB-PP 5/8 SM 5/16 AN 1/16 AR DOB: 3/18/2024 ASA# 4344319

| BW | 10/1 Wt. | Adj. 205 | WW Ratio | Adj. 365 | YW Ratio | Frame | CE Rating |
|----|----------|----------|----------|----------|----------|-------|-----------|
| 73 | 685 | 718 | 111 | 1221 | 107 | 4.7 | *** * |

CCR ABILENE 6018C GW SPARKY 369E
 CCR WACO 4142G GW MISS SPARKY 160J
 CCR MS CATALYST 4142B GW MISS CARRY ON 299G

| CE | BW | WW | YW | ADG | MCE | MILK | MWW | STAY | DOC | YG | MARB | BF | REA | API | TI |
|------|------|----|-----|------|-----|------|-----|------|-----|-------|------|--------|------|-----|----|
| 17 | -3.6 | 69 | 109 | 0.25 | 10 | 23 | 57 | 12 | 18 | -0.20 | 0.76 | -0.037 | 0.51 | 157 | 91 |
| Rank | 15 | 10 | | | 10 | | | | 10 | | 10 | | | 15 | 20 |

DAM INFO Age 3 Weight 1260 Calving Interval 385 BWR 105 WWR 104 YWR 106

GGP  

180 427M BB-PP 5/8 SM 3/8 AN DOB: 2/10/2024 ASA# 4340999

| BW | 10/1 Wt. | Adj. 205 | WW Ratio | Adj. 365 | YW Ratio | Frame | CE Rating |
|----|----------|----------|----------|----------|----------|-------|-----------|
| 85 | 630 | 618 | 95 | 1170 | 102 | 5.0 | ** |

BAR CK PENDLETON 7028 GW BREAKTHRU 045C
 GW HIGH BALL 102H GW MISS BREAKTHRU 812K
 GW MISS GPRD 341Z GW MISS QUANTUM LEAP 061G

| CE | BW | WW | YW | ADG | MCE | MILK | MWW | STAY | DOC | YG | MARB | BF | REA | API | TI |
|------|------|----|-----|------|-----|------|-----|------|-----|-------|------|--------|------|-----|-----|
| 13 | -1.2 | 86 | 135 | 0.30 | 9 | 17 | 60 | 16 | 11 | -0.08 | 1.06 | -0.006 | 0.64 | 179 | 104 |
| Rank | 45 | 30 | 20 | 30 | 20 | | | 45 | | | 1 | | | 3 | 1 |

DAM INFO Age 2 Weight 1340 Calving Interval BWR 110 WWR 95 YWR 102

GGP  

181 665M BB-PP 5/8 SM 9/32 AN 3/32 AR DOB: 2/21/2024 ASA# 4344528

| BW | 10/1 Wt. | Adj. 205 | WW Ratio | Adj. 365 | YW Ratio | Frame | CE Rating |
|----|----------|----------|----------|----------|----------|-------|-----------|
| 74 | 700 | 645 | 99 | 1139 | 97 | 5.1 | *** * |

BAR CK PENDLETON 7028 GW MOVIN ON 183C
 GW HIGH BALL 102H GW MISS MOVIN ON 189H
 GW MISS GPRD 341Z GW MISS YUKON JACK 957E

| CE | BW | WW | YW | ADG | MCE | MILK | MWW | STAY | DOC | YG | MARB | BF | REA | API | TI |
|------|------|----|-----|------|-----|------|-----|------|-----|-------|------|--------|------|-----|----|
| 16 | -3.1 | 72 | 117 | 0.28 | 10 | 18 | 54 | 18 | 13 | -0.13 | 0.85 | -0.013 | 0.66 | 175 | 94 |
| Rank | 15 | 10 | 50 | 40 | 15 | | | 20 | 40 | | 4 | | | 4 | 10 |

DAM INFO Age 4 Weight 1320 Calving Interval 353 BWR 95 WWR 101 YWR 97

GGP  

182 473M BB-PP 5/8 SM 11/32 AN 1/32 AR DOB: 2/13/2024 ASA# 4340928

| BW | 10/1 Wt. | Adj. 205 | WW Ratio | Adj. 365 | YW Ratio | Frame | CE Rating |
|----|----------|----------|----------|----------|----------|-------|-----------|
| 76 | 625 | 616 | 95 | 1067 | 93 | 5.0 | * |

BAR CK PENDLETON 7028 GW GOOSE 708H
 GW HIGH BALL 102H GW MISS GOOSE 738K
 GW MISS GPRD 341Z GW MISS CARRY ON 541G

| CE | BW | WW | YW | ADG | MCE | MILK | MWW | STAY | DOC | YG | MARB | BF | REA | API | TI |
|------|------|----|-----|------|-----|------|-----|------|-----|-------|------|--------|------|-----|----|
| 12 | -2.7 | 80 | 128 | 0.30 | 8 | 17 | 57 | 18 | 12 | -0.07 | 0.83 | -0.026 | 0.45 | 170 | 96 |
| Rank | 15 | 35 | 30 | 30 | 30 | | | 20 | | | 5 | | | 10 | 10 |

DAM INFO Age 2 Weight 1095 Calving Interval BWR 99 WWR 95 YWR 93

GGP  

183 167M BB-PP 1/2 SM 1/4 AN 1/8 AR DOB: 3/16/2024 ASA# 4344518

| BW | 10/1 Wt. | Adj. 205 | WW Ratio | Adj. 365 | YW Ratio | Frame | CE Rating |
|----|----------|----------|----------|----------|----------|-------|-----------|
| 81 | 660 | 658 | 101 | 1227 | 104 | 5.6 | *** * |

BAR CK PENDLETON 7028 REDHILL CROSS-TY 41E
 GW HIGH BALL 102H GW MISS CROSS-TY 775H
 GW MISS GPRD 341Z GW MISS MOON 221I

| CE | BW | WW | YW | ADG | MCE | MILK | MWW | STAY | DOC | YG | MARB | BF | REA | API | TI |
|------|------|----|-----|------|-----|------|-----|------|-----|-------|------|--------|------|-----|----|
| 16 | -2.1 | 70 | 109 | 0.24 | 10 | 16 | 51 | 14 | 9 | -0.09 | 0.84 | -0.019 | 0.55 | 163 | 90 |
| Rank | 20 | 20 | | | 10 | | | | | | 4 | | | 10 | 20 |

DAM INFO Age 4 Weight 1390 Calving Interval 379 BWR 101 WWR 97 YWR 99

GGP  

184 678M HB-PP 5/8 SM 11/32 AN 1/32 AR DOB: 2/21/2024 ASA# 4344321

| BW | 10/1 Wt. | Adj. 205 | WW Ratio | Adj. 365 | YW Ratio | Frame | CE Rating |
|----|----------|----------|----------|----------|----------|-------|-----------|
| 73 | 645 | 616 | 95 | 1100 | 96 | 5.4 | *** * |

GW TRIPLE CROWN 018C BAR CK PENDLETON 7028
 GW THREE PEAT 331K GW MISS PENDLETON 218J
 GW MISS BREAKTHRU 099H GW MISS SPARKY 263G

| CE | BW | WW | YW | ADG | MCE | MILK | MWW | STAY | DOC | YG | MARB | BF | REA | API | TI |
|------|------|----|-----|------|-----|------|-----|------|-----|-------|------|--------|------|-----|----|
| 18 | -5.3 | 73 | 114 | 0.26 | 10 | 20 | 57 | 18 | 19 | -0.20 | 0.89 | -0.034 | 0.59 | 183 | 98 |
| Rank | 10 | 2 | | | 10 | | | 20 | 3 | | 3 | | | 2 | 4 |

DAM INFO Age 3 Weight 1160 Calving Interval 373 BWR 96 WWR 95 YWR 96

GGP  

185 251M HB-PP 3/4 SM 1/4 AN DOB: 4/3/2024 ASA# 4344512

| BW | 10/1 Wt. | Adj. 205 | WW Ratio | Adj. 365 | YW Ratio | Frame | CE Rating |
|----|----------|----------|----------|----------|----------|-------|-----------|
| 90 | 615 | 661 | 106 | 1265 | 112 | 5.9 | ** |

GW TRIPLE CROWN 018C HOOK'S BEACON 56B
 GW THREE PEAT 331K GW MISS BEACON 886E
 GW MISS BREAKTHRU 099H GW MISS LUCKY CHARM 551U

| CE | BW | WW | YW | ADG | MCE | MILK | MWW | STAY | DOC | YG | MARB | BF | REA | API | TI |
|------|------|----|-----|------|-----|------|-----|------|-----|-------|------|--------|------|-----|----|
| 13 | -1.2 | 76 | 117 | 0.26 | 9 | 26 | 63 | 20 | 16 | -0.36 | 0.80 | -0.056 | 1.16 | 171 | 94 |
| Rank | 45 | 30 | 50 | 50 | 20 | 40 | 45 | 10 | 15 | 15 | 10 | 30 | 3 | 5 | 15 |

DAM INFO Age 7 Weight 1775 Calving Interval 376 BWR 108 WWR 110 YWR 111

GGP  

186 445M HB-PP 5/8 SM 1/4 AN 1/8 AR DOB: 2/12/2024 ASA# 4340879

| BW | 10/1 Wt. | Adj. 205 | WW Ratio | Adj. 365 | YW Ratio | Frame | CE Rating |
|----|----------|----------|----------|----------|----------|-------|-----------|
| 74 | 660 | 637 | 98 | 1118 | 97 | 4.8 | *** |

GW TRIPLE CROWN 018C
GW THREE PEAT 331K
GW MISS BREAKTHRU 099H

GW DEADWOOD 079G
GW MISS DEADWOOD 297K
GW MISS DUE NORTH 399H

| CE | BW | WW | YW | ADG | MCE | MILK | MWW | STAY | DOC | YG | MARB | BF | REA | API | TI |
|------|------|----|-----|------|-----|------|-----|------|-----|-------|------|--------|------|-----|----|
| 16 | -2.1 | 73 | 118 | 0.28 | 9 | 21 | 57 | 14 | 18 | -0.17 | 0.75 | -0.036 | 0.69 | 159 | 91 |
| Rank | 20 | 20 | 50 | 40 | 20 | | | | 4 | | 10 | | 50 | 15 | 20 |

DAM INFO Age 2 Weight 950 Calving Interval BWR 97 WWR 98 YWR 97

GGP



187 857M HB-PP 5/8 SM 5/16 AN 1/16 AR DOB: 2/27/2024 ASA# 4344784

| BW | 10/1 Wt. | Adj. 205 | WW Ratio | Adj. 365 | YW Ratio | Frame | CE Rating |
|----|----------|----------|----------|----------|----------|-------|-----------|
| 75 | 685 | 645 | 99 | 1149 | 97 | 5.2 | ** |

GW TRIPLE CROWN 018C
GW THREE PEAT 331K
GW MISS BREAKTHRU 099H

GW SPARKY 369E
GW MISS SPARKY 613H
GW MISS CARRY ON 918E

| CE | BW | WW | YW | ADG | MCE | MILK | MWW | STAY | DOC | YG | MARB | BF | REA | API | TI |
|------|------|----|-----|------|-----|------|-----|------|-----|-------|------|--------|------|-----|----|
| 17 | -1.7 | 72 | 113 | 0.26 | 10 | 23 | 59 | 15 | 17 | -0.31 | 0.63 | -0.063 | 1.01 | 156 | 88 |
| Rank | 10 | 25 | | | 15 | | | | 45 | 10 | 25 | 15 | 20 | 10 | 20 |

DAM INFO Age 4 Weight 1290 Calving Interval 375 BWR 90 WWR 100 YWR 97

GGP



188 707M HB-PP 1/2 SM 1/4 AR 3/16 AN DOB: 2/22/2024 ASA# 4344757

| BW | 10/1 Wt. | Adj. 205 | WW Ratio | Adj. 365 | YW Ratio | Frame | CE Rating |
|----|----------|----------|----------|----------|----------|-------|-----------|
| 61 | 670 | 596 | | 1150 | | 4.9 | **** |

GW TRIPLE CROWN 018C
GW TRIPLE DOUBLE 276K
GW MISS DUE NORTH 323H

5L ADVANTAGE 560-108B
GW MISS ADVANTAGE 667G
GW MISS COM. ZONE 426A

| CE | BW | WW | YW | ADG | MCE | MILK | MWW | STAY | DOC | YG | MARB | BF | REA | API | TI |
|------|------|----|-----|------|-----|------|-----|------|-----|-------|------|--------|------|-----|----|
| 17 | -2.8 | 67 | 104 | 0.23 | 9 | 24 | 57 | 18 | 18 | -0.17 | 0.66 | -0.014 | 0.50 | 162 | 86 |
| Rank | 15 | 15 | | | 20 | | | 20 | 5 | | 15 | | | 15 | 35 |

DAM INFO Age 5 Weight 1275 Calving Interval 368 BWR 100 WWR 100 YWR 98

GGP TWIN TO LOT 189



189 706M HB-PP 1/2 SM 1/4 AR 3/16 AN DOB: 2/22/2024 ASA# 4344756

| BW | 10/1 Wt. | Adj. 205 | WW Ratio | Adj. 365 | YW Ratio | Frame | CE Rating |
|----|----------|----------|----------|----------|----------|-------|-----------|
| 69 | 745 | 666 | | 1180 | | 5.4 | **** |

GW TRIPLE CROWN 018C
GW TRIPLE DOUBLE 276K
GW MISS DUE NORTH 323H

5L ADVANTAGE 560-108B
GW MISS ADVANTAGE 667G
GW MISS COM. ZONE 426A

| CE | BW | WW | YW | ADG | MCE | MILK | MWW | STAY | DOC | YG | MARB | BF | REA | API | TI |
|------|------|----|-----|------|-----|------|-----|------|-----|-------|------|--------|------|-----|----|
| 17 | -2.8 | 67 | 104 | 0.23 | 9 | 24 | 57 | 18 | 18 | -0.17 | 0.66 | -0.014 | 0.50 | 162 | 86 |
| Rank | 15 | 15 | | | 20 | | | 20 | 5 | | 15 | | | 15 | 35 |

DAM INFO Age 5 Weight 1275 Calving Interval 368 BWR 100 WWR 100 YWR 98

GGP TWIN TO LOT 188



190 751M HB-PP 5/8 SM 1/4 AN 1/8 AR DOB: 2/24/2024 ASA# 4344761

| BW | 10/1 Wt. | Adj. 205 | WW Ratio | Adj. 365 | YW Ratio | Frame | CE Rating |
|----|----------|----------|----------|----------|----------|-------|-----------|
| 74 | 705 | 639 | 98 | 1114 | 95 | 4.9 | **** |

GW TRIPLE CROWN 018C
GW TRIPLE DOUBLE 276K
GW MISS DUE NORTH 323H

GW MOVIN ON 183C
GW MISS MOVIN ON 070F
GW MISS NEBULA 017X

| CE | BW | WW | YW | ADG | MCE | MILK | MWW | STAY | DOC | YG | MARB | BF | REA | API | TI |
|------|------|----|-----|------|-----|------|-----|------|-----|-------|------|--------|------|-----|----|
| 18 | -1.9 | 74 | 115 | 0.26 | 10 | 21 | 58 | 20 | 16 | -0.28 | 0.36 | -0.039 | 0.81 | 151 | 82 |
| Rank | 10 | 20 | | | 15 | | | 10 | 15 | 35 | | | 30 | 25 | 50 |

DAM INFO Age 6 Weight 1675 Calving Interval 369 BWR 90 WWR 95 YWR 96

GGP



Lot 190

191 579M BB-PP 5/8 SM 11/32 AN 1/32 AR DOB: 2/18/2024 ASA# 4340922

| BW | 10/1 Wt. | Adj. 205 | WW Ratio | Adj. 365 | YW Ratio | Frame | CE Rating |
|----|----------|----------|----------|----------|----------|-------|-----------|
| 72 | 660 | 655 | 101 | 1087 | 95 | 5.1 | **** |

GIBBS 9114G ESSENTIAL
JC MR MOST WANTED 682K
JC AY MS FORCE 682D

GW HAWKEYE 805H
GW MISS HAWKEYE 449K
GW MISS BRONCO 176H

| CE | BW | WW | YW | ADG | MCE | MILK | MWW | STAY | DOC | YG | MARB | BF | REA | API | TI |
|------|------|----|-----|------|-----|------|-----|------|-----|-------|------|--------|------|-----|----|
| 21 | -4.2 | 67 | 109 | 0.26 | 13 | 29 | 62 | 21 | 13 | -0.11 | 0.67 | -0.005 | 0.63 | 177 | 89 |
| Rank | 1 | 4 | | | 1 | 15 | 50 | 3 | 40 | | 15 | | | 3 | 25 |

DAM INFO Age 2 Weight 1255 Calving Interval BWR 94 WWR 101 YWR 95

GGP



192 752M BB-HP 5/8 SM 3/8 AN DOB: 2/24/2024 ASA# 4344726

| BW | 10/1 Wt. | Adj. 205 | WW Ratio | Adj. 365 | YW Ratio | Frame | CE Rating |
|----|----------|----------|----------|----------|----------|-------|-----------|
| 71 | 705 | 644 | 98 | 1130 | 96 | 5.4 | **** |

GIBBS 9114G ESSENTIAL
JC MR MOST WANTED 682K
JC AY MS FORCE 682D

GW CARRY ON Z0219
GW MISS CARRY ON 814F
GW MISS STELLAR 621B

| CE | BW | WW | YW | ADG | MCE | MILK | MWW | STAY | DOC | YG | MARB | BF | REA | API | TI |
|------|------|----|-----|------|-----|------|-----|------|-----|-------|------|--------|------|-----|----|
| 19 | -4.4 | 68 | 104 | 0.23 | 12 | 27 | 61 | 23 | 14 | -0.17 | 0.61 | -0.023 | 0.45 | 175 | 88 |
| Rank | 3 | 4 | | | 3 | 25 | | 1 | 35 | | 20 | | | 4 | 30 |

DAM INFO Age 6 Weight 1350 Calving Interval 367 BWR 96 WWR 99 YWR 96

GGP



193 484M BB-PP 5/8 SM 3/8 AN DOB: 2/14/2024 ASA# 4341001

| BW | 10/1 Wt. | Adj. 205 | WW Ratio | Adj. 365 | YW Ratio | Frame | CE Rating |
|----|----------|----------|----------|----------|----------|-------|-----------|
| 71 | 640 | 633 | 97 | 1214 | 106 | 5.3 | ***** |

GIBBS 9114G ESSENTIAL
 JC MR MOST WANTED 682K
 JC AY MS FORCE 682D

BAR CK PENDLETON 7028
 GW MISS PENDLETON 820K
 GW MISS COMMANDER 002F

| CE | BW | WW | YW | ADG | MCE | MILK | MWW | STAY | DOC | YG | MARB | BF | REA | API | TI |
|--------|------|----|-----|------|-----|------|-----|------|-----|-------|------|--------|------|-----|----|
| 21 | -5.2 | 69 | 111 | 0.27 | 13 | 28 | 62 | 21 | 16 | -0.15 | 0.63 | -0.005 | 0.77 | 177 | 90 |
| Rank 1 | 2 | | | 50 | 1 | 20 | 50 | 3 | 15 | | 15 | | 35 | 3 | 20 |

DAM INFO Age 2 Weight 1215 Calving Interval BWR 93 WWR 97 YWR 106

GGP



195 620M BB-PP 5/8 SM 9/32 AN 3/32 AR DOB: 2/20/2024 ASA# 4340998

| BW | 10/1 Wt. | Adj. 205 | WW Ratio | Adj. 365 | YW Ratio | Frame | CE Rating |
|----|----------|----------|----------|----------|----------|-------|-----------|
| 83 | 680 | 680 | 104 | 1201 | 105 | 5.4 | *** |

GIBBS 9114G ESSENTIAL
 JC MR MOST WANTED 682K
 JC AY MS FORCE 682D

GW SPARKY 369E
 GW MISS SPARKY 810K
 GW MISS GPRD 496A

| CE | BW | WW | YW | ADG | MCE | MILK | MWW | STAY | DOC | YG | MARB | BF | REA | API | TI |
|---------|------|----|-----|------|-----|------|-----|------|-----|-------|------|--------|------|-----|----|
| 17 | -1.6 | 77 | 122 | 0.28 | 9 | 28 | 66 | 14 | 18 | -0.25 | 0.46 | -0.034 | 1.13 | 147 | 87 |
| Rank 10 | 25 | 45 | 40 | 40 | 15 | 20 | 30 | | 4 | 45 | 35 | | 3 | 30 | 30 |

DAM INFO Age 2 Weight 1075 Calving Interval BWR 108 WWR 104 YWR 105

GGP



197 110M R-PP 5/8 SM 7/32 AN 5/32 AR DOB: 3/10/2024 ASA# 4344775

| BW | 10/1 Wt. | Adj. 205 | WW Ratio | Adj. 365 | YW Ratio | Frame | CE Rating |
|----|----------|----------|----------|----------|----------|-------|-----------|
| 64 | 610 | 603 | 92 | 1137 | 96 | 5.0 | ***** |

GW TRIPLE CROWN 018C
 GW THREE PEAT 331K
 GW MISS BREAKTHRU 099H

GW RED ROCK 648F
 GW MISS RED ROCK 393H
 GW MISS COMMOTION 763D

| CE | BW | WW | YW | ADG | MCE | MILK | MWW | STAY | DOC | YG | MARB | BF | REA | API | TI |
|---------|------|----|----|------|-----|------|-----|------|-----|-------|------|--------|------|-----|----|
| 18 | -5.4 | 58 | 96 | 0.24 | 10 | 22 | 51 | 21 | 18 | -0.22 | 0.79 | -0.033 | 0.63 | 179 | 88 |
| Rank 10 | 2 | | | 10 | | | | 3 | 5 | 50 | 10 | | 3 | 30 | 30 |

DAM INFO Age 4 Weight 1265 Calving Interval 377 BWR 96 WWR 99 YWR 101

GGP



194 742M BB-PP 5/8 SM 5/16 AN 1/16 CS DOB: 2/24/2024 ASA# 4344742

| BW | 10/1 Wt. | Adj. 205 | WW Ratio | Adj. 365 | YW Ratio | Frame | CE Rating |
|----|----------|----------|----------|----------|----------|-------|-----------|
| 79 | 705 | 649 | 99 | 1196 | 101 | 6.2 | ***** |

GIBBS 9114G ESSENTIAL
 JC MR MOST WANTED 682K
 JC AY MS FORCE 682D

GW PREDOMINATE 848A
 GW MISS PREDOMINATE 566C
 GW MISS HI DENSITY 0879N

| CE | BW | WW | YW | ADG | MCE | MILK | MWW | STAY | DOC | YG | MARB | BF | REA | API | TI | |
|---------|------|----|-----|------|-----|------|-----|------|-----|-------|------|--------|------|-----|----|----|
| 17 | -2.9 | 72 | 119 | 0.30 | 10 | 24 | 60 | 16 | 17 | -0.10 | 0.45 | -0.009 | 0.73 | 150 | 84 | |
| Rank 15 | 10 | | | 50 | 30 | 15 | 50 | | 35 | 10 | | 40 | | 45 | 25 | 40 |

DAM INFO Age 9 Weight 1440 Calving Interval 366 BWR 98 WWR 99 YWR 100

GGP



196 098M R-PP 1/2 SM 5/16 AR 3/16 AN DOB: 3/9/2024 ASA# 4344330

| BW | 10/1 Wt. | Adj. 205 | WW Ratio | Adj. 365 | YW Ratio | Frame | CE Rating |
|----|----------|----------|----------|----------|----------|-------|-----------|
| 66 | 615 | 621 | 96 | 1143 | 100 | 5.0 | ***** |

GW MOVIN ON 183C
 GW FIRE LINE 879J
 KOCH MS NEBLUA 600D

GW DEADWOOD 079G
 GW MISS DEADWOOD 246J
 GW MISS MOVIN ON 140W

| CE | BW | WW | YW | ADG | MCE | MILK | MWW | STAY | DOC | YG | MARB | BF | REA | API | TI |
|--------|------|----|-----|------|-----|------|-----|------|-----|-------|------|--------|------|-----|----|
| 21 | -5.3 | 71 | 112 | 0.26 | 11 | 25 | 60 | 16 | 14 | -0.16 | 0.69 | -0.040 | 0.31 | 170 | 93 |
| Rank 2 | 2 | | | | | 10 | 45 | | 45 | 35 | | 15 | | 10 | 15 |

DAM INFO Age 3 Weight 1340 Calving Interval 377 BWR 97 WWR 96 YWR 100

GGP



198 631M R-PP 1/2 SM 11/32 AN 5/32 AR DOB: 2/20/2024 ASA# 4344472

| BW | 10/1 Wt. | Adj. 205 | WW Ratio | Adj. 365 | YW Ratio | Frame | CE Rating |
|----|----------|----------|----------|----------|----------|-------|-----------|
| 83 | 680 | 608 | 93 | 1113 | 94 | 5.4 | *** |

GW MOVIN ON 183C
 GW COPPERHEAD 919G
 GW MISS DIRCT DRIVE 932E

GW CARRY ON Z0219
 GW MISS CARRY ON 001E
 GW MISS PREDESTINED 278Y

| CE | BW | WW | YW | ADG | MCE | MILK | MWW | STAY | DOC | YG | MARB | BF | REA | API | TI | |
|---------|------|----|-----|------|-----|------|-----|------|-----|-------|------|--------|------|-----|----|----|
| 14 | -3.4 | 74 | 120 | 0.29 | 10 | 24 | 61 | 15 | 19 | -0.34 | 0.70 | -0.055 | 0.85 | 160 | 93 | |
| Rank 40 | 10 | | | 45 | 35 | 15 | | | 50 | 3 | 20 | 10 | 30 | 25 | 15 | 15 |

DAM INFO Age 7 Weight 1510 Calving Interval 366 BWR 92 WWR 93 YWR 96

GGP DDC



199 684M BB-PP 1/2 SM 5/16 AR 3/16 AN DOB: 2/22/2024 ASA# 4344427

| BW | 10/1 Wt. | Adj. 205 | WW Ratio | Adj. 365 | YW Ratio | Frame | CE Rating |
|----|----------|----------|----------|----------|----------|-------|-----------|
| 68 | 645 | 576 | | 1159 | | 4.9 | *** |

BIEBER CL ATOMIC C218
GW WARHEAD 210J
GW MISS BEACON 462G

GW SPARKY 369E
GW MISS SPARKY 571H
GW MISS PLAYBOOK 044F

| CE | BW | WW | YW | ADG | MCE | MILK | MWW | STAY | DOC | YG | MARB | BF | REA | API | TI |
|------|------|----|-----|------|-----|------|-----|------|-----|------|------|-------|------|-----|----|
| 16 | -2.9 | 78 | 128 | 0.31 | 11 | 29 | 69 | 21 | 15 | 0.01 | 0.28 | 0.039 | 0.64 | 151 | 84 |
| Rank | 15 | 10 | 45 | 30 | 25 | 5 | 15 | 20 | 3 | 20 | | | | 25 | 45 |

DAM INFO Age 4 Weight 1305 Calving Interval 351 BWR 113 WWR 105 YWR 104

GGP TWIN



200 212M HB-PP 5/8 SM 1/4 AR 1/8 AN DOB: 3/24/2024 ASA# 4367616

| BW | 10/1 Wt. | Adj. 205 | WW Ratio | Adj. 365 | YW Ratio | Frame | CE Rating |
|----|----------|----------|----------|----------|----------|-------|-----------|
| 86 | 640 | 652 | 100 | 1185 | 98 | 5.5 | *** |

BIEBER CL ATOMIC C218
GW WARHEAD 210J
GW MISS BEACON 462G

GW PREDOMINATE 848A
GW MISS PREDOMINATE 491E
GW MISS PREM BEEF 825C

| CE | BW | WW | YW | ADG | MCE | MILK | MWW | STAY | DOC | YG | MARB | BF | REA | API | TI |
|------|------|----|-----|------|-----|------|-----|------|-----|------|------|-------|------|-----|----|
| 14 | -1.9 | 82 | 131 | 0.30 | 9 | 27 | 68 | 19 | 15 | 0.04 | 0.36 | 0.012 | 0.27 | 147 | 86 |
| Rank | 40 | 20 | 30 | 25 | 30 | 20 | 25 | 10 | 25 | | | | | 30 | 35 |

DAM INFO Age 7 Weight 1425 Calving Interval 373 BWR 100 WWR 103 YWR 104

GGP



201 138M HB-PP 5/8 SM 1/4 AR 1/8 AN DOB: 3/13/2024 ASA# 4344920

| BW | 10/1 Wt. | Adj. 205 | WW Ratio | Adj. 365 | YW Ratio | Frame | CE Rating |
|----|----------|----------|----------|----------|----------|-------|-----------|
| 98 | 700 | 700 | 107 | 1263 | 107 | 5.8 | * |

BIEBER CL ATOMIC C218
GW WARHEAD 210J
GW MISS BEACON 462G

GW TRIPLE CROWN 018C
GW MISS TRIPLE CROWN 514H
GW MISS ALUMNI 598B

| CE | BW | WW | YW | ADG | MCE | MILK | MWW | STAY | DOC | YG | MARB | BF | REA | API | TI |
|------|-----|----|-----|------|-----|------|-----|------|-----|-------|------|--------|------|-----|----|
| 9 | 0.9 | 95 | 155 | 0.37 | 5 | 26 | 74 | 14 | 16 | -0.08 | 0.32 | -0.006 | 0.74 | 132 | 90 |
| Rank | | 4 | 3 | 4 | | 30 | 10 | | 15 | | | | 40 | | 20 |

DAM INFO Age 4 Weight 1535 Calving Interval 379 BWR 109 WWR 104 YWR 105

GGP DDC



202 099M BB-PP 5/8 SM 3/8 AN DOB: 3/9/2024 ASA# 4344231

| BW | 10/1 Wt. | Adj. 205 | WW Ratio | Adj. 365 | YW Ratio | Frame | CE Rating |
|----|----------|----------|----------|----------|----------|-------|-----------|
| 71 | 635 | 647 | 100 | 1190 | 104 | 4.8 | **** |

HOOK'S FRONTLINE 40F
JC MR MOTOWN 636J
BROWN MS QUANAH 505B

GW SPARKY 369E
GW MISS SPARKY 825J
GW MISS SUBSTANCE 901C

| CE | BW | WW | YW | ADG | MCE | MILK | MWW | STAY | DOC | YG | MARB | BF | REA | API | TI |
|------|------|----|-----|------|-----|------|-----|------|-----|-------|------|--------|------|-----|----|
| 19 | -3.4 | 75 | 128 | 0.33 | 12 | 25 | 63 | 19 | 17 | -0.14 | 0.60 | -0.038 | 0.42 | 170 | 91 |
| Rank | 3 | 10 | 30 | 15 | 3 | 40 | 45 | 15 | 10 | | 20 | | | 10 | 20 |

DAM INFO Age 3 Weight 1260 Calving Interval 367 BWR 100 WWR 100 YWR 104

GGP



203 723M BB-PP 5/8 SM 3/8 AN DOB: 2/23/2024 ASA# 4344256

| BW | 10/1 Wt. | Adj. 205 | WW Ratio | Adj. 365 | YW Ratio | Frame | CE Rating |
|----|----------|----------|----------|----------|----------|-------|-----------|
| 85 | 685 | 662 | 102 | 1246 | 109 | 5.2 | *** |

HOOK'S FRONTLINE 40F
JC MR MOTOWN 636J
BROWN MS QUANAH 505B

GW MOVIN ON 183C
GW MISS MOVIN ON 550J
GW MISS BOY 070X

| CE | BW | WW | YW | ADG | MCE | MILK | MWW | STAY | DOC | YG | MARB | BF | REA | API | TI |
|------|------|----|-----|------|-----|------|-----|------|-----|-------|------|-------|------|-----|----|
| 15 | -3.0 | 72 | 130 | 0.36 | 8 | 24 | 61 | 19 | 14 | -0.01 | 0.67 | 0.005 | 0.53 | 168 | 90 |
| Rank | 25 | 10 | 25 | 10 | 35 | 50 | 10 | 10 | 30 | | 15 | | | 10 | 20 |

DAM INFO Age 3 Weight 1430 Calving Interval 375 BWR 107 WWR 93 YWR 102

GGP



204 433M BB-PP 5/8 SM 5/16 AN 1/16 AR DOB: 2/11/2024 ASA# 4340882

| BW | 10/1 Wt. | Adj. 205 | WW Ratio | Adj. 365 | YW Ratio | Frame | CE Rating |
|----|----------|----------|----------|----------|----------|-------|-----------|
| 69 | 635 | 612 | 94 | 1036 | 90 | 4.7 | **** |

HOOK'S EAGLE 6E
JC MR TALON 403G
JC MS FORCE 403B

GW HIGH BALL 102H
GW MISS HIGH BALL 307K
GW MISS CROSS-TY 775H

| CE | BW | WW | YW | ADG | MCE | MILK | MWW | STAY | DOC | YG | MARB | BF | REA | API | TI |
|------|------|----|-----|------|-----|------|-----|------|-----|-------|------|-------|------|-----|----|
| 17 | -4.4 | 67 | 102 | 0.22 | 11 | 22 | 56 | 19 | 13 | -0.19 | 0.42 | 0.003 | 0.88 | 154 | 82 |
| Rank | 15 | 4 | | | 4 | | | 10 | 40 | | 45 | | | 20 | 50 |

DAM INFO Age 2 Weight 1060 Calving Interval BWR 91 WWR 94 YWR 90

GGP



205 423M BB-PP 1/2 SM 13/32 AN 3/32 CS DOB: 2/10/2024 ASA# 4341016

| BW | 10/1 Wt. | Adj. 205 | WW Ratio | Adj. 365 | YW Ratio | Frame | CE Rating |
|----|----------|----------|----------|----------|----------|-------|-----------|
| 74 | 630 | 616 | 95 | 1098 | 96 | 5.0 | **** |

HOOK'S EAGLE 6E
JC MR TALON 403G
JC MS FORCE 403B

GIBBS 7019E BRONCO
GW MISS BRONCO 980K
GW MISS 139E

| CE | BW | WW | YW | ADG | MCE | MILK | MWW | STAY | DOC | YG | MARB | BF | REA | API | TI |
|------|------|----|-----|------|-----|------|-----|------|-----|-------|------|--------|------|-----|----|
| 16 | -3.5 | 78 | 124 | 0.29 | 10 | 27 | 65 | 18 | 17 | -0.14 | 0.35 | -0.029 | 0.39 | 149 | 86 |
| Rank | 15 | 10 | 45 | 40 | 35 | 10 | 35 | 20 | 10 | | | | | 25 | 35 |

DAM INFO Age 2 Weight 1075 Calving Interval BWR 97 WWR 95 YWR 96

GGP



206 675M BB-PP 5/8 SM 3/8 AN DOB: 2/21/2024 ASA# 4344482

| BW | 10/1 Wt. | Adj. 205 | WW Ratio | Adj. 365 | YW Ratio | Frame | CE Rating |
|----|----------|----------|----------|----------|----------|-------|-----------|
| 80 | 755 | 684 | 105 | 1180 | 100 | 4.9 | *** |

HOOK'S EAGLE 6E
JC MR TALON 403G
JC MS FORCE 403B

GW PREDOMINATE 848A
GW MISS PREDOMINATE 954F
GW MISS BLUE MOON 503Z

| CE | BW | WW | YW | ADG | MCE | MILK | MWW | STAY | DOC | YG | MARB | BF | REA | API | TI |
|------|------|----|-----|------|-----|------|-----|------|-----|-------|------|--------|------|-----|----|
| 15 | -2.9 | 71 | 107 | 0.22 | 10 | 28 | 64 | 19 | 17 | -0.15 | 0.35 | -0.025 | 0.44 | 145 | 81 |
| Rank | 25 | 10 | | | 15 | 20 | 45 | 15 | 10 | | | | | 35 | |

DAM INFO Age 6 Weight 1515 Calving Interval 365 BWR 108 WWR 102 YWR 100

GGP



207^{087M} BB-PP 5/8 SM 1/4 AR 1/8 AN DOB: 3/9/2024 ASA# 4344442

| BW | 10/1 Wt. | Adj. 205 | WW Ratio | Adj. 365 | YW Ratio | Frame | CE Rating |
|----|----------|----------|----------|----------|----------|-------|-----------|
| 79 | 695 | 681 | 104 | 1144 | 97 | 5.2 | *** |

VGW DIRECT DRIVE 512
GW DEADWOOD 079G
GW MISS END ZONE 708D

GIBBS 7019E BRONCO
GW MISS BRONCO 205H
GW MISS MOVIN ON 944E

| CE | BW | WW | YW | ADG | MCE | MILK | MWW | STAY | DOC | YG | MARB | BF | REA | API | TI |
|------|------|----|----|------|-----|------|-----|------|-----|------|------|-------|------|-----|----|
| 16 | -4.4 | 61 | 95 | 0.21 | 8 | 28 | 58 | 18 | 16 | 0.01 | 0.97 | 0.001 | 0.22 | 179 | 91 |
| Rank | 15 | 4 | | | 30 | 25 | | 15 | 15 | | 2 | | | 3 | 20 |

DAM INFO Age 5 Weight 1325 Calving Interval 375 BWR 96 WWR 100 YWR 99

GGP DDC



209^{084M} BB-PP 1/2 SM 9/32 AR 7/32 AN DOB: 3/8/2024 ASA# 4367613

| BW | 10/1 Wt. | Adj. 205 | WW Ratio | Adj. 365 | YW Ratio | Frame | CE Rating |
|----|----------|----------|----------|----------|----------|-------|-----------|
| 61 | 725 | 693 | | 1196 | | 6.0 | ** |

VGW DIRECT DRIVE 512
GW DEADWOOD 079G
GW MISS END ZONE 708D

GW MOVIN ON 183C
GW MISS MOVIN ON 140W
GW MISS QUARTER 140W

| CE | BW | WW | YW | ADG | MCE | MILK | MWW | STAY | DOC | YG | MARB | BF | REA | API | TI |
|------|------|----|-----|------|-----|------|-----|------|-----|-------|------|--------|------|-----|----|
| 13 | -1.7 | 67 | 104 | 0.23 | 6 | 25 | 58 | 13 | 16 | -0.02 | 0.73 | -0.020 | 0.13 | 148 | 85 |
| Rank | 50 | 25 | | | | 45 | | | 15 | | 10 | | | 30 | 35 |

DAM INFO Age 5 Weight 1565 Calving Interval 371 BWR 105 WWR 102 YWR 107

GGP TWIN



211^{528M} HB-PP 5/8 SM 3/8 AN DOB: 2/16/2024 ASA# 4344826

| BW | 10/1 Wt. | Adj. 205 | WW Ratio | Adj. 365 | YW Ratio | Frame | CE Rating |
|----|----------|----------|----------|----------|----------|-------|-----------|
| 81 | 750 | 676 | 103 | 1083 | 92 | 4.7 | *** |

BAR CK PENDLETON 7028
GW HIGH BALL 102H
GW MISS GPRD 341Z

LBR GOLD DIGGER W524
GW MISS GOLD D 412Z
GW MISS PREMIUM BEEF 723

| CE | BW | WW | YW | ADG | MCE | MILK | MWW | STAY | DOC | YG | MARB | BF | REA | API | TI |
|------|------|----|-----|------|-----|------|-----|------|-----|-------|------|--------|------|-----|----|
| 15 | -1.9 | 76 | 114 | 0.24 | 11 | 20 | 57 | 19 | 12 | -0.15 | 0.58 | -0.025 | 0.47 | 158 | 87 |
| Rank | 25 | 20 | 50 | | 10 | | | 15 | | | 20 | | | 15 | 30 |

DAM INFO Age 12 Weight 1420 Calving Interval 364 BWR 98 WWR 100 YWR 98

GGP



213^{934M} BB-PP 5/8 SM 3/8 AN DOB: 3/2/2024 ASA# 4344485

| BW | 10/1 Wt. | Adj. 205 | WW Ratio | Adj. 365 | YW Ratio | Frame | CE Rating |
|----|----------|----------|----------|----------|----------|-------|-----------|
| 73 | 715 | 678 | 104 | 1134 | 96 | 5.5 | *** |

BRIDLE BIT ECLIPSE E744
HOOK'S GALILEO 210G
HOOK'S EVITA 18E

GW BREAKTHRU 045C
GW MISS BREAKTHRU 291G
GW MISS MARL MAN 054D

| CE | BW | WW | YW | ADG | MCE | MILK | MWW | STAY | DOC | YG | MARB | BF | REA | API | TI |
|------|------|----|-----|------|-----|------|-----|------|-----|-------|------|--------|------|-----|-----|
| 19 | -6.0 | 69 | 101 | 0.20 | 12 | 33 | 67 | 18 | 18 | -0.19 | 1.00 | -0.039 | 0.60 | 188 | 100 |
| Rank | 4 | 1 | | | 2 | 4 | 30 | 20 | 4 | | 2 | | | 1 | 3 |

DAM INFO Age 5 Weight 1430 Calving Interval 372 BWR 91 WWR 102 YWR 95

GGP



208^{969M} BB-PP 5/8 SM 1/4 AR 1/8 AN DOB: 3/3/2024 ASA# 4344471

| BW | 10/1 Wt. | Adj. 205 | WW Ratio | Adj. 365 | YW Ratio | Frame | CE Rating |
|----|----------|----------|----------|----------|----------|-------|-----------|
| 90 | 680 | 642 | 98 | 1177 | 100 | 5.8 | * |

VGW DIRECT DRIVE 512
GW DEADWOOD 079G
GW MISS END ZONE 708D

GW-WBF SUBSTANCE 820Y
GW MISS SUBSTANCE 901C
GW MISS LUCKY MAN T709

| CE | BW | WW | YW | ADG | MCE | MILK | MWW | STAY | DOC | YG | MARB | BF | REA | API | TI |
|------|-----|----|-----|------|-----|------|-----|------|-----|-------|------|--------|------|-----|----|
| 12 | 2.9 | 84 | 132 | 0.30 | 6 | 21 | 63 | 13 | 16 | -0.17 | 0.87 | -0.057 | 0.55 | 154 | 94 |
| Rank | | 25 | 25 | 30 | | | 50 | | 15 | | 4 | 30 | | 20 | 15 |

DAM INFO Age 9 Weight 1605 Calving Interval 368 BWR 106 WWR 98 YWR 100

GGP



210^{614M} BB-PP 5/8 SM 11/32 AN 1/32 AR DOB: 2/19/2024 ASA# 4341008

| BW | 10/1 Wt. | Adj. 205 | WW Ratio | Adj. 365 | YW Ratio | Frame | CE Rating |
|----|----------|----------|----------|----------|----------|-------|-----------|
| 75 | 655 | 656 | 101 | 1187 | 103 | 4.9 | ** |

BAR CK PENDLETON 7028
GW HIGH BALL 102H
GW MISS GPRD 341Z

GW GOOSE 708H
GW MISS GOOSE 854K
GW MISS JACKPOT 952F

| CE | BW | WW | YW | ADG | MCE | MILK | MWW | STAY | DOC | YG | MARB | BF | REA | API | TI |
|------|------|----|-----|------|-----|------|-----|------|-----|-------|------|--------|------|-----|----|
| 17 | -4.4 | 69 | 106 | 0.23 | 11 | 19 | 53 | 16 | 12 | -0.15 | 0.77 | -0.003 | 0.54 | 167 | 91 |
| Rank | 15 | 4 | | | 4 | | | 35 | | | 10 | | | 10 | 20 |

DAM INFO Age 2 Weight 1150 Calving Interval BWR 98 WWR 101 YWR 103

GGP



212^{096M} BB-PP 5/8 SM 3/8 AN DOB: 3/9/2024 ASA# 4344271

| BW | 10/1 Wt. | Adj. 205 | WW Ratio | Adj. 365 | YW Ratio | Frame | CE Rating |
|----|----------|----------|----------|----------|----------|-------|-----------|
| 75 | 650 | 662 | 102 | 1066 | 93 | 4.8 | *** |

BAR CK PENDLETON 7028
GW HIGH BALL 102H
GW MISS GPRD 341Z

TFS DUE NORTH 2659Z
GW MISS DUE NORTH 105J
GW MISS JACKPOT 115E

| CE | BW | WW | YW | ADG | MCE | MILK | MWW | STAY | DOC | YG | MARB | BF | REA | API | TI |
|------|------|----|-----|------|-----|------|-----|------|-----|-------|------|--------|------|-----|----|
| 15 | -2.9 | 77 | 114 | 0.23 | 10 | 19 | 57 | 23 | 12 | -0.19 | 0.74 | -0.001 | 0.72 | 177 | 93 |
| Rank | 25 | 10 | 50 | | 15 | | | 1 | 50 | | 10 | | | 45 | 3 |

DAM INFO Age 3 Weight 1310 Calving Interval 385 BWR 101 WWR 98 YWR 95

GGP



214^{713M} BB-PP 3/4 SM 7/32 AN 1/32 AR DOB: 2/23/2024 ASA# 4344659

| BW | 10/1 Wt. | Adj. 205 | WW Ratio | Adj. 365 | YW Ratio | Frame | CE Rating |
|----|----------|----------|----------|----------|----------|-------|-----------|
| 77 | 730 | 671 | 103 | 1076 | 91 | 4.9 | *** |

GW SPARKY 369E
GW JAILBREAK 555J
GW MISS GPRD 038W

HOOK'S BEACON 56B
GW MISS BEACON 888F
GW MISS ACE 130X

| CE | BW | WW | YW | ADG | MCE | MILK | MWW | STAY | DOC | YG | MARB | BF | REA | API | TI |
|------|------|----|-----|------|-----|------|-----|------|-----|-------|------|--------|------|-----|----|
| 17 | -3.3 | 73 | 105 | 0.20 | 10 | 27 | 64 | 24 | 15 | -0.27 | 0.47 | -0.041 | 0.55 | 166 | 86 |
| Rank | 10 | 10 | | | 15 | 25 | 45 | 1 | 20 | 35 | 35 | 45 | | 10 | 35 |

DAM INFO Age 6 Weight 1210 Calving Interval 366 BWR 93 WWR 100 YWR 97

GGP



215 468M BB-PP 5/8 SM 1/4 AR 1/8 AN DOB: 2/13/2024 ASA# 4340938

| BW | 10/1 Wt. | Adj. 205 | WW Ratio | Adj. 365 | YW Ratio | Frame | CE Rating |
|----|----------|----------|----------|----------|----------|-------|-----------|
| 68 | 680 | 650 | 100 | 1100 | 96 | 4.5 | **** |

GIBBS 9114G ESSENTIAL
JC MR MOST WANTED 682K
JC AY MS FORCE 682D

BIEBER CL ATOMIC C218
GW MISS ATOMIC 521K
GW MISS BEACON 566H

| CE | BW | WW | YW | ADG | MCE | MILK | MWW | STAY | DOC | YG | MARB | BF | REA | API | TI |
|------|------|----|-----|------|-----|------|-----|------|-----|-------|------|-------|------|-----|----|
| 21 | -4.0 | 69 | 103 | 0.21 | 12 | 28 | 62 | 21 | 12 | -0.15 | 0.73 | 0.006 | 0.63 | 178 | 91 |
| Rank | 2 | 5 | | | 2 | 20 | 50 | 3 | | | 10 | | | 3 | 20 |

DAM INFO Age 2 Weight 1100 Calving Interval BWR 89 WWR 100 YWR 96

GGP



216 520M BB-PP 5/8 SM 3/8 AN DOB: 2/15/2024 ASA# 4340995

| BW | 10/1 Wt. | Adj. 205 | WW Ratio | Adj. 365 | YW Ratio | Frame | CE Rating |
|----|----------|----------|----------|----------|----------|-------|-----------|
| 72 | 620 | 618 | 95 | 1050 | 91 | 4.6 | *** |

GIBBS 9114G ESSENTIAL
JC MR MOST WANTED 682K
JC AY MS FORCE 682D

GW HIGH BALL 102H
GW MISS HIGH BALL 779K
GW MISS BREAKTHRU 265H

| CE | BW | WW | YW | ADG | MCE | MILK | MWW | STAY | DOC | YG | MARB | BF | REA | API | TI |
|------|------|----|-----|------|-----|------|-----|------|-----|-------|------|--------|------|-----|----|
| 19 | -2.0 | 80 | 123 | 0.27 | 11 | 22 | 62 | 18 | 14 | -0.12 | 0.80 | -0.012 | 0.68 | 175 | 96 |
| Rank | 5 | 20 | 35 | 40 | 50 | 4 | | 20 | 25 | | 10 | | | 50 | 4 |

DAM INFO Age 2 Weight 1160 Calving Interval BWR 94 WWR 95 YWR 91

GGP



217 641M BB-PP 5/8 SM 3/8 AN DOB: 2/20/2024 ASA# 4344734

| BW | 10/1 Wt. | Adj. 205 | WW Ratio | Adj. 365 | YW Ratio | Frame | CE Rating |
|----|----------|----------|----------|----------|----------|-------|-----------|
| 78 | 705 | 636 | 97 | 1153 | 98 | 5.1 | **** |

GIBBS 9114G ESSENTIAL
JC MR MOST WANTED 682K
JC AY MS FORCE 682D

GW ROOKIE 171Y
GW MISS ROOKIE 912D
GW MISS ACE 248X

| CE | BW | WW | YW | ADG | MCE | MILK | MWW | STAY | DOC | YG | MARB | BF | REA | API | TI |
|------|------|----|-----|------|-----|------|-----|------|-----|-------|------|--------|------|-----|----|
| 19 | -4.6 | 59 | 100 | 0.26 | 11 | 24 | 53 | 21 | 15 | -0.22 | 0.65 | -0.028 | 0.61 | 172 | 84 |
| Rank | 5 | 3 | | | 5 | 50 | | 2 | 25 | 50 | 15 | | | 5 | 40 |

DAM INFO Age 8 Weight 1590 Calving Interval 366 BWR 101 WWR 95 YWR 97

GGP



218 922M BB-PP 5/8 SM 3/8 AN DOB: 3/1/2024 ASA# 4344803

| BW | 10/1 Wt. | Adj. 205 | WW Ratio | Adj. 365 | YW Ratio | Frame | CE Rating |
|----|----------|----------|----------|----------|----------|-------|-----------|
| 78 | 675 | 649 | 99 | 1084 | 92 | 5.0 | **** |

GIBBS 9114G ESSENTIAL
JC MR MOST WANTED 682K
JC AY MS FORCE 682D

REDHILL 672X X004 231A
GW MISS 231A 471H
GW MISS PB Y1030 912B

| CE | BW | WW | YW | ADG | MCE | MILK | MWW | STAY | DOC | YG | MARB | BF | REA | API | TI |
|------|------|----|-----|------|-----|------|-----|------|-----|-------|------|--------|------|-----|----|
| 17 | -3.1 | 67 | 107 | 0.25 | 10 | 23 | 56 | 19 | 11 | -0.14 | 0.55 | -0.004 | 0.80 | 160 | 83 |
| Rank | 15 | 10 | | | 10 | | | 10 | | | 25 | | | 30 | 15 |

DAM INFO Age 4 Weight 1370 Calving Interval 364 BWR 104 WWR 98 YWR 100

GGP



ASA Quick Reference to EPDs, Indexes and \$Values

EXPECTED PROGENY DIFFERENCES (EPDs): EPDs are the most accurate and effective tool available for comparing genetic levels. In using EPDs, the difference between two sires' EPDs represents the unit difference expected in the performance of their progeny. For example, if sires A and B have EPDs of +10 and -5, a 15-unit difference would be expected in their progeny (moving from -5 to +10 yields 15 units). Key to using EPDs is knowing in what units they are expressed. For example, if the above case referred to weaning weight EPDs, sire A would be expected to sire 15 pounds more weaning weight than sire B. If calving ease was the trait, sire A would be expected to sire 15 percent more unassisted births in first-calf heifers; in other words, if sire B sired 30 assists in a group of 100 heifers, we would expect sire A to require 15 assists. A percentile-ranking chart is required to determine where a bull's EPDs rank him relative to other bulls in the breed. For more detailed information about EPDs and \$ indexes, visit www.simmental.org.

Listed below are the units in which ASA EPDs are expressed:

- ALL-PURPOSE INDEX (API):** Dollars per cow exposed under an all-purpose-sire scenario.
- BACK FAT (BF):** Inches of carcass backfat at 475 days.
- BIRTH WEIGHT (BW):** Pounds of birth weight.
- CALVING EASE (CE):** Percent of unassisted births when used on heifers.
- CARCASS WEIGHT (CW):** Pounds of carcass weight at 475 days.
- DOCILITY (DOC):** Percent of offspring receiving a disposition score of 1 (docile).
- MATERNAL CALVING EASE (MCE):** Percent of unassisted births in first-calving daughters.
- MILK (MLK):** Pounds of weaning weight due to milk.
- MARBLING (MARB):** Carcass marbling score at 475 days.
- MATERNAL WEANING WEIGHT (MWW):** Pounds of weaning weight due to milk and growth.
- RIBEYE AREA (REA):** Square inches of carcass ribeye at 475 days.
- TERMINAL INDEX (TI):** Dollars per cow exposed under a terminal-sire scenario.
- WEANING WEIGHT (WW):** Pounds of weaning weight.
- YEARLING WEIGHT (YW):** Pounds of yearling weight.

YIELD GRADE (YG): Carcass yield grade score at 475 days.

\$ INDEXES: Though EPDs allow for the comparison of genetic levels for many economically important traits, they only provide pieces of the economic puzzle. This is where \$ indexes come in. Through well-conceived, rigorous mathematical computation, \$ indexes blend EPDs and economics to estimate an animal's overall impact on integrated commercial production. The same technology that led to the dramatic progress in swine, poultry and dairy genetics over the last several decades was used to develop the following \$ indexes:

- ALL-PURPOSE INDEX (API):** Evaluates sires for use on the entire cow herd (bred to both Angus first-calf heifers and mature cows) with the portion of their daughters required to maintain herd size retained and the remaining heifers and steers put on feed and sold grade and yield.
- TERMINAL INDEX (TI):** Evaluates sires for use on mature Angus cows with all offspring put on feed and sold grade and yield.

For more detailed information about EPDs and \$ indexes, visit: www.simmental.org



219 800M BB-PP 5/8 SM 3/8 AN DOB: 2/26/2024 ASA# 4344724

| BW | 10/1 Wt. | Adj. 205 | WW Ratio | Adj. 365 | YW Ratio | Frame | CE Rating |
|----|----------|----------|----------|----------|----------|-------|-----------|
| 90 | 552 | 617 | 94 | 1093 | 93 | 5.5 | *** |

GIBBS 9114G ESSENTIAL
JC MR MOST WANTED 682K
JC AY MS FORCE 682D

TJ MARLBORO MAN 360A
GW MISS MARLBORO MAN 809F
GW MISS DUAL COMBO 634D

| CE | BW | WW | YW | ADG | MCE | MILK | MWW | STAY | DOC | YG | MARB | BF | REA | API | TI |
|------|------|----|----|------|-----|------|-----|------|-----|-------|------|-------|------|-----|----|
| 18 | -3.4 | 59 | 91 | 0.20 | 11 | 26 | 56 | 20 | 11 | -0.12 | 0.70 | 0.009 | 0.65 | 168 | 83 |
| Rank | 10 | 10 | | | 4 | 30 | | 4 | | | 10 | | | 10 | 45 |

DAM INFO Age 6 Weight 1320 Calving Interval 365 BWR 102 WWR 95 YWR 96

GGP



220 106M BB-PP 5/8 SM 3/8 AN DOB: 3/10/2024 ASA# 4344346

| BW | 10/1 Wt. | Adj. 205 | WW Ratio | Adj. 365 | YW Ratio | Frame | CE Rating |
|----|----------|----------|----------|----------|----------|-------|-----------|
| 83 | 685 | 668 | 102 | 1195 | 101 | 6.0 | *** |

J BAR J NIGHTRIDE 225Z
GW TRIPLE CROWN 018C
GW MISS GPRD 359A

GW STELLAR 429Z
GW MISS STELLAR 740C
GW MISS BLUE MOON 606A

| CE | BW | WW | YW | ADG | MCE | MILK | MWW | STAY | DOC | YG | MARB | BF | REA | API | TI |
|------|------|----|-----|------|-----|------|-----|------|-----|-------|------|--------|------|-----|----|
| 15 | -2.2 | 73 | 111 | 0.23 | 9 | 22 | 58 | 15 | 16 | -0.27 | 0.77 | -0.057 | 0.80 | 162 | 92 |
| Rank | 25 | 20 | | | 20 | | | 45 | 15 | 35 | 10 | 30 | 30 | 15 | 15 |

DAM INFO Age Weight 1525 Calving Interval 369 BWR 100 WWR 100 YWR 101

GGP



221 893M HB-PP 5/8 SM 1/4 AR 1/8 AN DOB: 2/29/2024 ASA# 4344801

| BW | 10/1 Wt. | Adj. 205 | WW Ratio | Adj. 365 | YW Ratio | Frame | CE Rating |
|----|----------|----------|----------|----------|----------|-------|-----------|
| 78 | 665 | 630 | 96 | 1173 | 100 | 4.8 | ** |

BIEBER CL ATOMIC C218
GW WARHEAD 210J
GW MISS BEACON 462G

SOUTHERN FORTUNE TELLER
GW MISS FORTUNE TELLER 301H
GW MISS BREAKOUT 615C

| CE | BW | WW | YW | ADG | MCE | MILK | MWW | STAY | DOC | YG | MARB | BF | REA | API | TI |
|------|------|----|-----|------|-----|------|-----|------|-----|-------|------|-------|------|-----|----|
| 16 | -5.4 | 71 | 113 | 0.26 | 9 | 27 | 62 | 19 | 15 | -0.06 | 0.42 | 0.011 | 0.59 | 156 | 85 |
| Rank | 15 | 2 | | | 20 | 30 | 50 | 15 | 20 | | 45 | | | 20 | 35 |

DAM INFO Age 4 Weight 1425 Calving Interval 745 BWR 98 WWR 93 YWR 96

GGP



222 114M R-PP 1/2 SM 13/32 AR 3/32 AN DOB: 3/10/2024 ASA# 4344615

| BW | 10/1 Wt. | Adj. 205 | WW Ratio | Adj. 365 | YW Ratio | Frame | CE Rating |
|----|----------|----------|----------|----------|----------|-------|-----------|
| 86 | 690 | 679 | 104 | 1103 | 94 | 5.5 | **** |

BIEBER CL ATOMIC C218
GW WARHEAD 210J
GW MISS BEACON 462G

GW MOVIN ON 183C
GW MISS MOVIN ON 334H
GW MISS YUKON JACK 938E

| CE | BW | WW | YW | ADG | MCE | MILK | MWW | STAY | DOC | YG | MARB | BF | REA | API | TI |
|------|------|----|-----|------|-----|------|-----|------|-----|-------|------|-------|------|-----|----|
| 16 | -2.7 | 78 | 124 | 0.28 | 9 | 29 | 68 | 18 | 15 | -0.06 | 0.28 | 0.012 | 0.57 | 143 | 83 |
| Rank | 20 | 15 | 40 | 40 | 25 | 15 | 25 | 20 | 20 | | | | | 35 | 45 |

DAM INFO Age 4 Weight 1360 Calving Interval 380 BWR 97 WWR 98 YWR 95

GGP



223 228M BB-PP 5/8 SM 3/8 AR DOB: 3/28/2024 ASA# 4344332

| BW | 10/1 Wt. | Adj. 205 | WW Ratio | Adj. 365 | YW Ratio | Frame | CE Rating |
|----|----------|----------|----------|----------|----------|-------|-----------|
| 77 | 615 | 670 | 110 | 1109 | | 5.3 | *** |

BIEBER CL ATOMIC C218
GW WARHEAD 210J
GW MISS BEACON 462G

GW DEADWOOD 079G
GW MISS DEADWOOD 310J
GW MISS MARL MAN 017G

| CE | BW | WW | YW | ADG | MCE | MILK | MWW | STAY | DOC | YG | MARB | BF | REA | API | TI |
|------|------|----|-----|------|-----|------|-----|------|-----|------|------|-------|------|-----|----|
| 14 | -2.4 | 78 | 127 | 0.31 | 9 | 30 | 69 | 16 | 13 | 0.14 | 0.59 | 0.018 | 0.08 | 153 | 90 |
| Rank | 35 | 15 | 45 | 30 | 25 | 20 | 15 | 20 | 40 | 45 | | | | 20 | 20 |

DAM INFO Age 3 Weight 1235 Calving Interval 412 BWR 105 WWR 105 YWR 101

GGP



224 080M BB-PP 5/8 SM 1/4 AR 1/8 AN DOB: 3/8/2024 ASA# 4344362

| BW | 10/1 Wt. | Adj. 205 | WW Ratio | Adj. 365 | YW Ratio | Frame | CE Rating |
|----|----------|----------|----------|----------|----------|-------|-----------|
| 66 | 685 | 647 | 99 | 1122 | 95 | 5.5 | **** |

GW PREMIUM BEEF 021TS
GW BREAKTHRU 045C
GW MISS GPRD 038W

5L ADVANTAGE 560-108B
GW MISS ADVANTAGE 006E
GW MISS LUCKY ONE 690U

| CE | BW | WW | YW | ADG | MCE | MILK | MWW | STAY | DOC | YG | MARB | BF | REA | API | TI |
|------|------|----|----|------|-----|------|-----|------|-----|-------|------|--------|------|-----|----|
| 22 | -5.1 | 57 | 89 | 0.20 | 12 | 29 | 58 | 19 | 17 | -0.08 | 1.08 | -0.033 | 0.04 | 192 | 94 |
| Rank | 1 | 2 | | | 2 | 15 | | 15 | 10 | | 1 | | | 1 | 10 |

DAM INFO Age 7 Weight 1360 Calving Interval 370 BWR 85 WWR 101 YWR 98

GGP



225 987M HB-PP 5/8 SM 5/16 AN 1/16 AR DOB: 3/4/2024 ASA# 4344353

| BW | 10/1 Wt. | Adj. 205 | WW Ratio | Adj. 365 | YW Ratio | Frame | CE Rating |
|----|----------|----------|----------|----------|----------|-------|-----------|
| 94 | 675 | 654 | 100 | 1079 | 92 | 4.8 | * |

GW PREMIUM BEEF 021TS
GW BREAKTHRU 045C
GW MISS GPRD 038W

TFS DUE NORTH 2659Z
GW MISS DUE NORTH 317H
GW MISS CARRY ON 686D

| CE | BW | WW | YW | ADG | MCE | MILK | MWW | STAY | DOC | YG | MARB | BF | REA | API | TI |
|------|-----|----|-----|------|-----|------|-----|------|-----|-------|------|--------|------|-----|----|
| 10 | 0.1 | 70 | 107 | 0.23 | 6 | 24 | 59 | 19 | 17 | -0.09 | 0.88 | -0.035 | 0.14 | 163 | 89 |
| Rank | | 50 | | | | 50 | | 10 | 10 | | 4 | | | 10 | 25 |

DAM INFO Age 4 Weight 1395 Calving Interval 372 BWR 111 WWR 101 YWR 95

GGP



226 754M BB-PP 5/8 SM 3/8 AN DOB: 2/24/2024 ASA# 4344366

| BW | 10/1 Wt. | Adj. 205 | WW Ratio | Adj. 365 | YW Ratio | Frame | CE Rating |
|----|----------|----------|----------|----------|----------|-------|-----------|
| 86 | 730 | 672 | 103 | 1069 | 91 | 5.2 | * |

GW PREMIUM BEEF 021TS
GW BREAKTHRU 045C
GW MISS GPRD 038W

TFS DUE NORTH 2659Z
GW MISS DUE NORTH 548C
GW MISS BLUE MOON 936TS

| CE | BW | WW | YW | ADG | MCE | MILK | MWW | STAY | DOC | YG | MARB | BF | REA | API | TI |
|------|-----|----|-----|------|-----|------|-----|------|-----|-------|------|--------|------|-----|----|
| 12 | 0.0 | 70 | 101 | 0.19 | 7 | 29 | 64 | 16 | 14 | -0.23 | 0.88 | -0.050 | 0.39 | 160 | 90 |
| Rank | | 50 | | | | 15 | 40 | 35 | 30 | 50 | 4 | 45 | | 15 | 20 |

DAM INFO Age 9 Weight 1710 Calving Interval 366 BWR 102 WWR 107 YWR 104

GGP





Lot 228

| | | | | | | | |
|------------|-------------|----------|---------------|----------------|--------------|-------|-----------|
| 227 | 208M | BB-PP | 5/8 SM 3/8 AN | DOB: 3/23/2024 | ASA# 4344283 | | |
| BW | 10/1 Wt. | Adj. 205 | WW Ratio | Adj. 365 | YW Ratio | Frame | CE Rating |
| 78 | 645 | 696 | 107 | 1140 | 100 | 4.7 | ** |

BALDRIDGE BRONC
GIBBS 7019E BRONCO
 GIBBS 0532X SM STAR P342

GW BREAKTHRU 045C
GW MISS BREAKTHRU 103J
 GW MISS BEACON 816E

| | CE | BW | WW | YW | ADG | MCE | MILK | MWW | STAY | DOC | YG | MARB | BF | REA | API | TI |
|------|----|------|----|-----|------|-----|------|-----|------|-----|-------|------|--------|------|-----|----|
| EPDs | 13 | -2.3 | 69 | 115 | 0.29 | 9 | 30 | 64 | 19 | 11 | -0.26 | 0.70 | -0.049 | 0.61 | 163 | 89 |
| Rank | 50 | 15 | | | 35 | 25 | 15 | 45 | 10 | | 40 | 10 | 45 | | 10 | 25 |

DAM INFO Age 3 Weight 1390 Calving Interval 406 BWR 102 WWR 104 YWR 102

GGP



| | | | | | | | |
|------------|-------------|----------|----------------------|---------------|--------------|-------|-----------|
| 228 | 954M | BB-HP | 5/8 SM 1/4 AR 1/8 AN | DOB: 3/3/2024 | ASA# 4344369 | | |
| BW | 10/1 Wt. | Adj. 205 | WW Ratio | Adj. 365 | YW Ratio | Frame | CE Rating |
| 79 | 710 | 681 | 104 | 1175 | 100 | 5.3 | **** |

GW MOVIN ON 183C
GW SPARKY 369E
 GW MISS CONQUEST 538C

GW ADVANTAGE 889F
GW MISS ADVANTAGE 722H
 GW MISS MARLBORO MAN 595F

| | CE | BW | WW | YW | ADG | MCE | MILK | MWW | STAY | DOC | YG | MARB | BF | REA | API | TI |
|------|----|------|----|-----|------|-----|------|-----|------|-----|-------|------|--------|------|-----|----|
| EPDs | 17 | -3.0 | 69 | 103 | 0.21 | 9 | 30 | 64 | 14 | 15 | -0.17 | 0.69 | -0.015 | 0.48 | 156 | 88 |
| Rank | 15 | 10 | | | 20 | 10 | 40 | | 20 | | 15 | | | 20 | 25 | |

DAM INFO Age 4 Weight 1355 Calving Interval 373 BWR 110 WWR 105 YWR 103

GGP



| | | | | | | | |
|------------|-------------|----------|----------------------|---------------|--------------|-------|-----------|
| 229 | 991M | BB-PP | 5/8 SM 1/4 AN 1/8 AR | DOB: 3/4/2024 | ASA# 4344652 | | |
| BW | 10/1 Wt. | Adj. 205 | WW Ratio | Adj. 365 | YW Ratio | Frame | CE Rating |
| 76 | 665 | 632 | 97 | 1156 | 98 | 5.3 | **** |

GW MOVIN ON 183C
GW SPARKY 369E
 GW MISS CONQUEST 538C

GW QUANTUM LEAP 117B
GW MISS QUANTUM LEAP 741G
 GW MISS ALUMNI 908B

| | CE | BW | WW | YW | ADG | MCE | MILK | MWW | STAY | DOC | YG | MARB | BF | REA | API | TI |
|------|----|------|----|-----|------|-----|------|-----|------|-----|-------|------|--------|------|-----|----|
| EPDs | 18 | -4.3 | 64 | 106 | 0.26 | 11 | 27 | 59 | 18 | 14 | -0.23 | 0.72 | -0.028 | 0.59 | 171 | 89 |
| Rank | 10 | 4 | | | 10 | 30 | | 15 | 35 | 50 | 10 | | | 5 | 25 | |

DAM INFO Age 5 Weight 1405 Calving Interval 364 BWR 104 WWR 99 YWR 104

GGP



| | | | | | | | |
|------------|-------------|----------|----------------------|----------------|--------------|-------|-----------|
| 230 | 182M | BB-PP | 3/4 SM 1/8 AN 1/8 AR | DOB: 3/19/2024 | ASA# 4344388 | | |
| BW | 10/1 Wt. | Adj. 205 | WW Ratio | Adj. 365 | YW Ratio | Frame | CE Rating |
| 81 | 630 | 632 | 97 | 1237 | 105 | 5.2 | **** |

GW MOVIN ON 183C
GW SPARKY 369E
 GW MISS CONQUEST 538C

GW END ZONE 135B
GW MISS END ZONE 709D
 GW MISS LC 321R 510T

| | CE | BW | WW | YW | ADG | MCE | MILK | MWW | STAY | DOC | YG | MARB | BF | REA | API | TI |
|------|----|------|----|-----|------|-----|------|-----|------|-----|-------|------|--------|------|-----|----|
| EPDs | 17 | -1.6 | 71 | 114 | 0.27 | 8 | 29 | 64 | 18 | 18 | -0.28 | 0.54 | -0.058 | 0.79 | 158 | 85 |
| Rank | 10 | 25 | | | 50 | 30 | 15 | 40 | 15 | 5 | 35 | 25 | 30 | 35 | 15 | 35 |

DAM INFO Age 8 Weight 1370 Calving Interval 368 BWR 105 WWR 107 YWR 106

GGP



| | | | | | | | |
|------------|-------------|----------|----------------------|----------------|--------------|-------|-----------|
| 231 | 455M | BB-PP | 5/8 SM 1/4 AN 1/8 AR | DOB: 2/12/2024 | ASA# 4340942 | | |
| BW | 10/1 Wt. | Adj. 205 | WW Ratio | Adj. 365 | YW Ratio | Frame | CE Rating |
| 85 | 630 | 619 | 95 | 1139 | 99 | 4.5 | *** |

GW MOVIN ON 183C
GW SPARKY 369E
 GW MISS CONQUEST 538C

GW HIGH BALL 102H
GW MISS HIGH BALL 541K
 GW MISS SPARTAN 807D

| | CE | BW | WW | YW | ADG | MCE | MILK | MWW | STAY | DOC | YG | MARB | BF | REA | API | TI |
|------|----|------|----|-----|------|-----|------|-----|------|-----|-------|------|--------|------|-----|----|
| EPDs | 15 | -2.1 | 77 | 124 | 0.29 | 9 | 20 | 59 | 14 | 12 | -0.21 | 0.46 | -0.029 | 0.78 | 145 | 86 |
| Rank | 25 | 20 | 45 | 40 | 35 | 20 | | | | | | 35 | | 35 | 35 | 35 |

DAM INFO Age 2 Weight 1200 Calving Interval BWR 110 WWR 95 YWR 99

GGP



Buying The Right Bull For Your Program Using Simmental Breed Indexes

The best way to be a satisfied customer is buying the right bull for your needs and buying him at the right price. The two indexes we use for Simmental are the API (maternal index) and the TI (terminal index). All of the major meat producing species utilize selection indexes, whether it be poultry, swine or cattle. Ask any geneticist and they will tell you the best way to make progress breeding cattle is through the use of indexes. The breeding indexes make sense because they assign monetary values to the measured traits and give value differences based in dollars and cents basis. The indexes are also very user friendly, and work well as a benchmarking tool to follow from year to year, or herd to herd.

The first step when looking at the index values is to understand what they mean and how to use them. For example, if you are going to sell all your calves at weaning, there really is no need to worry about the API (maternal index); you should focus on the TI (terminal index). If you are a producer who plans on retaining heifers for sell or market females as replacement heifers, you should focus on the API. By doing this, you and your customers will be producing females that are more genetically superior for maternal traits. If you are one that retains a percentage of your heifers for replacements and sell say 75% of calves as feeders, it would be best to put emphasis on both indexes and weight them to fit your goals.

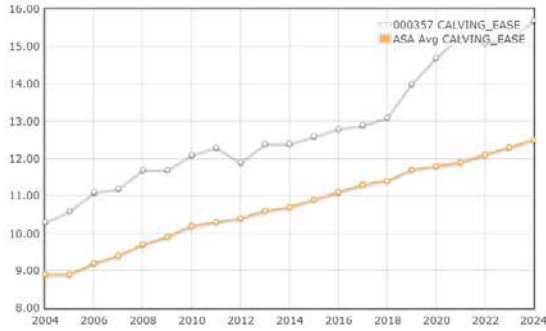
Indexes are also very useful as a general selection tool to use when you are looking to improve individual traits. We suggest that you use the individual EPDs to tweak the traits you want to improve. For example, if a feeder buys your calves and makes a comment that they would like to see your calves have more ribeye, or more marbling, or more growth, etc., find high indexing bulls that excel in those particular traits. There are a wide variety of genetics that have similar index values. You will be the happiest with your purchases over time, if you select the most profitable bulls you can afford, while at the same time improving weaknesses in your cattle through the use of the individual EPDs.

Gateway Lucky Cross™ versus Hybrid Simmental

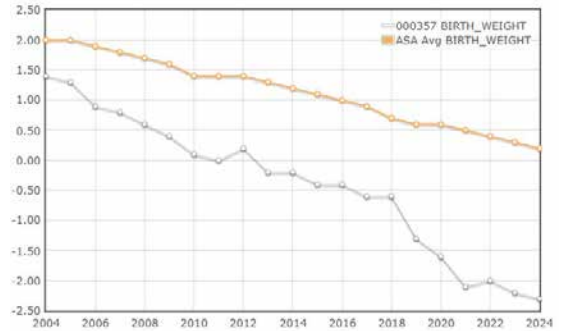


The charts below highlight the genetic trends in both the Gateway Lucky Cross™ cattle and the overall population of SimAngus™ genetics over the years.

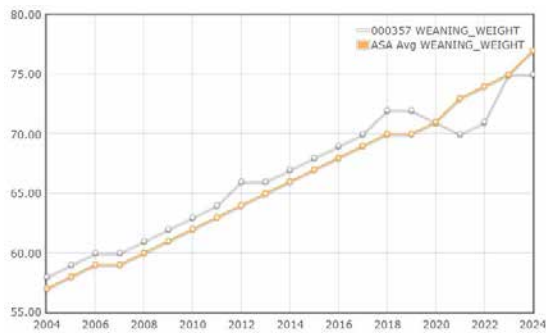
GENETIC TREND IN CALVING EASE



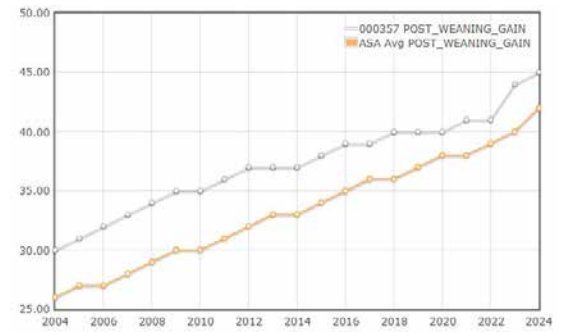
GENETIC TREND IN BIRTH WEIGHT



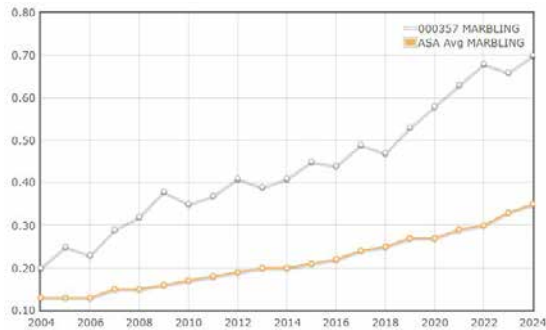
GENETIC TREND IN WEANING WEIGHT



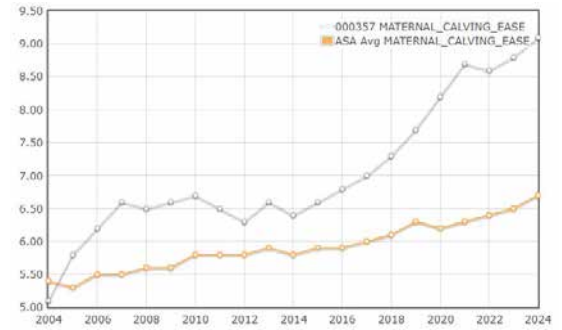
GENETIC TREND IN POST WEANING GAIN



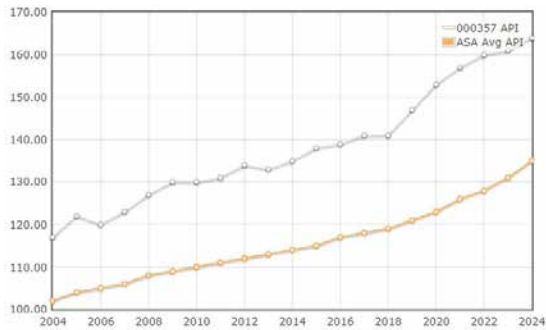
GENETIC TREND IN MARBLING



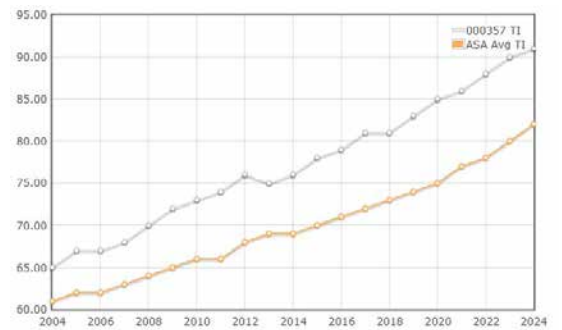
GENETIC TREND IN MATERNAL CALVING EASE



GENETIC TREND IN API



GENETIC TREND IN TI



GW HIGH BALL 102H HOMO BLACK - HOMO POLLED

5/8 SM 3/8 AN

ASA# 3704533

SIRE: BAR CK PENDLETON 7028

DAM: GW MISS GPRD 341Z

MGS: GW PREDESTINED 701T

| | CE | BW | WW | YW | ADG | MCE | MILK | MWW | STAY | DOC | YG | MARB | BF | REA | API | TI |
|------|----|------|----|-----|------|-----|------|-----|------|-----|-------|------|--------|------|-----|-----|
| EPDs | 14 | -1.4 | 93 | 147 | 0.34 | 11 | 12 | 58 | 18 | 11 | -0.10 | 1.12 | -0.004 | 0.84 | 191 | 110 |
| Rank | 35 | 25 | 10 | 10 | 10 | 10 | 99 | 70 | 20 | 75 | 85 | 1 | 90 | 25 | 1 | 1 |

High Ball is making the kind of cattle we like whether male or female. His sire group is the feature this year and once you get here you will see why. Physically they are easy doing with excellent rib shape with excellent muscle expression. His genetic profile is impressive and balanced. 9 traits in the 25%, with 37 carcass records. 52 bulls sell.



GW JAILBREAK 555J HOMO BLACK - HOMO POLLED

5/8 SM 9/32 AN 3/32 AR

ASA# 3877088

SIRE: GW SPARKY 369E

DAM: GW MISS GPRD 038W

MGS: GW PREDESTINED 701T

| | CE | BW | WW | YW | ADG | MCE | MILK | MWW | STAY | DOC | YG | MARB | BF | REA | API | TI |
|------|----|------|----|-----|------|-----|------|-----|------|-----|-------|------|--------|------|-----|----|
| EPDs | 15 | -1.6 | 95 | 153 | 0.36 | 7 | 29 | 77 | 19 | 21 | -0.12 | 0.49 | -0.032 | 0.65 | 162 | 98 |
| Rank | 25 | 25 | 4 | 4 | 10 | 45 | 15 | 4 | 10 | 1 | 80 | 30 | 55 | 60 | 10 | 5 |

Jailbreak is proving out to be "big spread" bull with both breed leading growth along with calving ease and birth weight in the top 25%. The structure and design of his progeny in maybe the best part. 9 sons sell. 10 traits in the top 25%. 11 carcass records.



SOUTHERN FORTUNE TELLER HOMO BLACK - HOMO POLLED

1/2 SM 1/2 AN

ASA# 3382993

SIRE: LEACHMAN PROPHET J030Z

DAM: GW MISS PREM BEEF 246Z

MGS: GW PREMIUM BEEF 021TS

| | CE | BW | WW | YW | ADG | MCE | MILK | MWW | STAY | DOC | YG | MARB | BF | REA | API | TI |
|------|----|------|----|-----|------|-----|------|-----|------|-----|-------|------|--------|------|-----|----|
| EPDs | 17 | -4.1 | 76 | 126 | 0.31 | 6 | 25 | 63 | 10 | 16 | -0.19 | 0.88 | -0.023 | 0.94 | 165 | 99 |
| Rank | 15 | 4 | 50 | 35 | 25 | 65 | 45 | 50 | 90 | 15 | 60 | 4 | 70 | 15 | 10 | 4 |

Fortune Teller is now a proven bull with an excellent genetics for calving ease, birth to yearling spread, and carcass value. His progeny are moderate, with sound structured, easy doing. Word from down under states he will excel in feed efficiency. His sons have been very popular at previous sales and continue to impress. 9 sons sell. 6 traits in top 25%. 38 carcass records.



GW BREAKTHRU 045C HOMO BLACK - HOMO POLLED

5/8 SM 3/8 AN

ASA# 2954753

SIRE: GW PREMIUM BEEF 021TS

DAM: GW MISS GPRD 038W

MGS: GW PREDESTINED 701T

| | CE | BW | WW | YW | ADG | MCE | MILK | MWW | STAY | DOC | YG | MARB | BF | REA | API | TI |
|------|----|------|----|-----|------|-----|------|-----|------|-----|-------|------|--------|------|-----|-----|
| EPDs | 16 | -2.9 | 69 | 105 | 0.22 | 9 | 24 | 58 | 14 | 18 | -0.06 | 1.33 | -0.030 | 0.07 | 190 | 103 |
| Rank | 15 | 10 | 75 | 80 | 80 | 20 | 50 | 70 | 60 | 5 | 90 | 1 | 70 | 99 | 1 | 2 |

Breakthru is a proven bull with great figures, makes great cows, and pushes the envelope on marbling. A very balance proof with 7 traits in the top 25%. Top 1% on API and TI. 7 sons sell. 83 carcass records. Great udders.





GW SPARKY 369E HOMO BLACK - HOMO POLLED

1/2 SM 1/4 AN 1/4 AR ASA# 3242849

SIRE: GW MOVIN ON 183C
 DAM: GW MISS CONQUEST 538C
 MGS: HXC CONQUEST 4405P

| | CE | BW | WW | YW | ADG | MCE | MILK | MWW | STAY | DOC | YG | MARB | BF | REA | API | TI |
|------|----|------|----|-----|------|-----|------|-----|------|-----|-------|------|--------|------|-----|----|
| EPDs | 20 | -5.8 | 68 | 108 | 0.25 | 11 | 27 | 61 | 16 | 18 | -0.22 | 0.50 | -0.028 | 0.56 | 156 | 85 |
| Rank | 2 | 1 | 80 | 70 | 60 | 10 | 25 | 60 | 40 | 10 | 50 | 30 | 70 | 75 | 20 | 35 |

GW Sparky is the ultimate sire for moderate, easy doing, high capacity cattle. We really like the shape of his progeny and they make beautiful cows. He is our go-to calving ease sire as well, in fact he is a perfect calving ease bull - keep all the heifers because they are gentle and moderate. His EPD profile fits the bill for producing smaller framed, low input, efficient cows. Top 25% for 6 traits. 12 sons sell. 29 carcass records.



GW THREE PEAT 331K HETERO BLACK - HOMO POLLED

5/8 SM 3/8 AN ASA# 4033844

SIRE: GW TRIPLE CROWN 018C
 DAM: GW MISS BREAKTHRU 099H
 MGS: GW BREAKTHRU 045C

| | CE | BW | WW | YW | ADG | MCE | MILK | MWW | STAY | DOC | YG | MARB | BF | REA | API | TI |
|------|----|------|----|-----|------|-----|------|-----|------|-----|-------|------|--------|------|-----|-----|
| EPDs | 15 | -2.1 | 81 | 131 | 0.31 | 9 | 17 | 58 | 14 | 20 | -0.29 | 0.94 | -0.068 | 0.93 | 173 | 101 |
| Rank | 25 | 20 | 30 | 25 | 25 | 20 | 95 | 75 | 60 | 2 | 30 | 2 | 20 | 15 | 4 | 3 |

GW Three Peat is a red carrier, black pedigreed, bull we kept to broaden the base in our red cattle. He has exceeded expectation on the quality of bulls produced. The muscle shape, length, and bone structure is impressive. He could be a transitional sire of red cattle like GW Movin On, making impactful sires like Copperhead, Hilger One, and GW Major Move. 19 sons sell. 10 traits in top 25%.



GW TRIPLE DOUBLE 276K HOMO BLACK - HOMO POLLED

1/2 SM 3/8 AN 1/8 CS ASA# 4033843

SIRE: GW TRIPLE CROWN 018C
 DAM: GW MISS DUE NORTH 323H
 MGS: TFS DUE NORTH 2659Z

| | CE | BW | WW | YW | ADG | MCE | MILK | MWW | STAY | DOC | YG | MARB | BF | REA | API | TI |
|------|----|------|----|-----|------|-----|------|-----|------|-----|-------|------|--------|------|-----|-----|
| EPDs | 14 | -0.9 | 87 | 141 | 0.33 | 9 | 19 | 63 | 14 | 21 | -0.24 | 0.84 | -0.034 | 0.92 | 167 | 101 |
| Rank | 35 | 35 | 15 | 15 | 15 | 25 | 90 | 50 | 60 | 1 | 45 | 4 | 55 | 15 | 10 | 3 |

Triple Double progeny are very deep bodied, soft make cattle with subtle differences from his sire with a maternal sire look. Lots of potential in his carcass traits as well. 13 sons sell. 8 traits in top 25%.



GW TRIPLE CROWN 018C HOMO BLACK - HOMO POLLED

5/8 SM 3/8 AN ASA# 2954741

SIRE: J BAR J NIGHTRIDE 225Z
 DAM: GW MISS GPRD 359A
 MGS: GW PREDESTINED 701T

| | CE | BW | WW | YW | ADG | MCE | MILK | MWW | STAY | DOC | YG | MARB | BF | REA | API | TI |
|------|----|------|----|-----|------|-----|------|-----|------|-----|-------|------|--------|------|-----|-----|
| EPDs | 15 | -2.1 | 88 | 148 | 0.37 | 10 | 14 | 57 | 16 | 23 | -0.35 | 0.77 | -0.064 | 1.25 | 173 | 101 |
| Rank | 25 | 20 | 15 | 10 | 4 | 15 | 99 | 75 | 35 | 1 | 15 | 10 | 20 | 1 | 4 | 2 |

Triple Crown has proven himself be the ultimate sire for a multitude of traits. Maybe his progeny's docility is at the top of the list. Hard to make one better. 12 traits in top 25%. 7 sons sell. 83 carcass records.

GW DEADWOOD 079G HETERO BLACK - HOMO POLLED

1/2 SM 1/2 AR

ASA# 3549195

SIRE: VGW DIRECT DRIVE 512
 DAM: GW MISS END ZONE 708D
 MGS: GW END ZONE 135B

| | CE | BW | WW | YW | ADG | MCE | MILK | MWW | STAY | DOC | YG | MARB | BF | REA | API | TI |
|------|----|------|----|-----|------|-----|------|-----|------|-----|------|------|--------|------|-----|----|
| EPDs | 17 | -2.4 | 66 | 108 | 0.26 | 8 | 25 | 58 | 16 | 18 | 0.04 | 1.26 | -0.010 | 0.00 | 186 | 98 |
| Rank | 10 | 15 | 85 | 70 | 55 | 35 | 45 | 70 | 40 | 10 | 99 | 1 | 90 | 99 | 2 | 5 |

Deadwood is now a proven outcross bull with daughters in production. His daughters have beautiful udders and are attractive cows. His marbling is the kind that will make 50% prime carcasses. 15 sons sell. 77 carcass records.



GW WARHEAD 210J HETERO BLACK - HOMO POLLED

1/2 SM 1/2 AR

ASA# 3869116

SIRE: BIEBER CL ATOMIC C218
 DAM: GW MISS BEACON 462G
 MGS: HOOK S BEACON 56B

| | CE | BW | WW | YW | ADG | MCE | MILK | MWW | STAY | DOC | YG | MARB | BF | REA | API | TI |
|------|----|------|----|-----|------|-----|------|-----|------|-----|------|------|-------|------|-----|----|
| EPDs | 15 | -3.8 | 83 | 131 | 0.30 | 10 | 31 | 72 | 20 | 14 | 0.12 | 0.22 | 0.047 | 0.30 | 146 | 85 |
| Rank | 25 | 5 | 30 | 25 | 30 | 10 | 10 | 10 | 10 | 35 | 99 | 75 | 99 | 99 | 30 | 40 |

GW Warhead is what we consider an outcross bull because he is half Red Angus instead of Black Angus. His production proof is stellar and the soundness and length he adds is impressive. 14 sons sell. 9 traits in top 25%. 33 carcass records.



GW COPPERHEAD 919G RED - HOMO POLLED

1/2 SM 5/16 AR 3/16 AN

ASA# 3549340

SIRE: GW MOVIN ON 183C
 DAM: GW MISS DIRCT DRIVE 932E
 MGS: VGW DIRECT DRIVE 512

| | CE | BW | WW | YW | ADG | MCE | MILK | MWW | STAY | DOC | YG | MARB | BF | REA | API | TI |
|------|----|------|----|-----|------|-----|------|-----|------|-----|-------|------|-------|------|-----|-----|
| EPDs | 14 | -2.1 | 84 | 131 | 0.30 | 10 | 28 | 70 | 17 | 22 | -0.33 | 0.90 | -0.06 | 0.74 | 178 | 103 |
| Rank | 35 | 15 | 25 | 25 | 30 | 10 | 20 | 15 | 30 | 1 | 20 | 3 | 30 | 45 | 3 | 2 |

Copperhead has proven himself to be a top red sire in the SimAngus population. He is a multi-dimensional sire that excels in about everything. Very gentle, big middled, sound and consistently good. 5 sons sell. 11 traits in top 25%. 7 carcass records.



GW HILGER ONE 454H RED - HOMO POLLED

3/4 SM 3/16 AN 1/16 AR

ASA# 3701575

SIRE: GW MOVIN ON 183C
 DAM: GW MISS YUKON JACK 913E
 MGS: GW YUKON JACK 612B

| | CE | BW | WW | YW | ADG | MCE | MILK | MWW | STAY | DOC | YG | MARB | BF | REA | API | TI |
|------|----|------|-----|-----|------|-----|------|-----|------|-----|-------|------|--------|------|-----|----|
| EPDs | 10 | -0.1 | 103 | 160 | 0.36 | 3 | 27 | 78 | 19 | 18 | -0.18 | 0.46 | -0.046 | 0.86 | 154 | 99 |
| Rank | 80 | 50 | 1 | 2 | 10 | 99 | 25 | 2 | 10 | 4 | 65 | 35 | 45 | 25 | 20 | 4 |

Hilger One has been a popular bull among red breeders because of the quality, power and marketability of his progeny.





JC MR MOST WANTED 682K HOMO BLACK - HOMO POLLED

3/4 SM 1/4 AN

ASA# 4029493

SIRE: GIBBS 9114G ESSENTIAL
 DAM: JC AY MS FORCE 682D
 MGS: TFS ALLIED FORCE 2630Z

| | CE | BW | WW | YW | ADG | MCE | MILK | MWW | STAY | DOC | YG | MARB | BF | REA | API | TI |
|------|----|------|----|-----|------|-----|------|-----|------|-----|-------|------|-------|------|-----|----|
| EPDs | 22 | -5.3 | 68 | 112 | 0.28 | 13 | 26 | 60 | 21 | 17 | -0.11 | 0.63 | 0.011 | 0.78 | 180 | 90 |
| Rank | 1 | 2 | 80 | 60 | 40 | 1 | 35 | 60 | 3 | 10 | 85 | 15 | 99 | 35 | 3 | 20 |

Most Wanted is a bull we purchased as was named because of his potential to complement our cow herd. He is an awesome calving ease bull that adds length, unbelievable structure, and eye appeal. 27 sons sell. 9 traits in top 25%.



JC MR MOTOWN 636J HOMO BLACK - HOMO POLLED

1/2 SM 1/2 AN

ASA# 3870350

SIRE: HOOK'S FRONTLINE 40F
 DAM: BROWN MS QUANAH 505B
 MGS: G A R QUANAH 687L

| | CE | BW | WW | YW | ADG | MCE | MILK | MWW | STAY | DOC | YG | MARB | BF | REA | API | TI |
|------|----|------|----|-----|------|-----|------|-----|------|-----|------|------|-------|------|-----|----|
| EPDs | 16 | -3.2 | 65 | 122 | 0.36 | 10 | 28 | 61 | 19 | 15 | 0.01 | 0.82 | 0.010 | 0.40 | 172 | 88 |
| Rank | 15 | 10 | 90 | 40 | 10 | 10 | 20 | 55 | 10 | 25 | 99 | 5 | 99 | 95 | 5 | 25 |

We like Motown because he's bred a little different and his EPDs fit our program. We like animals with more angle to their shoulder and hawk which consequently makes some marginal on their heel depth. Motown is tipped up a little more with a deep heel for improvement in the feet.



GIBBS 9114G ESSENTIAL HOMO BLACK - HOMO POLLED

PB SM

ASA# 3716905

SIRE: GIBBS 7382E BROAD RANGE
 DAM: GIBBS 7153E STAR 3136A
 MGS: HOOK'S BROADWAY 11B

| | CE | BW | WW | YW | ADG | MCE | MILK | MWW | STAY | DOC | YG | MARB | BF | REA | API | TI |
|------|----|------|-----|-----|------|-----|------|-----|------|-----|-------|------|--------|------|-----|-----|
| EPDs | 16 | -1.7 | 103 | 174 | 0.45 | 9 | 31 | 82 | 17 | 20 | -0.30 | 0.45 | -0.008 | 1.53 | 174 | 108 |
| Rank | 10 | 10 | 2 | 1 | 1 | 15 | 10 | 1 | 40 | 1 | 85 | 15 | 99 | 1 | 4 | 1 |

Mahdi Saatchi, renowned geneticist sums it up perfectly...

“ Genetic diversity is crucial for beef cattle as it allows for adaptation to changing environments, improved resistance to diseases, enhanced production traits like growth rate, meat quality and fertility, and provides the ability to select for specific desirable characteristics to meet market demands, ultimately contributing to the long-term genetic improvement, sustainability and resilience of beef cattle populations. Maintaining genetic diversity minimizes inbreeding, which can lead to reduced fertility, growth rates, and increased susceptibility to disease. ”



CCR WACO 4142G HOMO BLACK - HOMO POLLED

5/8 SM 3/8 AN

ASA# 3703573

SIRE: CCR ABILENE 6018C
 DAM: CCR MS CATALYST 4142B
 MGS: CCR CATALYST 7035W

| | CE | BW | WW | YW | ADG | MCE | MILK | MWW | STAY | DOC | YG | MARB | BF | REA | API | TI |
|------|----|------|----|-----|------|-----|------|-----|------|-----|-------|------|--------|------|-----|----|
| EPDs | 17 | -3.5 | 67 | 104 | 0.23 | 12 | 20 | 53 | 12 | 14 | -0.08 | 0.93 | -0.017 | 0.35 | 167 | 93 |
| Rank | 10 | 10 | 85 | 80 | 75 | 3 | 85 | 90 | 80 | 35 | 90 | 3 | 85 | 95 | 10 | 15 |

Waco is an outcross to nearly all of the Gateway pedigrees and offers genetics that excel in calving ease, maternal calving ease and marbling. His sons are long and have a lot of style. 14 sons sell.



JC MR TALON 403G HOMO BLACK - HOMO POLLED

5/8 SM 3/8 AN

ASA# 3555669

SIRE: HOOK'S EAGLE 6E
 DAM: JC MS FORCE 403B
 MGS: HOOKS SHEAR FORCE 38K

| | CE | BW | WW | YW | ADG | MCE | MILK | MWW | STAY | DOC | YG | MARB | BF | REA | API | TI |
|------|----|------|----|-----|------|-----|------|-----|------|-----|-------|------|--------|------|-----|----|
| EPDs | 20 | -6.5 | 72 | 112 | 0.25 | 14 | 29 | 65 | 19 | 18 | -0.30 | 0.52 | -0.009 | 1.09 | 170 | 91 |
| Rank | 2 | 1 | 65 | 65 | 60 | 1 | 15 | 40 | 10 | 5 | 30 | 30 | 90 | 4 | 10 | 15 |



IR/JLN BOOMER J425 HOMO BLACK - HOMO POLLED

PB SM

ASA# 3999260

SIRE: HOOK'S EAGLE 6E
 DAM: KBHR IR/JLN ASTORIA G119
 MGS: KBHR HIGH ROAD E283

| | CE | BW | WW | YW | ADG | MCE | MILK | MWW | STAY | DOC | YG | MARB | BF | REA | API | TI |
|------|----|------|----|-----|------|-----|------|-----|------|-----|-------|------|--------|------|-----|-----|
| EPDs | 18 | -2.7 | 83 | 135 | 0.33 | 9 | 25 | 66 | 17 | 16 | -0.38 | 0.62 | -0.016 | 1.29 | 181 | 101 |
| Rank | 2 | 3 | 35 | 20 | 10 | 15 | 40 | 35 | 35 | 10 | 55 | 4 | 99 | 2 | 2 | 3 |



GW FIRE LINE 879J RED - HOMO POLLED

1/2 SM 5/16 AR 3/16 AN

ASA# 3877151

SIRE: GW MOVIN ON 183C
 DAM: KOCH MS NEBLUA 600D
 MGS: BECKTON NEBULA M045

| | CE | BW | WW | YW | ADG | MCE | MILK | MWW | STAY | DOC | YG | MARB | BF | REA | API | TI |
|------|----|------|----|-----|------|-----|------|-----|------|-----|-------|------|--------|------|-----|----|
| EPDs | 22 | -5.1 | 75 | 122 | 0.30 | 11 | 25 | 62 | 18 | 12 | -0.26 | 0.25 | -0.043 | 0.55 | 155 | 85 |
| Rank | 1 | 2 | 55 | 40 | 30 | 10 | 45 | 50 | 20 | 65 | 40 | 70 | 45 | 75 | 20 | 40 |

Since we sold Major Move, Copperhead, and Hilger One, we have wanted a red Movin On son preferably out of an unrelated dam. Fire Line fit the bill. His first calf crop is impressive and seem to be born small and grow fast.

2109 Joyland Road
Lewistown, MT 59457

GATEWAY

SIMMENTAL & LUCKY CROSS®



45th ANNUAL Bull Sale

MONDAY, FEBRUARY 3, 2025 || NOON, MST || AT THE RANCH NEAR LEWISTOWN, MONTANA

GATEWAY *Breeding Value* **BULL SALE**